

# Kent Academic Repository

## Full text document (pdf)

### Citation for published version

Jordan, Tobias and De Wilde, Philippe and Buarque de Lima Neto, Fernando (2020) Decision making for two learning agents acting like human agents. In: WCCI 2020. (In press)

### DOI

### Link to record in KAR

<https://kar.kent.ac.uk/81325/>

### Document Version

Author's Accepted Manuscript

#### Copyright & reuse

Content in the Kent Academic Repository is made available for research purposes. Unless otherwise stated all content is protected by copyright and in the absence of an open licence (eg Creative Commons), permissions for further reuse of content should be sought from the publisher, author or other copyright holder.

#### Versions of research

The version in the Kent Academic Repository may differ from the final published version.

Users are advised to check <http://kar.kent.ac.uk> for the status of the paper. **Users should always cite the published version of record.**

#### Enquiries

For any further enquiries regarding the licence status of this document, please contact:

[researchsupport@kent.ac.uk](mailto:researchsupport@kent.ac.uk)

If you believe this document infringes copyright then please contact the KAR admin team with the take-down information provided at <http://kar.kent.ac.uk/contact.html>

# Decision making for two learning agents acting like human agents\*

\*A proof of concept for the application of a Learning Classifier Systems

1<sup>st</sup> Tobias Jordan  
*School of Computing*  
*University of Kent*  
Canterbury, United Kingdom  
tj202@kent.ac.uk

2<sup>nd</sup> Philippe de Wilde  
*School of Computing*  
*University of Kent*  
Canterbury, United Kingdom  
P.Dewilde@kent.ac.uk

3<sup>rd</sup> Fernando Buarque de Lima Neto  
*School of Computer Sciences*  
*Universidade de Pernambuco)*  
Recife, Brazil  
fbfn@ecom.poli.br

**Abstract**—The paper investigates the suitability of a Learning Classifier System implementation for mimicking human decision making in agent based social simulations incorporating network effects. Model behavior is studied for three distinct scenario settings. We provide proof of concept for the adequacy of LCA to tackle the task at hand. Specifically, it is found that the LCA provides the agents within the simulation model with the ability to learn and to react to environmental changes while accounting for bounded rational decision making and the presence of imperfect information, as well as network effects. Moreover it can be shown that the LCA-agents exhibit a habit like behavioural pattern.

**Index Terms**—Agent Based Social Simulation, Learning Classifier Systems

## I. INTRODUCTION

Currently, General Equilibrium Models [1] represent the most popular paradigm for macroeconomic simulation and thereby the most popular measure for political decision support. However, those models are based on strong neo-classical assumptions like rational decision making, perfect market behavior and perfect information for all actors. These assumptions do obviously not hold in the real world and lead to a stereotype average consumer, that is the rational individual or Homo Oeconomicus. Critics on Homo Oeconomicus became louder during the last decade due to the unrealistic assumptions of the underlying model and the failure of rational individual based models. Especially, in predicting problems such as the big economic crisis of the beginning of 21st century [2]. These assumptions also suppose that our highly heterogeneous societies can be understood by investigating the behavior of rational average individual and their communication and group behavior. We argue against that irrationality does not exist, or at least not affect the crowds behavior [3]. In order to better understand and predict human behavior, the concept of Agent Based Modeling came up as an alternative for economists. Agent Based Models use autonomous acting, communicating computer programs, the so called agents that are able to decide in a bounded rational way [4]. Agents within these models may resemble individual, consumers or juristic persons like companies. Agent Based Models thereby are enabled, to better

model human heterogeneity and thus create a more sophisticated image of reality. Complementary, the research area of Social Network Science and Complex Networks suggests that human decisions are not entirely autonomous, but influenced by peers, siblings or parents [5]. This influence may occur through spread of information or contagion of behavior via social networks. The former foils the assumption of perfect information, the latter challenges fully rational decisions. This motivates the attempt to join findings from Social Network Science and Agent Based Modeling in order to create models that better represent reality, facilitating simulation of societies and prediction of policy effects. In order to set-up a simulation model that addresses the stated shortcomings of state of the art General Equilibrium Models and copes with opinion dynamics in social networks, the agents within the models need to be equipped with an adequate decision making mechanism. Such a mechanism may approximate human decision making in the situation under investigation, enhancing the credibility and accuracy of the model. Moreover, the mechanism must be capable of coping with a dynamic environment. The research at hand proposes such a decision mechanism for agent based models incorporating network diffusion processes. In an early work, Holland proposes Learning Classifier Systems (LCS) as a good option to mimic human decision making in agent based models. Principally he argues in favor of LCS because they enable the agent to allocate environmental situations to broad categories which are progressively refined by the experience made. This in turn enables the agent to build internal models of the world, while non of the models is immutable, but always provisional and subject to change [6]. Further, Classifier Systems have been shown to be able to learn to play nash-markov equilibria both with and without the presence of imitation [7] [8]. Therefore, a LCS is implemented in order to make allowance for the often posited characterization of the human mind as a system to classify things and situations. This work shall serve as a proof of concept for the utilization of Learning Classifier Systems as an agent learning representation in agent based social simulations.

As our use case serves the schooling decision of children.

Important determinants of schooling success are the motivation of parents to support their children at school and the dedication of children to study, as well as the quality of schools. Children have to decide to which degree they dedicate themselves to their education. As a motivation for this dedication serves the question if education pays off or not (expected utility). As schooling success depends on a large number of influence factors, such as socio-economic status, peer influence and current economic activity, we assume that children cannot assess that expected utility but rather base their decision on experience and peer information. Moreover, subjective perception, limited processing capacities and incomplete information may influence expected utility calculation of individuals.

## II. BACKGROUND

This Section gives a general overview on recent advances in the fields important to the presented research, namely diffusion processes in social networks, Agent Based Computational Economics and Learning Classifier Systems.

### A. Diffusion in Social Networks

Social influence and contagion, as well as spread of behavior and information through social networks has been documented in a wide range of cases [5]. This indicates the existence of those effects on the schooling decision of individuals. Marques [9] reveals the huge differences between social networks of the poor and those of more wealthy people, which further encourages the considering of social network effects while studying social phenomena.

As presented above, it has been extensively shown by statistical research that behavior spreads throughout social networks, additionally, scientists tried to develop models to understand how this spreading occurs. Econometric approaches have been developed in order to capture peer effects on schooling behavior of pupils [10]. However, even though this approaches incorporate empirical peer effects, they do not consider the very mechanism of behavior spreading, nor bounded rational individuals. One approach to capture diffusion processes is to model them as coordination games [11] or employing group decision making approaches [12].

### B. Agent Based Models - Agent Based Economics

According to Holland [13], Agent Based Modeling (ABM) describes the study of systems consisting of autonomous computational agents. The agents may be designed heterogeneously and are able to interact, which enables the ABMs to reproduce macro phenomena that emerge from micro level behavior. Examples for the use of ABM are models of racial segregation [14], political opinion building [15] or consumer behavior [16]. The sub-fields of Agent Based Social Simulation (ABSS) and Agent Based Computational Economics (ABC) join the fields of agent based computing, computational simulation and respectively social sciences [17] or economics [18], where applications reach from demography [19] to tax compliance [20] or school effectiveness [21]. Using ABM to simulate social or economic contexts forces

the researcher to debug and understand macro phenomena better, while large experimental studies may be conducted without numerical or ethical concerns arising in real world experimental setups. Contrary to traditional economic models, ABM enables the researcher to incorporate the imperfection of human rationality as well as limited information availability to the model. In addition, the iterative interaction of agents triggers insights that may be overseen in general equilibrium approaches. A detailed summary of sociology in ABSS can be found in [22], while [23] summarizes applications in Agent Based Computational Economics. Literature on Agent Based Computational Economics suggest very distinct approaches to model agents decision making. Approaches employ unconscious techniques like reinforcement learning, routine-learning approaches like replicator dynamics, belief learning methods as classifier systems or Bayesian approaches [24]. many of them have been proven to produce outcomes that coincide with findings from experimental economics and even econometrics [25].

### C. Learning Classifier Systems

Learning Classifier Systems (LCS) are rule based programs. They usually contain a Genetic Algorithm to manipulate the set of rules they operate on and a Reinforcement Learning part that aims at choosing the best performing rules [26]. Holland proposed LCS first as a model of the emergence of cognition [27]. Classifier systems are regarded as an approximation to human decision making, given a perceived situation [24] although they are not belief based, which means that agents are not conscious about the existence of other agents within their environment [25].

According to Brenner [24], Classifier Systems consist of a set of condition-action rules, where the conditions  $c$  describing the perceived state and the actions  $a$ , representing the respective action to be taken are stored as feature strings of the form  $\{c_1, c_2, \dots, c_n\}$  or respectively  $\{a_1, a_2, \dots, a_n\}$ . The set of condition - action rules  $R_i (i = 1, 2, \dots, n)$  combines then a condition string with an action string. Whereas  $c_{ij}$  or  $a_{ij}$  may be represented as a wild-card # indicating that this feature applies independently from the given situation. For each iteration, the current signal  $s = \{s_1, s_2, \dots, s_n\}$  is compared to the condition strings of the available condition - action rules. The most adequate of those rules with corresponding condition strings is being chosen for execution. For the purpose of choice, each rule is being assigned a *Specificity* value and a *Strength* value. The *Specificity* determines the number of wild-cards within the rule, while the *Strength* is defined by the pay-off, the rule generated in preceding iterations. the value  $B(R_i)$  is calculated according to Equation 1, where  $\alpha$ ,  $\beta$  and  $\gamma$  are parameters. Accordingly, the corresponding rule with the maximum value of  $B(R_i)$  is regarded the most adequate rule.

$$B(R_i) = \alpha(\beta + \gamma \cdot Specificity(R_i)) * Strength(t, R_i) \quad (1)$$

The *Strength* of each Rule  $R_i$  at time  $t$  is hereby calculated according to Equation 2.

$$Strength(t+1, R_i) = Strength(t, R_i) + Payoff(t) - B(R_i) \quad (2)$$

Subsequently, the Classifier System employs a genetic operator that allows for creating new rules from the existing best performing rules and forgetting rules that did not perform well in the past.

### III. PROBLEM

The agents within the presented simulation model are embedded in an environment consisting of their peers<sup>1</sup> and an individual socio-economic environment represented by individual variables. We aim at modeling the behavior "dedication at school" which cannot be observed easily. Hence we employ the mark in mathematics of the respective pupil as a proxy for the engagement at school. The agents within the model iteratively decide what mark to achieve in the next iteration. It is assumed that agents benefit from aligning their behavior with peer behavior. Thus, an agent's utility is affected by the behavior her peers exhibit. Both, individual socio-economic status and peer social-economic status hereby affect the utility. Moreover, the agents are unaware of their own utility function and hence have to learn which action pleases them most.

Perceptions are represented as condition strings  $E$  of the form  $\{s, p_1, p_2, \dots, p_n\}$ , where  $s$  stands for the mark of the current individual and  $p_i$  stands for the mark of peer  $i$ . Subsequently, we explain, how those perceived condition strings are processed in the decision module set up as a Classifier System. In every case, the agent decides on a set of actions, that may include all possible marks within the range  $\{0, 100\}$ .

### IV. THE LCS DECISION MECHANISM

The classifier is based on a set of condition action rules  $R$  of the form  $\bar{c} - > \bar{a}$ , where each  $\bar{c}$  represents a string  $c_1, c_2, \dots, c_n$ . The length  $n$  of  $\bar{c}$  is given by the formula  $n = d + 1$ , where  $d$  denotes the degree of the respective agent.  $c_i$  stands for the interval  $[x_i, y_i]$  with  $x_i, y_i \in [0, 100]$ ,  $y_i \geq x_i$  but can adopt the # symbol also, indicating that this digit of the condition string matches all possible values of  $s$  or  $p_i$  respectively. The first digit of  $\bar{c}$  narrows the mark of the respective agent, while the remaining digits narrow the mark of her peers. At each time step, the algorithm creates the list of matching condition action strings  $M_i$ .  $M_i$  contains those strings for which the condition  $\forall x \in E x_i \in c_i$  holds. To setup the system, a number of condition-action-rules is created randomly. Here for each rule to be created, a random interval is set for each digit of the condition-string. The respective action of the condition-action-string is then drawn from a normal distribution with variance  $VAR(x)_1$ , while the mean is set to the initial mark of the respective agent. Calculation of  $Strength$  and  $B(R_i)$  occurs according to Equation 2 and Equation 1 respectively for all  $R_i \in M_i$ . Subsequently, a roulette wheel mechanism ensures that the action of that  $R_i$  with the highest Strength is

most likely to be taken, while the likelihood for the choosing of  $R_i \in M$  decreases with decreasing strength. If  $R$  does not contain any rule that is compatible to the current perception string - meaning that  $M_i = \emptyset$ , that rule in  $R$  that is most similar to the current perception  $E$  mutates so that it matches  $E$ . Hereby the action of the mutated string is also drawn from a normal distribution where the mean is the currently performed mark of the agent and variance is  $VAR(x)_3$ . Furthermore, an evolutionary process is implemented, aiming at continuous improvement of the solutions found. Hereby a fraction of the weakest rules  $death - rate$  in  $M$  is being deleted from  $R$  and new rules are created, recombining the  $n$  strongest rules in  $M$  via a cross-over operator until the original number of rules in  $R$  is reached. In order to ensure diversity, an additional mutation operator is introduced: A random mutation process starts with a probability of "mutation - rate", altering random characters of the condition string of a randomly chosen rule  $R_i \in M$  that is not the currently best performing rule. The character that indicates the action of the condition-action-string to be mutated is drawn from a normal distribution with variance  $VAR(x)_2$  while the mean is set to the currently adopted mark of the respective agent.

Figure 1 illustrates this Classifier System for the simple case of an agent with degree 2.

#### A. Evaluate Action

The evaluation of the fitness or utility, an action taken by the agent causes, is being measured by a utility function. The utility function proposed in [10] is implemented as presented in Equation 3. In this case  $\theta_i(y)$  is a component that introduces exogenous heterogeneity to the model and  $\delta$  is the imitation-factor of the model, controlling the peer influence. Moreover,  $x_i$  represents the mark achieved by the respective agent  $i$  and  $g_i$  stands for the binary peer matrix of the agent.

$$U_i(x_i, g_i) = [\mu g_i + \theta_i(y_i)]x_i - \frac{1}{2}x_i^2 + \delta \sum_{j=1}^n g_{ij}z_i z_j \quad (3)$$

The exogenous heterogeneity component  $\theta_i(y_a)$  is computed according to Equation 4.  $y_a$  is a vector of variables that resemble observable differences between individuals, such as race, age, and other socio-economic variables.  $\sigma$  and  $\phi$  are parameter vectors.

$$\theta_i(y) = \sum_{m=1}^M \sigma_m y_i^m + \frac{1}{g_i} \sum_{m=1}^M \sum_{j=1}^n \phi_m g_{ij} y_j^m \quad (4)$$

This fitness function not only introduces wide individual heterogeneity, but also accounts for a strategic complementarity in efforts [10]. this means that if the peer of agent  $i$ , agent  $j$  increases her behavior level, then agent  $i$  will receive increasing marginal utility, if she also increases her behavior level.

Table I summarizes the model parameters and contains a brief explanation for each parameter.

<sup>1</sup>for the use case of this work, peers are thought of as friends within the friendship network of pupils

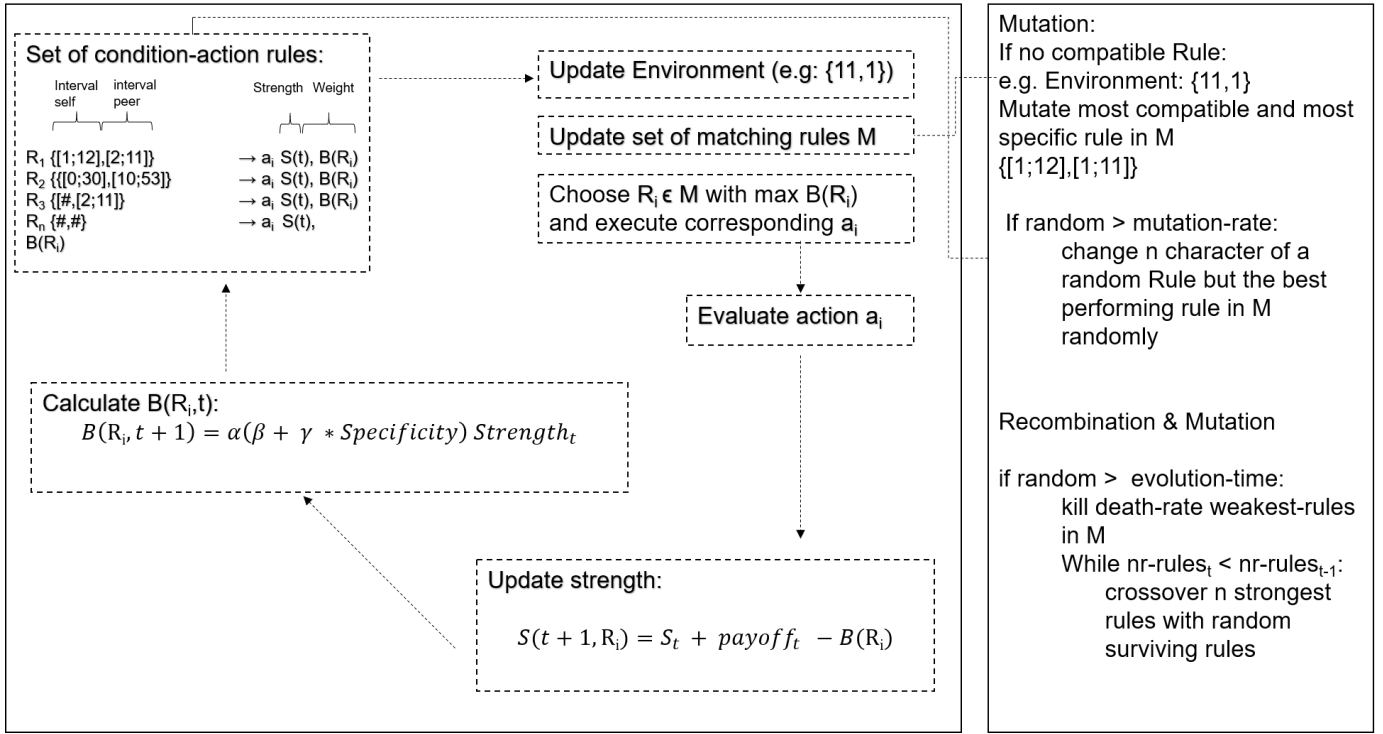


Fig. 1: Classifier System - Decision

TABLE I: model parameters

Model modules	Parameters	Explanation
<b>Strength Calculation</b>	$\alpha$	controls the importance of past performance for the selection of a Rule $R_i \in M_i$
	$\beta$	controls the importance of past performance for the selection of a Rule $R_i \in M_i$
	$\gamma$	controls the importance of specificity of rules in the LCS
<b>Genetic Operators</b>	<i>mutation - rate</i>	controls how frequently rules within the LCS are replaced by randomly created rules
	<i>death - rate</i>	controls which share of the population of rules within the LCS is replaced by newly created rules (cross-over recombination)
	<i>evolution - time</i>	controls how often an evolutionary process is triggered for all agents
<b>LCS</b>	<i>nr - action - rules</i>	controls how many condition-action-rules an agent possesses
	$VAR(x)_1, VAR(x)_2, VAR(x)_3$	Variance of the normal distributions in the generation of action rules and mutation. Control the maximum step-size for the increasing or respectively decreasing of marks at each iteration.
<b>Utility Function</b>	$\delta$	Imitation Factor, controls the weight of peer behavior within the utility function
	$\sigma$	Parameter Vector, assigns weights to the individual variables of each agent
	$\phi$	Parameter Vector, assigns weights to the individual variables of peers

## V. EXPERIMENTS

Seeking to verify, if the implemented decision making algorithm is capable of mimicking human decision making in the situation of interest, we choose the most simple model set-up, containing two interconnected agents. The parameter vectors  $\sigma$  and  $\phi$  of the utility function  $U_i(x_i, g_i)$  are chosen so that clear strategies emerge for each agent. For the purpose of experimentation, we define the three distinct strategy settings listed below. (i) "Good mark": both agents may always prefer to achieve the better mark, this is achieved by setting  $\sigma$  and  $\delta$  so that  $\frac{du}{dx} > 0$ . (ii) "Bad mark": both agents may always prefer to achieve the worse mark, this is achieved by setting  $\sigma$  and  $\delta$  so that  $\frac{du}{dx} < 0$ . (iii) "Good mark imitation": achieving a good mark is a dominant strategy for both agents. However, peer behavior heavily influences the utility outcome.

The parameter vectors are set as in (i) and the imitation factor  $\gamma$  is set to 20. Figure 2 illustrates the respective utility for agent 1 as a function of her achieved mark  $mark_1$  and the achieved mark of her peer  $mark_2$ .

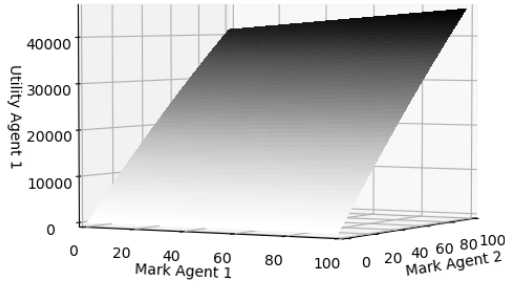
We set the model parameters as presented in Table II.

In order to assess, if the model behaviour fulfills our expectations, we measure, if the algorithm is capable of finding good solutions for each scenario. As we seek to mimic human behaviour, we do explicitly not expect fully accurate and rational decision making. The agents are expected to demonstrate a tendency towards the optimal solution while sporadic not optimal solutions are tolerated. Moreover, a learning process should be observable throughout run-time. Ultimately a human-like agent is expected to react on changes in her environment, namely the change of behavior of her peers and the alteration of her own situation. We measure

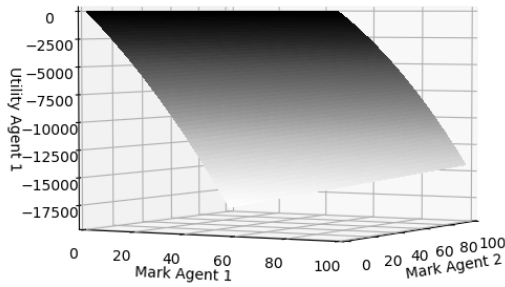
TABLE II: model parameters for experiments

Model modules	Parameters	Values
Strength Calculation	$g_1$	0.74
	$g_2$	0.83
	$g_3$	0.42
Genetic Operators	$mutation - rate$	0.15
	$death - rate$	0.34
	$evolution - time$	15
LCS	$nr - action - rules$	200
	$VAR(x)_1$	4
	$VAR(x)_2$	40
	$VAR(x)_3$	10
Utility Function	$\delta$	(i)(ii) : 0.5; (iii) : 20
	$\sigma$	*
	$\phi$	*

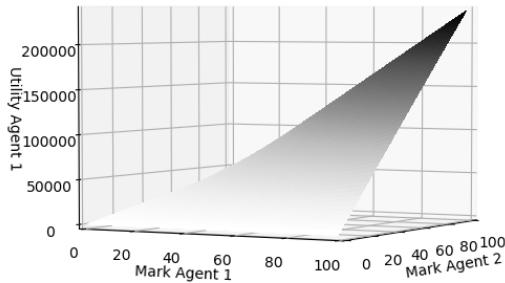
\*set to create the respective strategy (i), (ii) or (iii).



(a) Utility Function for Dominant Strategy  
agent 1: Good mark (i)



(b) Utility Function for Dominant Strategy  
agent 1: Bad mark (ii)



(c) Utility Function for Dominant Strategy  
agent 1: Good mark & factor imitation = 20 (iii)

Fig. 2: Utility functions for the three strategy settings (i) "Good mark", (ii) "Bad mark" and (iii) "Good mark imitation"

this examining the probability for an agent to change the current action subject to recent alterations of the environmental variables, peer behavior and self-behavior.

The models are run 500 times with a run-time of 500 iterations.

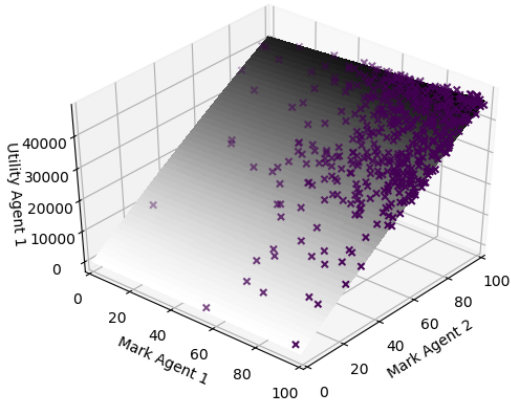
#### A. Overall Performance - Learning Process

The finally achieved mark of agent 1 after each run may be revised in Figure 3 for each scenario. Here each cross indicates the final mark of agent1 and agent2 and the respective utility derived by agent1 after 500 iterations. One may observe that for scenarios (i) and (iii) both agents achieved final marks close to the function optimum. Also, for the majority of simulations, marks for both agents can be found in the upper half of the scale. The best possible solution in scenario (ii) would be a mark of 0 for both agents. However, as Figure 3c reveals, the agents did not achieve this optimal solution frequently. Nevertheless, a tendency towards lower marks is observable.

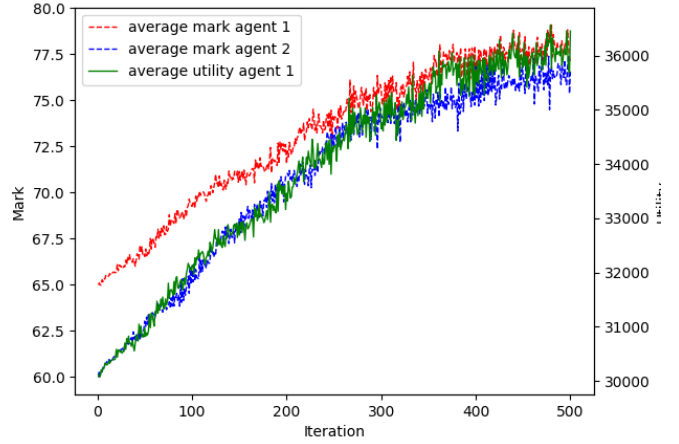
#### B. Run-time Performance

In order to investigate the model behaviour for each iteration, we analyzed the marks achieved by both agents, as well as the utility for agent1. Figure 4 illustrates the average outcome for each iteration in 500 simulations. The solid green line indicates the averagely achieved utility of agent 1 for each iteration, while the dashed red line just below 80 is achieved. Plotting the average outcomes for scenario (ii) indicates a negative development of marks throughout the run-time and respectively increasing average utility values. Finally achieved average mark for both agents lies below 60 while the achieved average utility amounts above -8800. Recall that the best possible decision for this scenario for both agents would be a final mark of 0 and respectively a utility of 0. Scenario (iii) yields average mark and utility development comparable to scenario (i).

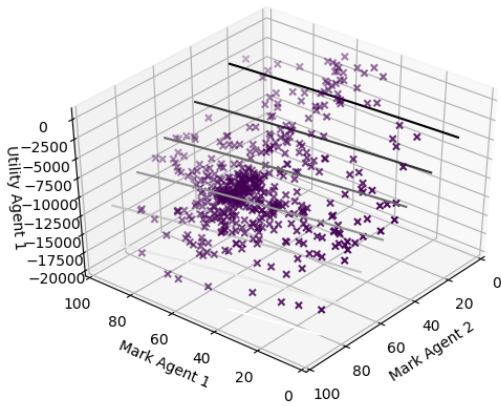
Moreover, the runtime analysis encompasses examination of agent behavior over time. In order to observe, how repeatedly chosen actions affect the disposition of agents to try out different behavioral patterns, the frequency of occurrences of behavioral change have been related to the number of



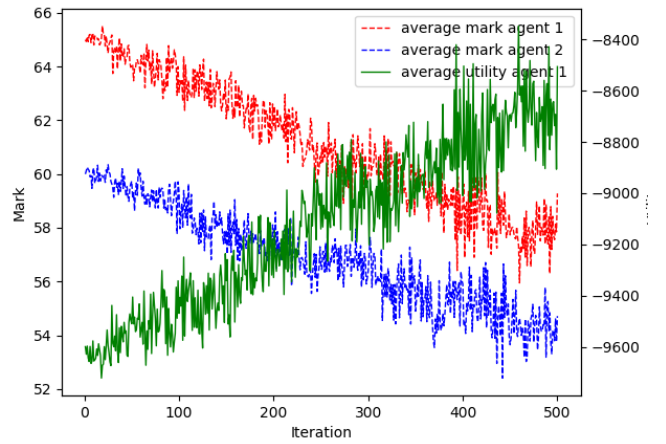
(a) Simulation results for 500 simulations after 200 iterations for Dominant Strategy agent 1: Good mark (i)



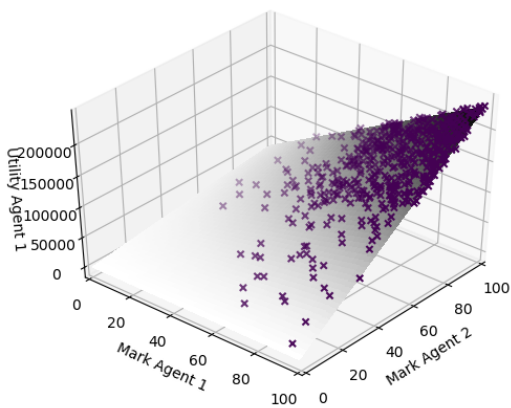
(a) agent 1: Good mark (i)



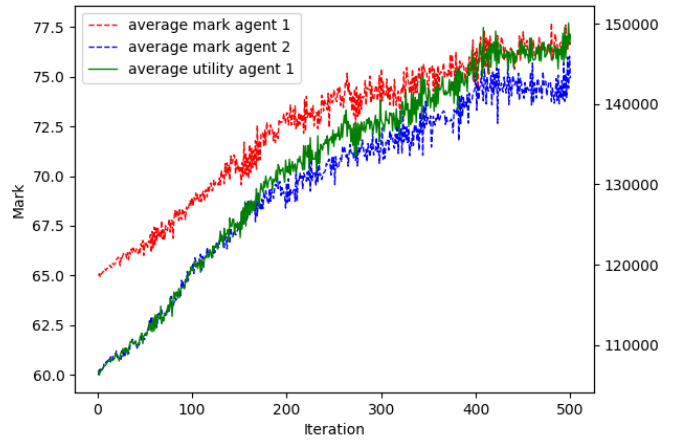
(b) Simulation results for 500 simulations after 200 iterations for Dominant Strategy agent 1: Bad mark (ii)



(b) agent 1: Bad mark (ii)



(c) Simulation results for 500 simulations after 200 iterations for Dominant Strategy agent 1: Good mark & factor imitation = 20 (iii)



(c) agent 1: Good mark & factor imitation = 20 (iii)

Fig. 4: Average Results per Iteration for 500 model runs for three scenarios

Fig. 3: results obtained after 200 iterations

iterations with unchanged behavior preceding that alteration. Figure 5 illustrates the respective outcomes. Here the green dashed line indicates how often a change of behavior was observed throughout all experiments after  $x$  iterations. The red dashed line represents the probability density function of the distribution of  $x$ . It becomes clear that the vast majority of action changes occurs after few repetitions of the same behavior. very low frequencies are observed for more than 10 iterations. In order to ensure the validity of the calculated frequencies,  $x$  that occurred less than 20 times have not been considered for this analysis.

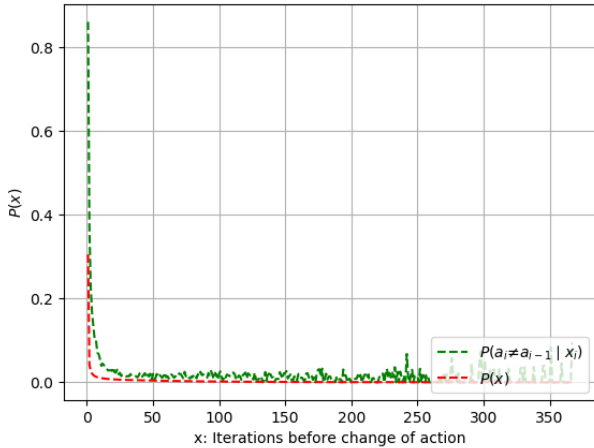


Fig. 5: Frequency of action change related to preceding number of repetitions of the same behavior

### C. Reaction to variation of peer behavior

Finally we investigate how the agent responds to changes in peer behavior and in own behavior. To this purpose we calculate the variable  $\Delta$  according to Equation 6, where  $a_k$  indicates the action of agent1 taken in iteration  $k$ ,  $x_i$  indicates the mark of agent1 at iteration  $i$  and  $y_i$  the mark of agent2 at iteration  $i$ .

$$\Delta_i = \sqrt{\left(\sum_{i=k}^j (x_{i-1} - x_i^1)\right)^2 + \left(\sum_{i=k}^j (y_{i-1} - y_i)\right)^2}, (5)$$

$a_k \neq a_{k-1}, a_j \neq a_{j+1}, a_j \geq a_k$

In Figure 6 we plot the cumulative frequency of  $\Delta$  in the  $2.5 \times 10^5$  iterations of the 500 experiments as a red solid line. The green line however, indicates the cumulative frequency of  $\Delta$  in the subset of iterations that actually triggered a change of action for the observed agent. As the relations presented in this Figure are very similar for all three scenarios, we demonstrate the outcomes for scenario (i). For  $\Delta > 10$ , the green line appears to grow much steeper than the red line. Also, the red plot appears to be much more concave than the green plot. The more concave shape of the red plot indicates that  $\Delta$  is represented less than proportional within the set

of  $\Delta$  that actually triggered an action change for low  $\Delta$ , while the opposite holds as  $\Delta$  grows. Thus, it appears that the probability for an agent to change the current behaviour is substantially higher if the environment, respectively the peer behavior, changes.

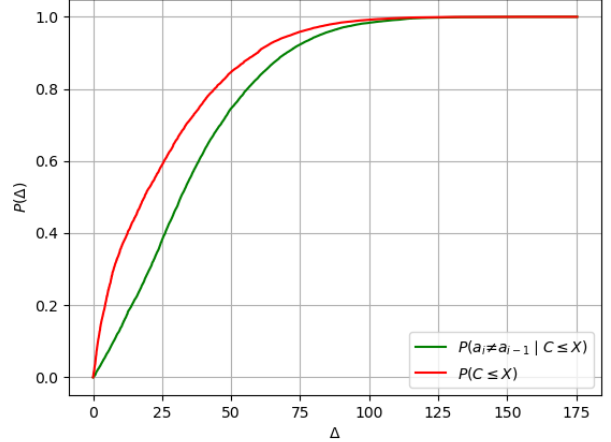


Fig. 6: Frequencies of cumulative environmental change

## VI. DISCUSSION

As stated above, this work seeks to present a solution for human alike agent decision making. Hence the decision making algorithm may account for bounded rational decisions that may not be optimal in all cases but demonstrate a tendency towards good decisions. The results presented in Section V-A indicate that the proposed LCS is capable of delivering good solutions for differently shaped utility functions. In the examined simple settings with only two interacting agents, solutions yielding high utility were encountered in the majority of simulations. However, the algorithm also exhibited miss judgment and biased decisions that may also be expected from human decision makers. Difficulties were particularly encountered in situations with negative pay-offs. It may be argued that humans particularly struggle with situations where the outcome is always negative. However there may be alternative parameter settings that help the agents to better perform in negative utility functions. Moreover, it is not clear yet, if the implemented LCA also performs well in more complicated settings with a larger number of heterogeneous peers and high imitation utility.

Furthermore, the realistic agents are expected to exhibit the ability to learn from past experiences. Section V-B illustrates that on average, the agents decision improves with increasing run-time. Specifically for the scenarios (i) and (iii). The decisions in scenario (iii) also improve, yet on a rather low pace. This may indicate that the LCS implementation is more sensible to negative pay-offs. However, the continuously positive developing average utility is a strong signal that the agents exhibit learning behavior.



Finally, it was posited that agents may react sensible to changes in peer behavior. In Section V-C we found that the probability for an agent to change her current action is significantly lower, when the cumulative difference of her mark and of the mark of her peer to the respective marks after the preceding action change is close to zero. This analysis also revealed that probability of action change increases with increasing cumulative difference of the environment. Hence, it can be argued that the agents do react on change in peer behavior and self behavior. The runtime analysis further revealed that agents become heavily less likely to change their course of action, once a certain action has been executed repeatedly. Most alterations in behavior have been observed in a short period after experimenting a new behavior. This may resemble habituation in human beings, a behavioural feature that frequently occurs in reality. Once one created a habit like for example drinking a cup of coffee after lunch it becomes quite difficult to change that behavior even if the environment changed.

## VII. CONCLUSION

Within this paper we propose the implementation of a learning classifier system as a decision making module for agent based models that incorporate social influence and heterogeneous interconnected agents. We aim at developing a decision mechanism that resembles bounded rational human decision making well and that incorporates imperfect information as a feature from real decision making situations. The use case of the simulation model is the decision about engagement at school of individuals, measured via the achieved mark of those individuals. Experiments with two interconnected agents are conducted in three distinct scenario settings: (i) Firstly, a scenario is set up, where the dominant strategy for both agents is to achieve the best possible mark. (ii) Secondly, the environment is set so that the best possible decision for both observed agents would be not to engage at school at all and consequently achieve the worst possible mark. At last, we investigate a scenario with high utility derived from imitation of peer behavior. The simulation study shows that the proposed LCA performs well in achieving good solutions for both agents for the respective scenarios. Still, optimization is not accurate but biased by peer decisions and habit and thus well resembles human decision making. Moreover, a learning effect could be identified which is essential when mimicking human decision making. Finally it could be shown that the agents react to environmental change while exhibiting a tendency to create habits which are not changed even if the environment changes. Summarizing, it could be shown, that the application of LCA may in fact be an adequate approach to mimic human decision making in agent based simulations. However, further study is required in order to verify if the LCA performs well also in more complicated settings, incorporating larger numbers of heterogeneous interconnected agents and settings incorporating exclusively negative pay-offs. Within this study, only one well performing calibration of the simulation model was tested. More detailed analysis of model behaviour under different

parameter settings would most certainly contribute to further develop the decision module.

## REFERENCES

- [1] O. J. Blanchard, "The state of macro," National Bureau of economic research, Tech. Rep., 2008.
- [2] A. Kirman, "Can artificial economies help us understand real economies?" *Revue de l'OFCE*, vol. 124, no. 5, pp. 15–41, 2012.
- [3] D. Colander, P. Howitt, A. Kirman, A. Leijonhufvud, and P. Mehrling, "Beyond dsge models: toward an empirically based macroeconomics," *The American Economic Review*, pp. 236–240, 2008.
- [4] G. N. Gilbert, *Agent-based models*. Sage, 2008, no. 153.
- [5] N. A. Christakis and J. H. Fowler, *Connected: The surprising power of our social networks and how they shape our lives*. Little, Brown, 2009.
- [6] J. H. Holland and J. H. Miller, "Artificial adaptive agents in economic theory," *The American economic review*, vol. 81, no. 2, pp. 365–370, 1991.
- [7] R. Marimon, E. McGrattan, and T. J. Sargent, "Money as a medium of exchange in an economy with artificially intelligent agents," *Journal of Economic Dynamics and Control*, vol. 14, no. 2, pp. 329–373, 1990.
- [8] E. Ba, "Learning by imitation," *Journal of Economic dynamics and control*, vol. 23, no. 9, pp. 1569–1585, 1999.
- [9] E. C. Marques and H. Torres, *São Paulo: segregação, pobreza e desigualdades sociais*. Senac, 2004.
- [10] A. Calvó-Armengol, E. Patacchini, and Y. Zenou, "Peer effects and social networks in education," *The Review of Economic Studies*, vol. 76, no. 4, pp. 1239–1267, 2009.
- [11] D. Easley and J. Kleinberg, *Networks, crowds, and markets: Reasoning about a highly connected world*. Cambridge University Press, 2010.
- [12] N. E. Friedkin, *A structural theory of social influence*. Cambridge University Press, 2006, vol. 13.
- [13] J. H. Holland, *Adaptation in natural and artificial systems: an introductory analysis with applications to biology, control, and artificial intelligence*. MIT press, 1992.
- [14] T. C. Schelling, "Dynamic models of segregation," *Journal of mathematical sociology*, vol. 1, no. 2, pp. 143–186, 1971.
- [15] G. Deffuant, F. Amblard, G. Weisbuch, and T. Faure, "How can extremism prevail? a study based on the relative agreement interaction model," *Journal of Artificial Societies and Social Simulation*, vol. 5, no. 4, 2002.
- [16] M. Janssen and W. Jager, "An integrated approach to simulating behavioural processes: A case study of the lock-in of consumption patterns," *Journal of Artificial Societies and Social Simulation*, vol. 2, no. 2, pp. 21–35, 1999.
- [17] P. Davidsson, "Agent based social simulation: A computer science view," *Journal of artificial societies and social simulation*, vol. 5, no. 1, 2002.
- [18] L. Tesfatsion and K. L. Judd, *Handbook of computational economics: agent-based computational economics*. Elsevier, 2006, vol. 2.
- [19] M. A. Barbosa Jr and F. B. de Lima Neto, "Distributed agent-based social simulations: An architecture to simulate complex social phenomena on highly parallel computational environments," in *Intelligent Agent (IA), 2011 IEEE Symposium on*. IEEE, 2011, pp. 1–8.
- [20] F. J. Miguel, J. A. Noguera, T. Llacer, and E. Tapia, "Exploring tax compliance: An agent-based simulation," in *ECMS*, 2012, pp. 638–643.
- [21] E. Marchione, M. Salgado, and N. Gilbert, "Analysing differential school effectiveness through multilevel and agent-based modelling," 2011.
- [22] M. Meyer, I. Lorscheid, and K. G. Troitzsch, "The development of social simulation as reflected in the first ten years of jasss: a citation and co-citation analysis," *Journal of Artificial Societies and Social Simulation*, vol. 12, no. 4, p. 12, 2009.
- [23] L. Tesfatsion, "Agent-based computational economics: Growing economies from the bottom up," *Artificial life*, vol. 8, no. 1, pp. 55–82, 2002.
- [24] T. Brenner, "Agent learning representation: advice on modelling economic learning," *Handbook of computational economics*, vol. 2, pp. 895–947, 2006.
- [25] J. Duffy, "Agent-based models and human subject experiments," *Handbook of computational economics*, vol. 2, pp. 949–1011, 2006.
- [26] O. Sigaud and S. W. Wilson, "Learning classifier systems: a survey," *Soft Computing*, vol. 11, no. 11, pp. 1065–1078, 2007.
- [27] J. H. Holland, *Adaptation in natural and artificial systems: an introductory analysis with applications to biology, control, and artificial intelligence*. MIT press, 1992.