

Ouachita Baptist University

Scholarly Commons @ Ouachita

Scholars Day Conference

Virtual Scholars Day 2020

May 1st, 12:00 AM

Effects of Light Intensity on the Oxygen Production of Spirulina

Savannah Edwards

Ouachita Baptist University

Spencer Greer

Ouachita Baptist University

Jim Taylor

Ouachita Baptist University

Follow this and additional works at: https://scholarlycommons.obu.edu/scholars_day_conference



Part of the [Life Sciences Commons](#)

Edwards, Savannah; Greer, Spencer; and Taylor, Jim, "Effects of Light Intensity on the Oxygen Production of Spirulina" (2020). *Scholars Day Conference*. 9.

https://scholarlycommons.obu.edu/scholars_day_conference/2020/natural_sciences/9


This Poster is brought to you for free and open access by the Carl Goodson Honors Program at Scholarly Commons @ Ouachita. It has been accepted for inclusion in Scholars Day Conference by an authorized administrator of Scholarly Commons @ Ouachita. For more information, please contact mortensona@obu.edu.

Effects of Light Intensity on the Oxygen Production of *Spirulina*

Savannah Edwards, Spencer Greer, and Dr. Jim Taylor
Ouachita Baptist University

Background Information

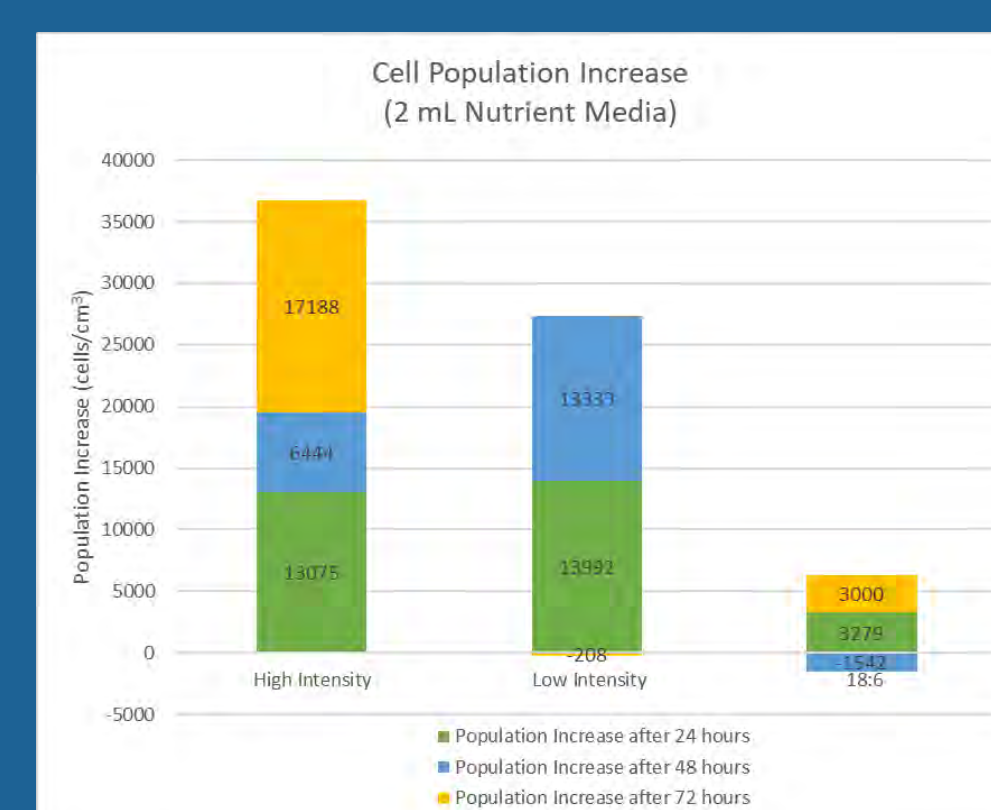
Space travel is challenging due to the depletion of resources as missions become lengthier. The cyanobacteria, *Arthrospira platensis*, has the potential to resolve this problem. *Spirulina* is an excellent source of protein, vitamins, and minerals. It is also a photosynthetic organism, so it converts light energy into the chemical energy it needs to survive. Through this process, carbon dioxide is absorbed, and oxygen is released as a byproduct. *Spirulina* could not only be used as a food source due to its high protein and vitamin content but as a way to consume carbon dioxide and produce oxygen due to its photosynthetic nature.



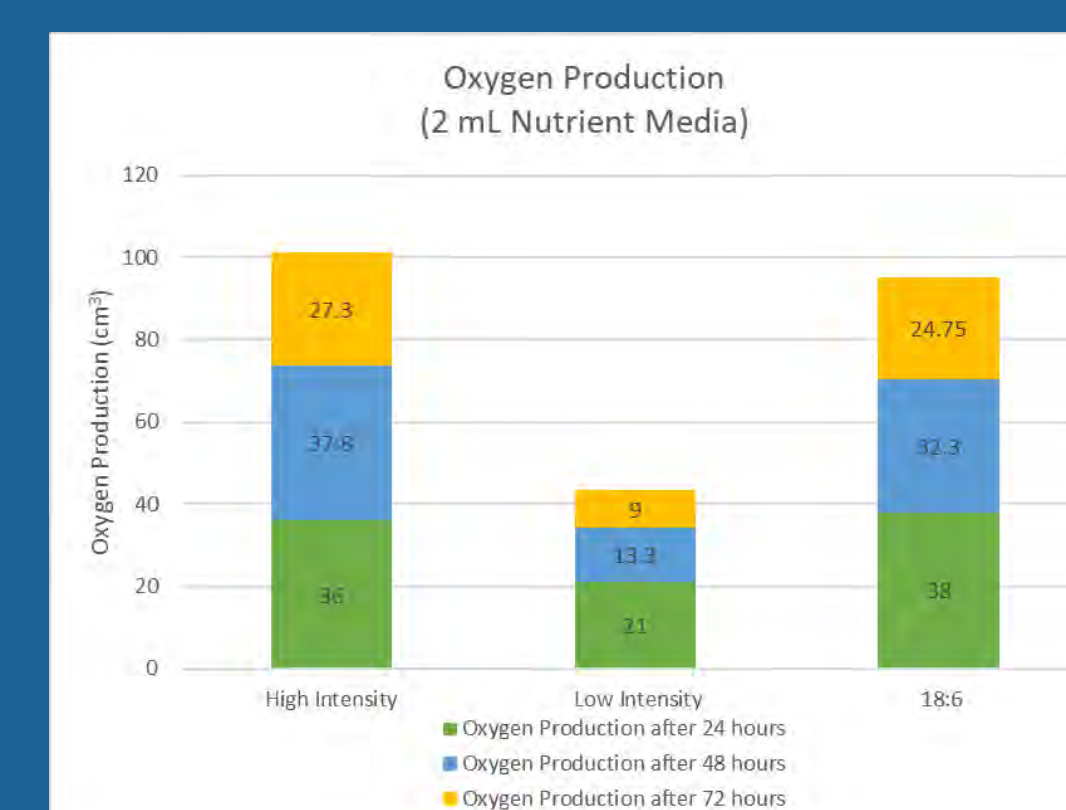
- Each experiment was allowed to run for 72 hours.
- For experiment 1, cell count and amount of oxygen produced were collected every 24 hours, and 2 mL of nutrient media was given to each culture.
- For experiment 2, cell count and amount of oxygen produced were collected every 24 hours, and 6 mL of nutrient media was added to each container every 24 hours.



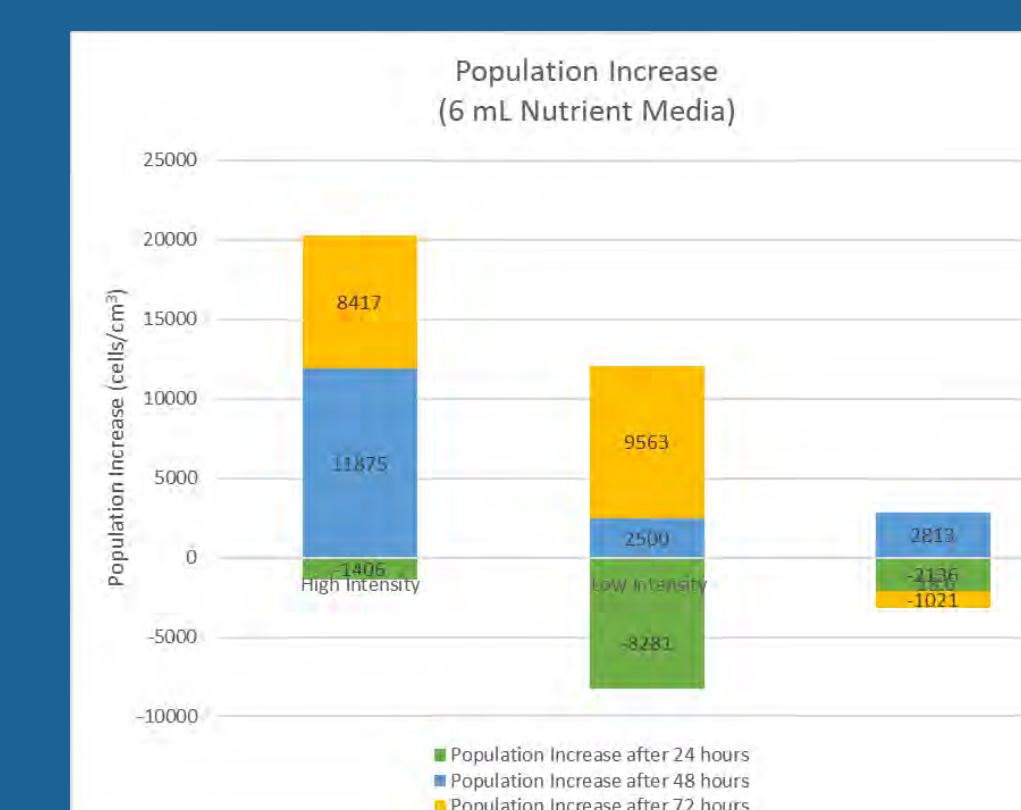
Results



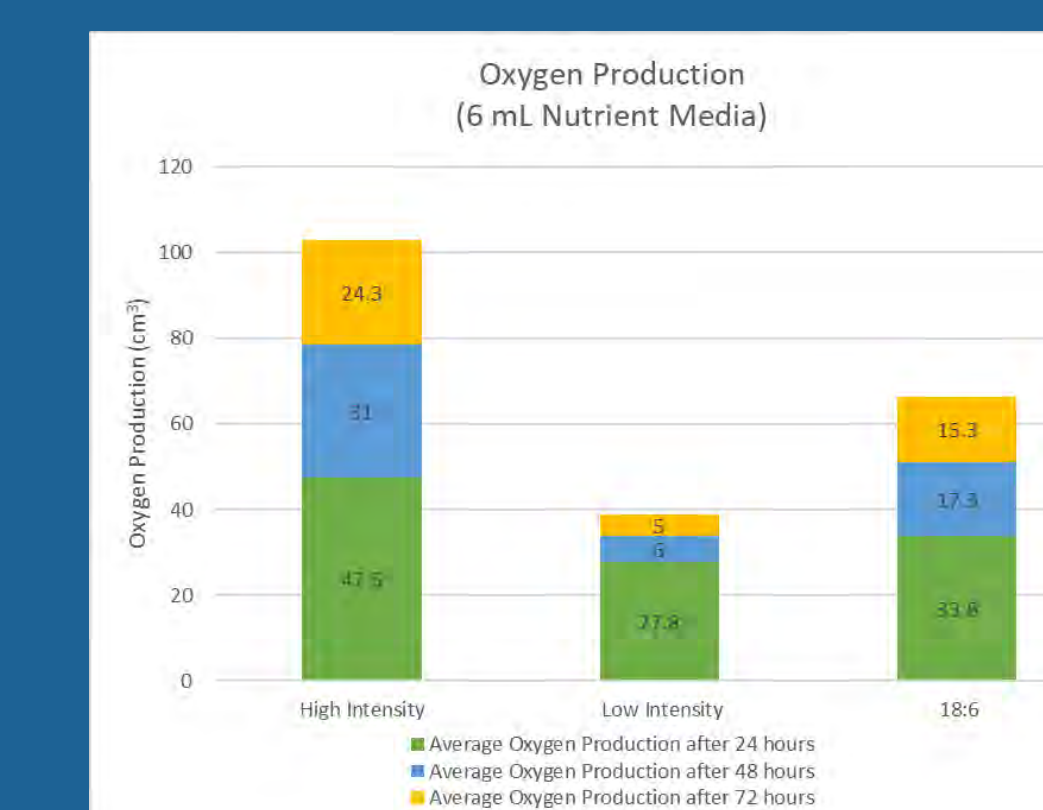
The graph shows that a higher intensity light resulted in a greater population increase over 72 hours (36,707 cells/cm³) than a lower intensity light or a light-dark cycle, which resulted in 26 % less population increase (27,117 cells/cm³) and 87% less population increase (4,737 cells/cm³) respectively.



This graph shows that higher light intensity produced more oxygen per 72 hours (101.1 cm³) than a lower intensity light or a light-dark cycle, which produced 58 % less oxygen (43.3 cm³) and 6% less oxygen (95.05 cm³) respectively.



The graph shows that increasing the availability of nutrients results in an 51 % decrease in cell population (18,286 cells/cm³) in high intensity light over 72 hours, an 86 % decrease (3,782 cells/cm³) in low intensity light over 72 hours, and an 107% decrease (-334 cells/cm³) in a light-dark cycle over 72 hours.



The graph shows that tripling the amount of nutrients resulted in 1.7% more oxygen (102.8 cm³) in high intensity light, 10 % more oxygen (38.8 cm³) in low intensity light, and 30% less oxygen in a light-dark cycle.

Goals

- To determine the effects of light intensity on the evolution of oxygen from *Spirulina* and on cell growth
- To determine the effects of nutrient availability on the evolution of oxygen from *Spirulina* and on cell growth

Methods

- *Spirulina* cultures were maintained in alkaline conditions with a pH of 10 at 28 °C with 60 mL of Zarrouk's media given daily.
- Airtight containers were filled with 2.9 L *Spirulina* culture in solution and grown in white light boxes with different light intensities (10 μmol m⁻² s⁻¹ and 18 μmol m⁻² s⁻¹).
- A third container was placed in 15 μmol m⁻² s⁻¹ white light, receiving 18 hours of light per 24 hour period.

Discussion/Conclusions

The results show that oxygen production and population increase is greatest at a high light intensity. This is due to a higher rate of photosynthesis in the presence of more light energy. Increasing the availability of nutrients did not result in a change in oxygen production in high or low intensity light. Increasing nutrient availability resulted in a cell population decrease in high intensity light, low intensity light, and a light-dark cycle.

Acknowledgements

