

An Algorithm for Finding Two Node-Disjoint Paths in Arbitrary Graphs

Mehmet Hakan Karaata

Department of Computer Engineering, Kuwait University, Safat, Kuwait

Given two distinct vertices (nodes) source s and target t of a graph $G = (V, E)$, the *two node-disjoint paths* problem is to identify two *node-disjoint* paths between $s \in V$ and $t \in V$. Two paths are node-disjoint if they have no common intermediate vertices. In this paper, we present an algorithm with $O(m)$ -time complexity for finding two node-disjoint paths between s and t in arbitrary graphs where m is the number of edges. The proposed algorithm has a wide range of applications in ensuring reliability and security of sensor, mobile and fixed communication networks.

ACM CCS (2012) Classification: Networks \rightarrow Network algorithms \rightarrow Data path algorithms

Mathematics of computing \rightarrow Discrete mathematics \rightarrow Graph theory \rightarrow Paths and connectivity problems

Keywords: disjoint paths, distributed systems, fault tolerance, network routing, security

1. Introduction

Given two distinct vertices (nodes) s and t of a graph $G = (V, E)$ with set of vertices V and set of edges E , paths P^1 and P^2 from vertex s to vertex t are said to be *node-disjoint* iff paths P^1 and P^2 do not contain any common vertices except for the endpoints.

The *two node-disjoint paths* problem is to find two node-disjoint paths from source vertex s to target vertex t [2]. The two node-disjoint paths problem is a fundamental problem with abundant number of applications in diverse areas including VLSI layout [3], [4], [5], reliable network routing [6], secure message transmission

[7], [2], and network survivability [8]. For instance, perfectly secure transmission can be implemented using node disjoint paths by breaking up data into several shares and sending them along the disjoint paths. This simple expedient makes it difficult for an adversary with bounded eavesdropping capability to intercept a transmission or tamper with it. In addition, the same crucial message can be sent over multiple disjoint paths in networks that are prone to message losses to avoid omission failures or, in the presence of faults, information on re-routing of traffic along the network can be provided. Recently, [8] introduced a new strategy for using network coding over p-Cycles to provide $1 + N$ protection against single link failures in optical hypercube networks. Protection paths and cycles are commonly used in optical networks to enhance performance and reliability [9], [10], [11], [12].

The two node-disjoint path problem and its variations are fundamental and extensively studied in graph theory. Algorithms to find edge-disjoint paths were proposed in [13], [14], [15], [16], [17], [3]. Ford and Fulkerson [18] proposed an $O(m)$ -time algorithm to find edge-disjoint paths between two nodes. Node-disjoint paths can also be computed in $O(m)$ -time using the same method after applying a graph transformation with nodesplitting. Later, Suurballe-Tarjan [19], [13] and Bhandari [20] proposed algorithms that can be used to solve both the edge and the node-disjoint paths problems with $O(m + n \log n)$ time complexity based on the same method (using Dijkstra's algorithm implemented using Fi-

bonacci heaps) where n is the number of nodes in the graph. These algorithms involve calls to a regular shortest path algorithm; however, they require different graph transformations (*e.g.*, removing links, changing link metrics) to ensure that the pair of edge-disjoint paths between a source and destination with the minimum sum of the metrics on the two paths is obtained (assuming that at least one pair of disjoint paths exists). The graph transformations of Bhandari algorithm may generate links with negative metrics, as a result, it requires an associated shortest path algorithm such as BFS to handle graphs with negative link metrics. The run-times of Suurballe and Bhandari algorithms are about the same; however, the latter may be more readily extensible to other applications [20]. For that purpose, each node on the initial shortest path between the source and the destination is split into two nodes and another graph is constructed by a graph transformation process satisfying a number of properties.

Itai and Rodeh [21] presented an algorithm to compute two spanning trees of an undirected graph G rooted at s such that for any node v the two tree paths from s to v are edge-disjoint. If G is 2-node connected then the two paths are also node-disjoint. The algorithm of Itai and Rodeh computes the two spanning trees via an $s - t$ numbering [22].

Another sequential solution to the problem of finding two disjoint paths between two endpoints in arbitrary graphs is presented in [23]. This solution is based on identifying kernels using fundamental cycles in the graph. The first distributed algorithm for finding two node-disjoint paths in arbitrary graphs based on the same idea of identifying kernels using fundamental cycles of Ishida *et al.* [23] is given in [24]. In addition, sequential solutions to the problem based on network flow also exists [17].

A distributed synchronous and asynchronous algorithm for disjoint paths is proposed in [25] for message passing system model. This algorithm makes use of some ideas from [19], [13] and reduced [19] approach into the problem of finding minimal shortest path instead of augmented path.

Our proposed algorithm has $O(m)$ -time complexity whereas Suurballe-Tarjan and Bhandari algorithms have $O(m + n \log n)$ -time complexity

while guaranteeing some properties about the paths found. The algorithm by Itai and Rodeh [21] can also be used to solve the disjoint paths problem with the same time complexity as ours. On the other hand, our algorithm has a very simple basis given as a simple lemma and adopts an entirely different approach. The node disjoint paths algorithms based on Maximum-Flow computation such as Ford-Fulkerson and Suurballe-Tarjan [19], [13] involve a number of phases after the discovery of a shortest path between two endpoints. First, the initial graph is transformed into a new graph where arc weights and directions are recomputed. Second, each node on the shortest path is split and additional arcs are introduced leading to a new graph. Third, another shortest path is constructed between the two endpoints in the newly obtained graph. Fourth, paths common between the two constructed disjoint paths and the cycles that do not contain both the endpoints are removed prior to constructing the two disjoint paths. On the other hand, the proposed algorithm is not Maximum-Flow computation based and the basis of the algorithm is given in the form of a single lemma. It requires only the identification of link paths prior to the construction of the disjoint paths. Therefore, the proposed algorithm is simpler and more understandable than those based on Maximum-Flow computation. In addition, most solutions available in the literature [23], [24], [19], [13] suffer from being overly complex or being unfit for use in distributed applications. These drawbacks primarily stem from the adaptation of solutions to other fundamental problems such as edge-disjoint paths, fundamental cycles (and kernel) and network flow to the solution of the node-disjoint paths problem. In addition, many of these solutions require the discovery of some global properties of the entire graph instead of local properties. These impose severe restrictions to the adaptation of the solutions to distributed applications. Therefore, it is not clear how these solutions could be used to devise a distributed solution to the node-to-node disjoint paths problem.

In this paper, we present a novel $O(m)$ -time sequential algorithm for finding two node-disjoint paths between two distinct vertices s and t in arbitrary graphs. The proposed algorithm is based on a new method of identifying link paths, which is a simple property of general

graphs given as a single lemma in the paper. In addition, the proposed algorithm is designed in a way to ease its transformation to a distributed implementation. As a result, the proposed approach is well suited for devising distributed and fault-tolerant solutions to the problem. It is anticipated that this work will initiate further work in the area of distributed and fault tolerant computing.

The paper is organized as follows. Section 2 presents the basis of the algorithm and some required notations for the formal description of the algorithm. Section 3 presents the two node-disjoint paths algorithm. In Section 4, we provide a correctness proof and the proofs of the time complexity bound of the algorithm. We conclude the paper in Section 5 with some final remarks.

2. Basis of Algorithm

In this section, we present the basis of the proposed solution. Let $G = (V, E)$ be a graph with two distinct vertices $s, t \in V$ such that G contains two node-disjoint paths between s and t . We first define *link paths* to facilitate the description of the basis of the algorithm.

Definition 1. Let P be a path between s and t and $d_s(v)$ the distance of vertex v on P from vertex s . A link path of path P in G is a path disjoint from P except for its endpoints that extend from a vertex o on P to a vertex w on P such that w is the farthest vertex reachable from o , i.e., the distance from o to w is maximal. A vertex is said to be reachable from another vertex if the graph contains a path connecting them.

Let us now define $LP = P_1, P_2, \dots, P_k$ to be a maximal sequence of link paths of path P in G , each of which has its endpoints on P such that the following four conditions are satisfied by LP .

- (i) P_1 is the first link path with origin $o_1 (= s)$ and terminus w_1 .
- (ii) Each link path P_{i-1} where $1 < i \leq k$ has a successor link path P_i that extends from its origin o_i to its terminus w_i such that

$$\begin{cases} d_s(o_1) < d_s(o_2) < d_s(w_1) & (i = 2) \\ d_s(w_{i-2}) \leq d_s(o_i) < d_s(w_{i-1}) & \text{if } 2 < i \leq k \end{cases}$$

holds.

P_{i-1} , $1 < i \leq k$, is referred to as the predecessor of P_i .

- (iii) For each i , $1 < i \leq k$, vertex o_i on P is selected to maximize $d_s(w_i)$.
- (iv) The terminus of the last link path P_k is target $w_k = t$.

$P(v, w)$ denotes the subpath of P with origin v and terminus w . $P(v, w]$, $P[v, w)$, and $P[v, w]$ denote the same path excluding the terminus, origin, and both the origin and the terminus of the subpath $P(v, w)$, respectively. Let P_1, P_2, \dots, P_k be a sequence of link paths in G for a shortest path P between s and t . Also, let o_i and w_i for $0 < i \leq k$ denote the origin and the terminus of link path P_i . Let $P' = P_1 P[w_1, o_3] P_3 P[w_3, o_5] P_5 \dots P_{2l+1}$ where $2l + 1 < k$ and $2(l + 1) + 1 > k$, and $P'' = P(s, o_2) P_2 P[w_2, o_4] P_4 \dots P_{2l}$ where $2l < k$ and $2(l + 1) > k$ be two paths in G . Using the above definitions, we define paths P^1 and P^2 as follows. If k is odd, $P^1 = P'$ and $P^2 = P'' P[w_{k-1}, t)$. Otherwise, $P^1 = P' P[w_{k-1}, t)$ and $P^2 = P''$.

The following lemma establishes the basis of the proposed algorithm.

Lemma 1. Let P be an arbitrary path between two arbitrary but distinct vertices s and t in $G = (V, E)$. Graph G contains two node-disjoint paths P^1 and P^2 between endpoints s and t iff there exists a maximal sequence of link paths P_1, P_2, \dots, P_k in G for P satisfying the four conditions for being a sequence of link paths.

Proof. For the "if" direction, we prove the contrapositive. We assume that the sequence of link paths $LP = P_1, P_2, \dots, P_k$ does not exist and we show that two disjoint paths do not exist. Observe that the sequence $LP = P_1, P_2, \dots, P_k$ does not exist if at least one of link paths $P_i \leq i \leq k$ does not exist. First, if the link path P_1 does not exist, then the successor of s on P is common for all the paths starting from s . Now, consider the case where link paths P_1, P_2, \dots, P_i , $1 < i < k$, exist and the next link path P_{i+1} does not exist. Analogously to the above, the terminus of P_i is common for all the paths starting from s . Thus, in both cases, two disjoint paths between s and t cannot exist, hence, the result. For the "only if" direction, we prove by construction. We assume that if the sequence of link paths $LP = P_1, P_2, \dots, P_k$ exists, then two disjoint

paths P^1 and P^2 exist and can be constructed as follows:

- (i) if k is even ($k = 2l$), then $P^1 = P_1, P(w_1, o_3), P_3, P(w_3, o_5), \dots, P_{2i+1}, P(w_{2i+1}, o_{2i+3}), \dots, P_{2l-1}, P(w_{2l-1}, w_{2l} = t]$ and $P^2 = P[o_1 = s, o_2), P_2, P(w_2, o_4), P_4, \dots, P(w_{2i}, o_{2i+2}), P_{2i+2}, \dots, P(w_{2l-2}, o_{2l}), P_{2l}$ (see Figure 1).
- (ii) Otherwise, *i.e.*, k is odd ($k = 2l + 1$), then $P^1 = P_1, P(w_1, o_3), P_3, P(w_3, o_5), P_5, \dots, P(w_{2i+1}, o_{2i+3}), P_{2i+3}, \dots, P(w_{2l-1}, o_{2l+1}), P_{2l+1}$ and $P^2 = P[o_1 = s, o_2), P_2, P(w_2, o_4), P_4, P(w_4, o_6), \dots, P_{2i}, P(w_{2i}, o_{2i+2}), \dots, P_{2l}; P(w_{2l}, w_{2l+1} = t]$. \square

The proposed algorithm constructs the two node-disjoint paths between $s \in V$ and $t \in V$ in four phases executed in sequence, namely the *forest construction*, the *discovery of the farthest reachable vertex on the shortest path*, the *construction of link-paths*, and the *node-disjoint paths construction phases*.

We assume that a shortest path P from s to t has been constructed. In the first phase, a spanning forest is constructed, where each tree in the forest is rooted at a vertex on P with certain properties. The constructed forest is used to find, for each vertex v on P , the farthest vertex w on P reachable via path P_v disjoint from P and to discover path P_v from v to w . Then, in the second phase, for each vertex v on P , the farthest vertex on P reachable from v via a path disjoint from P is discovered. Subsequently, in the third phase, link paths P_1, P_2, \dots, P_k are identified as follows. First, link path P_1 is identified as a path originating at $s (= o_1)$ with terminus w_1 such that P_1 is disjoint from P (except for its endpoints) and w_1 is the farthest reachable such vertex on path P . Second, link path P_2 is identified as a path disjoint from P (except for its endpoints) originating at vertex o_2 on subpath $P[s, w_1]$ of P and terminating at vertex w_2 on P such that $d_s(w_2)$ is maximal. Third, link path P_3 is identified as a path disjoint from P (except for its endpoints) originating at vertex o_3 on subpath $P[w_1, w_2]$ of P and terminating at vertex w_3 on P such that $d_s(w_3)$ is maximal. In the same manner, P_4 is identified with its origin on subpath $P[w_2, w_3]$ of P with its terminus w_4 on P such that $d_s(w_4)$ is maximal, and so on. Then, in the fourth phase, two node-disjoint paths P^1 and P^2 are identified using the link paths P_1, P_2, \dots, P_k and shortest path P as follows. The maximal

sequence of link paths with odd subscripts $P_1, P_3, \dots, P_{2l+1}$ where $2l + 1 = k$ or $P_1, P_3, \dots, P_{2l-1}$ where $2l = k$ (depending on whether k is odd or even) are used to construct path P^1 , whereas the maximal sequence of link paths with even subscripts P_2, P_4, \dots, P_{2l} where $2l \leq k$ are used to construct P^2 . In each sequence, for every pair of consecutive paths in the sequence, such as P_1 and P_3 in the sequence of odd subscripted link paths, the terminus of each link path and the origin of the subsequent link path are connected by a segment of P between the terminus of the first link path of the pair and the origin of the subsequent link path on P to construct a disjoint path.

Figure 1 depicts a graph with source vertex s , target vertex t and its link paths P_1, P_2, P_3 and P_4 for shortest path P (shown by a thick line) from s to t to illustrate the above approach. Note that, although not shown, we assume that each of the link paths P_1, P_2, P_3 and P_4 contain multiple vertices on them other than their endpoints to make P a shortest path in G . Observe that link path P_2 is a successor of link path P_1 , P_3 is a successor link path of P_2 , and so on. Figure 2 shows the same graph shown in Figure 1 with the node-disjoint paths P^1 and P^2 identified to illustrate the approach to construct the node-disjoint paths. Observe that the figure depicts node-disjoint path P^1 shown with thicker lines and P^2 shown with thick lines. Notice that the odd subscripted link paths P_1 and P_3 are used to construct node-disjoint path P^1 , whereas, the even subscripted link paths P_2 and P_4 are used to construct node-disjoint path P^2 . Also notice that subpaths $P[w_1, o_3]$ and $P[w_3, t]$ of P are added to the link paths P_1 and P_3 to construct P^1 . Similarly, subpaths $P[s, o_2]$ and $P[w_2, o_4]$ of P are added to the link paths P_2 and P_4 to construct P^2 .

3. Algorithm

In this section, we provide a formal description of the algorithm to find two disjoint paths.

Let $G = (V, E)$ be a simple undirected graph with two distinct vertices $s, t \in V$ such that two node-disjoint paths exist between s and t . Let $P = (V_P, E_P)$ be a shortest path in G from s to t . For the sake of brevity, we do not present the algorithm to construct P . Instead, we assume that path P is constructed using an algorithm

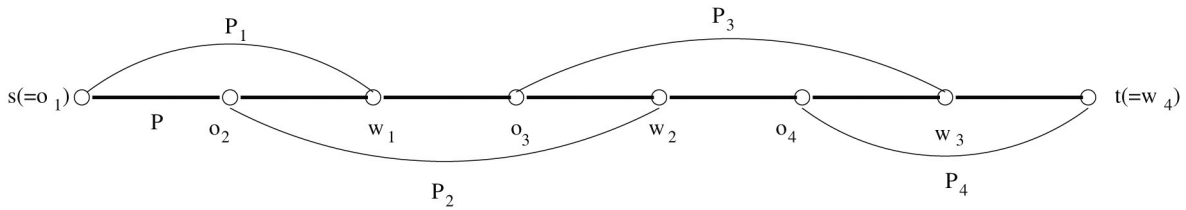


Figure 1. A graph with its link paths identified for source s and target t .

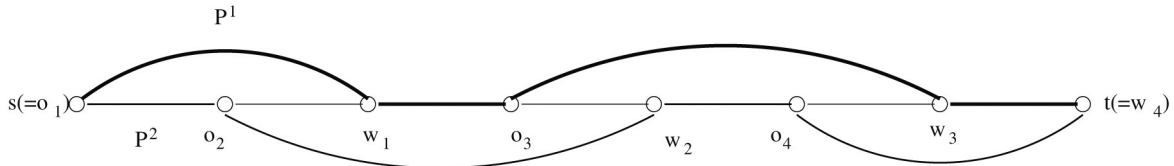


Figure 2. A graph with its node-disjoint paths identified for source s and target t using the identified link paths.

available in the literature, such as [26]. We also assume that for each vertex v on P , the d_s -value $d_s(v)$ of vertex v denoting its distance from source vertex s is also computed and available to our algorithm. We present our proposed algorithm in the next four subsections, where each subsection contains part of the algorithm implementing a phase of the algorithm.

3.1. Forest Construction

In the first phase of the algorithm, for each vertex r on P , a maximal BFS tree $T_r = (V_T, E_T)$ called *link tree* rooted at r is constructed in G . The tree T_r satisfies that each vertex w in G is a descendant of r in T_r iff w is reachable from r through a path in G not on P and $d_s(r)$ is minimum. That is, each vertex w in G is a descendant of root r on P iff it is reachable from r via a path in G not on P such that r is the root among all such roots on P that makes $d_s(r)$ minimum. Forest F is defined as the set of all link trees rooted at nodes on P .

Prior to presenting the algorithm to construct forest F , we need the following definitions. Variables V_T and E_T denote a set of vertices and edges included in forest F constructed thus far, respectively. Variable Q denotes a queue of vertices that have not been visited yet. Variable $m(v)$ for each vertex $v \in V$ denotes whether or not vertex v has been visited in the process of constructing F . Variable $p(v)$ for each vertex $v \in V$ denotes the parent of vertex v . Ordered set $P = s, v_1, v_2, \dots, v_k, t$ denotes a shortest path in

G from vertex s to vertex t . Statement **for each** $\langle v \in P \rangle$ **in order** executes its body for each value v assigned in order from ordered set P . If phrase **in reverse order** is used instead of **in order**, the body is executed for each element of the ordered set P in reverse order. A variation of the statement **for each** $\langle v \in P \mid \langle predicate \rangle \rangle$ ensures that the body is executed for those v that satisfy predicate $\langle predicate \rangle$. Variable $pred(v)$ denotes the predecessor of vertex v on P . The algorithm requires the following input parameters: set of vertices V , set of edges E in G , and an ordered set of vertices of a shortest path P between s and t .

The implementation of the first phase of the algorithm to construct a maximal *BFS forest* F of G with the aforementioned property is given with Algorithm 1.

3.2. Discovery of the Farthest Reachable Vertex on the Shortest Path

The objective of the second phase is to allow each vertex r on P to discover the d_s -value of the terminus vertex w with the largest d_s -value (if it exists) of *potential link paths* originating at r . A potential link path is a path in G disjoint from P except for its endpoints which are on P .

To implement the objective of the second phase, each vertex v in V_T maintains a variable $l(v)$ that stores the maximal d_s -value among reachable vertices on P from v through a potential link path if it has such a reachable vertex(vertices), and 0 otherwise. This is implemented as fol-

lows. First, for each vertex in V_T , the l -value of each vertex is assigned 0. After that, in a bottom up manner, starting from leaves, each vertex computes its l -value as the maximum of l -values of its children in V_T and its neighbors' d_s -value on P . When the l -value is computed for a vertex v , it discovers the farthest reachable vertex on P from v through a segment of link path originating at vertex r on P (as $l(v)$ represents the d_s -value of such vertex on P). The computation of the l -values in T_r marks link paths originating at r as maximal paths with origin r on the vertices whose l -values are equal to $l(r)$. Algorithm 2 provides an implementation of the second phase of the algorithm.

Thus far, we presented the first two phases of the algorithm where each vertex r on P discovers the d_s -value of the farthest vertex on P reachable from r via a link path. In addition, each vertex r on P marks the link path originating at r . These link paths (or subset of them) will be used to construct the two disjoint paths in the later phases.

3.3. Identification of Link Paths

We now present the third phase of the algorithm to identify origins and terminuses of all link paths in $LP = P_1, P_2, \dots, P_k$ using information collected in the previous two phases. For that purpose, first, vertex $s = o_1$ is identified as the origin of the first link path P_1 . We know that $l(s)$ contains the d_s -value of the farthest vertex from s on P reachable via a link path. The vertex with d_s -value equal to $l(s)$ is identified as the terminus w_1 of P_1 . Then, in order to find the origin of P_2 , the vertex with the largest l -value in the interval $[s, w_1]$ is identified as the origin o_2 of P_2 . Observe that $l(o_2)$ contains the d_s -value of the farthest vertex from o_2 reachable via a link path which is the terminus w_2 of P_2 . Then, for each link path P_i , $2 < i \leq k$, the origin o_i of link path P_i is identified as the vertex with the largest l -value on $P[w_{i-2}, w_{i-1}]$, while the terminus w_i of P_i is identified as the vertex whose d_s -value is equal to $l(o_i)$. For example, origin o_3 of P_3 is the vertex that has the largest l -value among vertices on $P[w_1, w_2]$ and terminus w_3 of P_3 is the vertex whose d_s -value is equal to $l(o_3)$.

Figure 3 illustrates the approach adopted by the third phase of the algorithm. In the figure, the

numbers above the vertices denote the d_s -values, whereas the numbers below the vertices denote the l -values of the corresponding vertices. Since the l -value of s is 2, P_1 extends from s to w_1 . The origin of P_2 is o_2 since o_2 has the largest l -value of 4 among vertices on $P[0, 2]$. Similarly, since o_3 has the largest l -value of 6 among the vertices on $P[2, 4]$, the origin of P_3 is o_3 , and so on. We now describe the implementation details of the above approach. For each vertex $v \in V_T$, three integer variables $tc(v)$, $tn(v)$, and $or(v)$ are maintained by the algorithm. The two variables $tc(v)$ and $tn(v)$ are used to hold the d_s -value of current and next terminuses, respectively, of link paths as the vertices on P are traversed starting from s towards t .

For each i , $1 < i \leq k$, tn -values are used to find the largest l -value encountered thus far among vertices on $P[w_{i-1}, w_i]$ (or from the origin of P_1 to its terminus for $i = 2$) towards t on P . Whereas, tc -values are used to propagate the largest l -value found between w_{i-1} and w_i on P (using tn -values), from terminus w_i to terminus w_{i+1} on P .

The reason for using two variables to find and propagate the largest l -value from the origin of a link path to its terminus is as follows. Observe that for i , $1 < i < k$, we need to separately propagate the largest l -value on $P[w_i, w_{i+1}]$ that was found on $P[w_{i-1}, w_i]$ and find the largest l -value found so far on $P[w_i, w_{i+1}]$. Propagating the first value is necessary for identifying w_{i+1} , while finding the second value is required for identifying w_{i+2} . Since the propagating and finding the values takes place on the same interval and they depend on each other, the discovery and the propagation on both cannot be implemented using a single integer variable. Therefore, we use two variables, namely tn and tc for each vertex to implement the discovery and the propagation of the largest l -values.

The tc and tn -values are computed in the following manner. The tn -value of node s and upon its discovery, tn -value of the terminus w_i of each link path P_i , $1 \leq i \leq k$, is assigned 0. Then, every other vertex assigns to its tn -value the largest of its predecessor's tn -value and its l -value. Upon completion of these assignments, for each i , $1 < i \leq k$, $tn(pred(w_i))$, where w_i is the terminus of link path P_i , contains the largest l -value among vertices on $P[w_{i-1}, w_i]$ (or $P[s, w_1]$ for $i = 1$). To discover the terminus of each link path

Algorithm 1. Forest construction.

```

1. procedure TWODISJOINTPATHALGORITHM( $V, E, P$ )
2.   boolean  $m(v) := \text{false}$  for each vertex  $v \in V$ ;
3.   vertexId  $p(v)$  for each vertex  $v \in V$ ;
4.   vertexSet  $V_T = \emptyset$ ;
5.   edgeSet  $E_T = \emptyset$ ;
6.   queue  $Q = \emptyset$ ;
7.   for all  $v \in P$  in order do
8.      $V_T := V_T \cup \{v\}$ ;
9.      $m(v) := \text{true}$ ;
10.     $\text{addQueue}(Q, v)$ ;
11.    while  $\neg \text{empty}(Q)$  do
12.       $x = \text{remQueue}(Q)$ ;
13.      if  $\{x \in P \rightarrow d_s(x) - d_s(v) = 1\}$  then
14.         $\text{pred}(x) = v$ ;
15.      end if
16.      for all  $w \in V \setminus P \mid \{x, w\} \in E \wedge \{x, w\} \notin E_T \wedge m(x) \wedge \neg m(w)$  do
17.         $\text{addQueue}(Q, w)$ ;
18.         $m(w) = \text{true}$ ;
19.         $p(w) = x$ ;
20.         $V_T := V_T \cup \{w\}$ ;
21.         $E_T := E_T \cup \{x, w\}$ ;
22.      end for
23.    end while
24.  end for
25. end procedure

```

Algorithm 2. Discovery of the farthest reachable vertex on the shortest path.

```

1. integer  $l(v)$  for each vertex  $v \in V_T$ ;
2.  $m(v) := \text{false}$ ;  $l(v) = 0$ ; for each vertex  $v \in V_T$ ;
3. for all  $v \in V_T \mid \neg m(v) \wedge \forall \{v, w\} \in E_T \{p(w) = v \rightarrow m(w)\}$  do
4.    $l(v) := \max\{\max_{\{v, z\} \in E_T \wedge z \in P \wedge \{v, w \in P \rightarrow d_s(w) - d_s(v) > 1\}} \{d_s(z)\},$ 
5.      $\max_{\{v, z\} \in E_T \wedge p(z) = v \wedge z \notin P} \{l(z)\}, 0\}$ ;
6.    $m(v) = \text{true}$ ;
7. end for

```

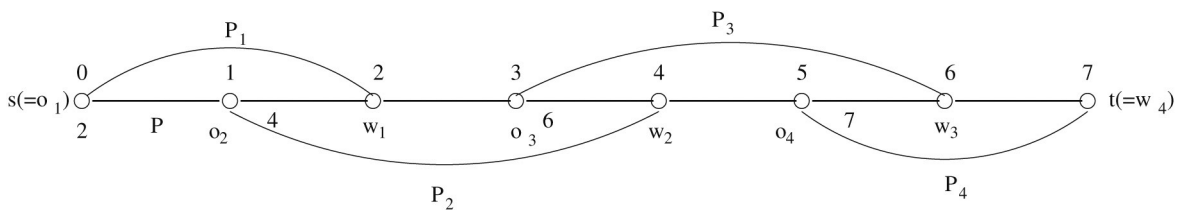


Figure 3. The origins and the terminuses with their d_s and l -values of its link paths of a graph for source s and target t are shown.

P_i , $1 < i \leq k$, the largest l -value among vertices on subpath $P[w_{i-2}, w_{i-1}]$ kept in $tn(pred(w_{i-1}))$ needs to be propagated towards t up to the vertex whose d_s -value is equal to $tn(pred(w_{i-1}))$ so that this vertex is identified as the terminus of P_{i+1} . This is implemented using the tc -value computed at the same time with tn -value for each vertex as follows. The l -value of s is assigned to $tc(s)$ and upon its discovery, the terminus w_i of each link path P_i , $1 \leq i \leq k$, assigns $tn(pred(w_i))$ to $tc(w_i)$. Then, each of the consecutive vertices assigns its tc -value, the tc -value of its predecessor in P . This propagation continues until encountering the (terminus) vertex whose d_s -value is equal to the propagated value. That is, each terminus w_i , $1 < i \leq k$, of a link path is discovered by node w_i on P upon discovering that $d_s(w_i) = tc(pred(w_i))$ holds. When tn and tc -values of all the vertices on P are computed, each vertex whose d_s and its predecessor's tc -values are equal is identified as a terminus vertex of a link path. In this manner, the tc and tn -values of the vertices on P are computed in order, and the terminuses of the link paths in LP are identified one after the other.

We now describe how variable $or(v)$ is used to identify origins of link paths. Upon discovering all terminuses of link paths, observe that predecessor of w_i stores in $tn(pred(w_i))$ the largest l -value found in the interval $[w_{i-2}, w_{i-1}]$, for $2 < i < k$. In order to find origin o_i , $tn(pred(w_i))$ is assigned to $or(pred(w_i))$ and the or -value is propagated toward s until meeting a vertex on P with l -value equal to the propagated or -value. This vertex is identified as the origin o_i of P_i . This procedure is applied to all vertices on P starting from t until reaching s and identifying the origins of link paths.

Next, we describe the details of identifying the origins of link paths. After all tc and tn -values of vertices on P are computed (and the identification of the terminuses of the link paths), or -values of vertices on P are computed in reverse order of vertices in P as follows. First, $or(t)$ is assigned 0. In reverse order of vertices in $P[w_{k-1}, w_k]$, each vertex assigns 0 to its or -value when it copies its successor's or -value. In this process, upon identifying itself as a terminus vertex by discovering that $tn(w_{k-1}) = 0$, vertex w_{k-1} assigns $tn(pred(w_{k-1}))$ to $or(w_{k-1})$. Then, the value in $or(w_{k-1})$ is propagated towards vertex s in reverse order of vertices as vertices in ordered set

$P(w_{k-2}, w_{k-1})$ copy the or -value of their successors to their or -values. The propagation of the value continues until vertex o_k on $P[w_{k-2}, w_{k-1}]$ such that $l(o_k) = or(o_k)$ holds. Observe that the vertex on subpath $P[w_{i-2}, w_{i-1}]$ with the largest l -value is the origin o_i of link path P_i . In order for vertex o_i , $1 \leq i < k$, to discover that it is the origin of P_i , the tn -value of $pred(w_{i-1})$ containing the largest l -value on $P[w_{i-2}, w_{i-1}]$ needs to be propagated towards s until the vertex whose l -value is equal to $tc(pred(w_{i-1}))$ is encountered using the or -values. For that purpose, first, the largest l -value on subpath $P[w_{i-1}, w_i]$ stored in $tn(pred(w_i))$ is assigned to $or(w_i)$. Subsequently, this value is propagated using the or -values of vertices on subpath $P(o_i, w_{i-1})$ towards s until the vertex o_i with l -value is equal to the propagated value. Then, vertex o_i whose or -value is equal to its l -value is identified as the origin of link path P_i . The above approach is implemented through the following actions. For each vertex v on P in reverse order, if $v = pred(w_i)$, *i.e.*, v is the predecessor of terminus w_i of a link path P_i , for $1 < i < k$, the value $tn(pred(w_i))$ is assigned to $or(w_i)$, if $v = pred(o_i)$, *i.e.*, v is the predecessor of origin o_i of link path P_i , zero is assigned to $or(v)$, and otherwise, $or(suc(v))$ is assigned to $or(v)$.

Figure 4 illustrates the usage of tn and tc -values for the propagation of the l -values and the discovery of terminuses of link paths. In Figure 4, the numbers below the vertices denote the d_s -values of the vertices, whereas, the numbers above the vertices denote the l -values of the vertices. Vertices s , t , and those that are terminuses of link paths are denoted by filled circles to indicate the vertices whose tn -values are 0. Each row of arrows in the figure denotes the propagation of values using variables tc , tn , or or -value direction in which the computation of a variable is carried out. The top row of arrows in the figure illustrates the computation of the tn -values, whereas the second and the third rows of arrows illustrate the computation of the tc and or -values, respectively, of the vertices on P . The number above each arrow denotes the values assigned to tc , tn , or or -values of the vertices in the subpath of P above the arrows. As shown by the arrows, l -value of s propagates towards t until the vertex whose d_s -value is 2 using the tc -values. Observe that since tc -values of vertices are used to propagate 2 from the vertex with

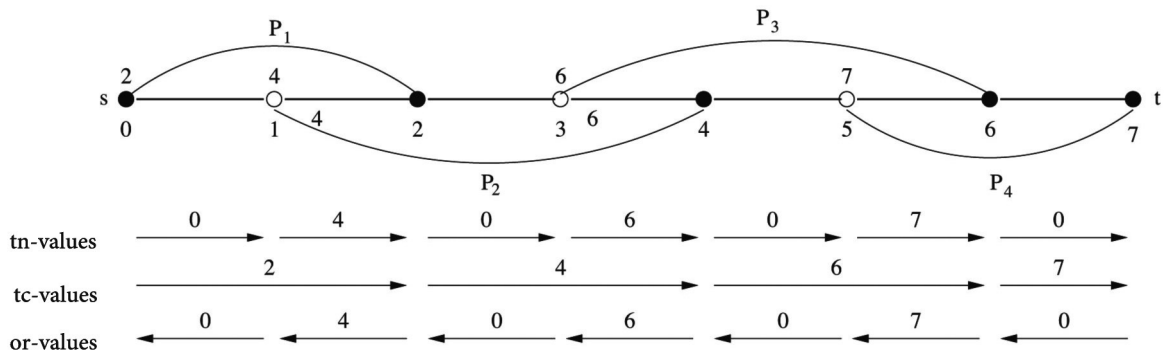


Figure 4. The figure illustrates the computation of tn , tc and or -values of vertices on a shortest path between two endpoints s and t in the third phase of the algorithm.

d_s -value 1 to the one with d_s -value 2, they cannot be used to propagate 4. Therefore, tn -values are used to carry 4 until the vertex with d_s -value 4.

The tn -value of s , the origin of P_1 , is set to 0 and tn -values are computed towards t incrementally to collect the largest l -value on P encountered so far until the terminus w_1 of P_1 , the vertex whose d_s -value is 2 in the figure. Upon completion of this, $tn(w_1)$ is set to 0 and the tn -value of the predecessor of w_1 ($pred(w_1)$) contains the largest l -value on $P(s, w_1]$. Then, the tn -value of $pred(w_1)$ is assigned to the tc -value of w_1 and this value is propagated using tc -values over the subpath $P(w_1, w_2)$ until encountering vertex (w_2) whose ds -value is equal to propagated value to identify the terminus w_2 of P_2 in the aforementioned manner. While this propagation takes place, the largest l -value on $P(w_1, w_2)$ is found using the tn -values. In this manner, the tn and tc -values are computed and the terminuses of link paths are identified. However, the origins of link paths are not yet explicitly identified when the aforementioned computation is carried out starting at s and continuing towards t . For that purpose, the or -values are computed as follows. First $or(t)$ is assigned 0. Notice that in Figure 4, the vertex with d_s -value of 6 starts the propagation of value 7, and it continues until reaching the vertex with l -value of 7. Then, this vertex is identified as the origin of a link path. Similarly, the vertex with d_s -value of 4, starts the propagation of value 6, and it continues until reaching the vertex with l -value of 6. Then, this vertex is identified as the origin of a link path.

Algorithm 3 shows the third phase of the algorithm implementing the above strategy. In the

description of the algorithm $suc(v)$ refers to the successor of vertex v on P .

When the third phase of the algorithm terminates, the following propositions hold. As a result, the origins and the terminuses of link paths are identified.

Proposition 1. Vertex $v \in P$ is the terminus of a link path iff $tc(pred(v)) = d_s(v)$ holds.

Proposition 2. Vertex $v \in P$ is the origin of a link path iff $l(v) = or(v)$ holds.

Algorithm 3. Construction of link-paths.

-
1. integer $tc(v)$; $tn(v)$, $or(v)$ for each vertex $v \in V$;
 2. $tc(s) := l(s)$;
 3. $tn(s) := 0$;
 4. for all $v \in P \setminus \{s\}$ in order do
 5. if $d_s(v) \neq tc(pred(v))$ then
 6. $tc(v) := tc(pred(v))$;
 7. $tn(v) := \max\{tn(pred(v)); l(v)\}$;
 8. else
 9. $tc(v) := tn(pred(v))$;
 10. $tn(v) := 0$;
 11. end if
 12. end for
 13. $or(t) := 0$;
 14. for all $v \in P \setminus t$ in reverse order do
 15. if $tn(v) \neq 0$ then
 16. if $(l(suc(v)) = or(suc(v)))$ then
 17. $or(v) := 0$;
 18. else
 19. $or(v) := or(suc(v))$;
 20. end if
 21. else
 22. $or(v) := tn(pred(v))$;
 23. end if
 24. end for
-

3.4. Construction of Disjoint Paths

We now present the fourth phase of the algorithm that constructs the node-disjoint paths P^1 and P^2 based on the previous three phases.

Using the link paths and the shortest path P , node-disjoint paths P^1 and P^2 are constructed as follows. First, the first vertex on each is determined to be s . Second, the second vertex on P^1 is determined to be the neighbor of s on P_1 , *i.e.*, the second vertex on P^1 is assumed to be the neighbor of s with the largest l -value. In addition, the second vertex on P^2 is determined to be the neighbor of vertex s on P . After determining the first two vertices on P^1 and P^2 , disjoint paths P^1 and P^2 are extended in the same manner, as follows. Let v be the last vertex on the disjoint path, either P^1 or P^2 , constructed thus far. Notice that vertex v can either be a vertex on P or on a link path. We first consider the case where v is on path P . If $l(v) = or(v)$ holds for v on path P , then the next vertex is determined to be the neighbor of v with the largest l -value, *i.e.*, the next vertex is the second vertex on the link path whose origin is v . Otherwise, the next vertex is the successor of v on P . We now consider the case where vertex v is on a link path. In this case, the next vertex is determined to be the next vertex on the link path. Recall that the successor of vertex v on a link path is a child of v in T with the largest l -value. The construction of each disjoint-path ends after the target vertex t is added to the path.

We need the following definitions to facilitate the description of the fourth phase of the algorithm. Function $app(P, v)$ appends vertex v at the end of path P . Function $succ_P(v)$ returns the successor of vertex v on path P . Function $last(P)$ returns the last vertex on path P . N_v denotes the neighboring vertices of vertex v in G .

4. Correctness

In this section, we present a number of lemmas to establish the correctness of the proposed algorithm.

Lemma 2. After the completion of the first phase of the algorithm, a tree $T = (V_T, E_T)$ rooted at vertex s is constructed in G such that for each vertex v and w on P , if $d_s(v) = d_s(w) - 1$, then

vertex v is the parent of vertex w , and for each vertex v on P , each vertex w in $G' = (V \setminus P, E \setminus P_E)$ where P_E denotes the set of edges connecting consecutive vertices in P , reachable via a path in G' from vertex v on P such that $d_s(v)$ is minimal, is a descendant of v .

Proof. Observe that, in the first phase of the algorithm, vertices on P are added to T in order. Also observe that after each vertex v on P is added, all the vertices in G reachable from v via a path that does not contain a vertex on P are added in a *BFS* manner. Hence, proof follows. \square

Lemma 3. Upon completion of this phase, $l(v)$ -value of each vertex on P denotes the d_s -value of the farthest vertex from s on P reachable via a path disjoint from P (except for its endpoints.)

Proof. Observe that for each vertex $v \in T$, the second phase of the algorithm computes the largest d_s -value among vertices on P that are incident on a non-tree edge connecting these vertices on P to descendants of v in T and assigns it to its l -value, $l(v)$ in a bottom-up manner in T . Hence, proof follows. \square

Lemma 4. Let $LP = P_1, P_2, \dots, P_k$ be a sequence of *link paths* in G for source s , target t and shortest path P between s and t . P_1 is a link path with origin s and terminus $v(l(s))$, where $v(l(s))$ denotes the vertex on P with d_s -value equal to $l(s)$. P_2 is a link path with origin $o_2 = v(max_l(s, v(l(s))))$ and terminus $v(l(o_2))$, where $max_l(v_1, v_2)$ denotes the largest l -value among vertices on the subpath of P that extends from v_1 to v_2 on P . For each link path P_i , $2 < i \leq k$, the origin o_i of link path P_i is identified as the vertex with the largest l -value among vertices on P with the d_s -value on $P(d_s(w_{i-2}), d_s(w_{i-1}))$, where w_{i-2} is the terminus of link path P_{i-2} and o_{i-1} is the origin of link path P_{i-1} . Whereas the terminus of each link path P_i , $0 < i \leq k$, with origin o_i is vertex $v(l(o_i))$.

Proof. Clearly the first link path P_1 originates at s . Since $l(s)$ denotes the d_s -value of the farthest reachable vertex from s on P reachable via a path disjoint from P , and by Lemma 3 and the definition of link paths, P_1 terminates at $v(l(s))$. Also by Lemma 3 and the definition of link paths P_2 is a link path extending from origin $o_2 = v(max_l(s, v(l(s))))$ to $v(l(o_2))$.

Algorithm 4. Node-disjoint paths construction.

```

1. path  $P^1, P^2 := s$ ;
2.  $app(P^1, v)$ , where  $v \in N_s | \forall j \in N_s \{l(v) \geq l(j)\}$ ;
3.  $app(P^2, succ_P(s))$ ;
4.  $complete-path(P^1)$ ;
5.  $complete-path(P^2)$ ;
6. terminate;
7. function  $complete-path(Q)$ ;
8. while  $last(Q) \neq t$  do
9.   if  $(last(Q) \in P)$  then
10.    if  $(l(last(Q)) \in or(last(Q)))$  then
11.       $app(Q, v)$ , where  $v \in N_{last(Q)} | \forall j \in N_{last(Q)} \{l(v) \geq l(j)\}$ ;
12.    else
13.       $app(P^2, succ_P(s))$ ;
14.    end if
15.  else
16.     $app(Q, v)$ , where  $v \in N_{last(Q)} | last(Q) = p(v) \wedge l(last(Q)) = l(v)$ ;
17.  end if
18. end while

```

Notice that for $1 < i \leq k$, the origin o_i of P_i is the vertex with the largest l -value on $P(o_{i-1}, w_{i-1})$. Since the origin o_{i+1} of P_{i+1} needs to be on $P(o_i, w_i)$ but cannot be on $P(o_{i-1}, w_i)$, origin o_{i+1} is on $P(w_{i-1}, w_i)$. Inductively, by Lemma 3 and the above, it is easy to show that for each link path P_i , $2 < i \leq k$, the origin o_i of link path P_i is identified as the vertex with the largest l -value among vertices on P with the d_s -value on $P(d_s(w_{i-2}), d_s(w_{i-1}))$, where w_{i-2} is the terminus of link path P_{i-2} and w_{i-1} is the terminus of link path P_{i-1} , whereas the terminus of each link path P_i , $0 < i \leq k$, with origin o_i is vertex $v(l(o_i))$. \square

Lemma 5. Upon completion of the third phase of the algorithm, each vertex of a link path discovers whether or not it is an origin or a terminus of a link path only using the variables of the vertex.

Proof. Let P_i , $0 < i \leq k$, be a link path with origin o_i and terminus w_i .

In the third phase of the algorithm, using the tn and tc -values, the terminus of each link path P_i starting from link path P_1 , one after the other, is identified as follows. On path P_1 , value $l(s)$ is copied from a vertex to another towards t us-

ing tc -values, when the copied value is equal to the d_s -value of a vertex, this vertex is identified as the terminus of P_1 . While value $l(s)$ is copied to vertex w_1 , tn -values are used to find and copy the largest l -value on $P[s, w_1]$. This largest value is used to identify the terminus of P_2 in the same manner by copying the value starting from w_1 from a vertex to another towards t using tc -values. For the subsequent link paths, tn -values are used to find the largest l -value between two consecutive terminuses w_i and w_{i+1} and this value is copied from a vertex to another from the latter terminus w_{i+1} towards t using tc -values to discover terminus w_{i+2} . Upon discovery of each terminus, its tn -value is set to zero to start discovering the next largest l -value between the terminus and the consecutive terminus. Based on these arguments, it is easy to inductively show that all terminuses of link paths are identified and their tn -values are set to zero upon completion of the third phase of the algorithm.

Now, we are to show whether or not a vertex is the origin of a link path using only the variables of the vertex. Notice that after the third phase of the algorithm is completed and the terminuses are identified, $tn(s) = 0$ and $tn(w_i) = 0$ hold for each P_i , $0 < i \leq k$. Also notice that after the third

phase of the algorithm is completed, all the followings hold.

For every vertex v on $P[o_i, w_i]$, $tn(v)$ denotes the largest l -value among vertices on $P[o_i, v]$. For each terminus vertex w_i , $0 < i < k-1$, $tn(pred(w_i))$ denotes the largest l -value of vertices on $P[w_i, w_{i+1}]$ and the l -value of the vertex that is the origin of link path P_{i+2} . $tn(pred(t))$ denotes the largest l -value (if any) of a potential link path between w_{k-1} and w_k . Otherwise, *i.e.*, if no potential link path exists between w_{k-1} and w_k , $tn(pred(t))$ denotes 0.

For every i , $0 < i < k$, or -values of all the vertices on path $P[w_i, w_{i+1}]$ contain value $tn(pred(w_i))$ which is the l -value of the origin of P_{i+2} .

Therefore, for each i , $0 < i < k$, or -values of all vertices on path $P(w_i, w_{i+1})$ denote the largest l -value of vertices on $P[w_i, w_{i+1}]$. Since the origin of each link path P_{i+2} , $1 < i < k-1$ is the vertex with the largest l -value on path $P[w_i, w_{i+1}]$, then vertex with the largest l -value on this path is the origin of a link path iff $l(v) \in or(v)$. Hence, the proof follows. \square

Lemma 6. Paths P^1 and P^2 constructed by the algorithm are disjoint between s and t .

Proof. First observe that both P^1 and P^2 start at s and the second vertex on P^1 is the second vertex on P_1 , whereas the second vertex on P^2 is the second vertex on P . Notice that these choices of the second vertices on both P^1 and P^2 are not necessarily unique, however, the choice made leads to the construction of disjoint paths.

Now, we are to show that function call *complete-path*(P^1) constructs P^1 by including all odd numbered link paths, subpaths of P connecting the terminus of one odd numbered link path to the origin of the consecutive odd numbered link path, and if the terminus of the last odd numbered link path is not t , the subpath of P connecting the terminus of the last odd numbered link path and t . Clearly, function *complete-path*(P^1) in each step adds a new vertex v to the constructed path whose last vertex is v' that satisfies the following. If v' is on P and v' is not an origin of a link path, *i.e.*, ($tc(v') \notin or(v')$). If v is the next vertex on P , v' is on a link path, v is the next vertex on the link path. Otherwise, if v' is the origin of a link path, then v is the next node on the link path with v as its origin.

Observe that this scheme ensures that after including an odd numbered link path in P^1 and a number of vertices towards t are added to P^1 until encountering the next origin of a link path which happens to be the origin of the consecutive odd numbered link path or t . This is because the origin of the even numbered consecutive link path precedes the odd numbered link path on P . It is easy to see that disjoint path P^2 is constructed in an analogous manner. It is also easy to see that, since odd numbered and even numbered link paths are node-disjoint, aforementioned subpaths of P connecting odd numbered and even numbered subpaths are disjoint, and $P(s, o_2)$ is included only in P^2 and $P(w_{k-1}, t)$ is included in one of the disjoint paths P^1 or P^2 , paths P^1 and P^2 are disjoint. \square

Lemma 7. The proposed algorithm has time complexity of $O(m)$.

Proof. It is easy to see that the first, the second, the third and the fourth phases of the algorithm have the time complexities of $O(m)$, $O(m)$, $O(D)$, and $O(n)$, respectively, where D denotes the diameter of the graph. Hence, the proof follows. \square

The following lemma establishes the correctness of the proposed algorithm whose proof follows from Lemmas 6 and 7.

Lemma 8. The proposed algorithm constructs two node-disjoint paths P^1 and P^2 from s to t in $O(m)$ -time.

5. Conclusion

In this paper, we presented a sequential algorithm for finding two disjoint paths in arbitrary graphs. Given two distinct vertices s and t of a graph G , the *disjoint paths* problem is to determine all disjoint paths between s and t . It is an open problem to devise an algorithm for finding all disjoint paths algorithm in arbitrary graphs based on the proposed approach. We are currently devising a distributed implementation of the proposed approach.

It is anticipated that the entirely new proposed approach will initiate further research in this area with numerous useful applications.

References

- [1] M. H. Karaata and R. Hadid, "Brief Announcement: A Stabilizing Algorithm for Finding Two Disjoint Paths in Arbitrary Networks" in R. Guerraoui and F. Petit (Eds.), *Lecture Notes in Computer Science*, vol. 5873, pp. 789–790, 2009, Springer. http://dx.doi.org/10.1007/978-3-642-05118-0_62
- [2] D. Dolev *et al.*, "Perfectly Secure Message Transmission", *Journal of the ACM*, vol. 40, no. 1, pp. 17–47, 1993. <https://doi.org/10.1109/spdp.1995.530671>
- [3] R. M. Karp *et al.*, "Global Wire Routing in Twodimensional Arrays", *Algorithmica*, vol. 2, pp. 113–129, 1987. <https://doi.org/10.1109/sfcs.1983.23>
- [4] T. Lengauer, "Combinatorial Algorithms for Integrated Circuit Layout", John Wiley & Sons, Inc., 1990. <https://doi.org/10.1007/978-3-322-92106-2>
- [5] W. R. Pulleyblank, "Two Steiner Tree Packing Problems" in *Proceedings of the Twenty-Seventh Annual ACM Symposium on Theory of Computing*, 1955, pp. 383–387. <https://doi.org/10.1145/225058.225163>
- [6] C. Lal *et al.*, "A Node-Disjoint Multipath Routing Method Based on AODV Protocol for MANETs" in *Proceedings of the Advanced Information Networking and Applications (AINA), 2012 IEEE 26th International Conference*, 2012, pp. 399–405. <https://doi.org/10.1109/AINA.2012.49>
- [7] S. M. G *et al.*, "Digital Signature-Based Secure Node Disjoint Multipath Routing Protocol for Wireless Sensor Networks", *Sensors Journal*, vol. 12, pp. 2941–2949, 2012. <https://doi.org/10.1109/JSEN.2012.2205674>
- [8] A. Kamal, "1+N Protection in Mesh Networks Using Network Coding over p-Cycles" in *Proceedings of the IEEE Global Telecommunications Conference*, 2006, pp. 1–6. <https://doi.org/10.1109/GLOCOM.2006.378>
- [9] X. Chen *et al.*, "Optimizing FIPP-p-Cycle Protection Design to Realize Availability-Aware Elastic Optical Networks", *Communications Letters*, vol. 22, no. 1, pp. 65–68, 2018. <https://doi.org/10.1109/lcomm.2017.2763621>
- [10] H. Dao *et al.*, "An Efficient Network-Side Path Protection Scheme in OFDM-Based Elastic Optical Networks", *International Journal of Communication Systems*, vol. 31, no. 1, p. e3410, 2018. <https://doi.org/10.1002/dac.3410>
- [11] P. D. Choudhury *et al.*, "A Brief Review of Protection Based Routing and Spectrum Assignment in Elastic Optical Networks and a Novel p-Cycle Based Protection Approach for Multicast Traffic Demands", *Optical Switching and Networking*, 2018. <https://doi.org/10.1016/j.osn.2018.12.001>
- [12] H. M. Singh and R. S. Yadav, "Efficient Algorithm for Removal of Loopbacks in P-Cycle-Based Survivable WDM Networks", *IET Communications*, vol. 12, no. 18, pp. 2366–2373, 2018. <https://doi.org/10.1049/iet-com.2018.5391>
- [13] J. W. Suurballe and R. E. Tarjan, "A Quick Method for Finding Shortest Pairs of Disjoint Paths", *Networks*, vol. 14, no. 2, pp. 325–336, 1984. <https://doi.org/10.1002/net.3230140209>
- [14] H. Mohanty and G. P. Bhattacharjee, "A Distributed Algorithm for Edge-Disjoint Path Problem" in *Proceedings of the 6th Conference on Foundations of Software Technology and Theoretical Computer Science*, 1986, pp. 344–361. https://doi.org/10.1007/3-540-17179-7_21
- [15] D. Sidhu *et al.*, "Finding Disjoint Paths in Networks", *ACM SIGCOMM Computer Communication Review*, vol. 21, no. 4, pp. 43–51, 1991. <http://doi.acm.org/10.1145/115994.115998>
- [16] R. G. Ogier *et al.*, "Distributed Algorithms for Computing Shortest Pairs of Disjoint Paths", *IEEE Transactions on Information Theory*, vol. 39, no. 2, pp. 443–455, 1993.
- [17] A. R. Mahlous *et al.*, "MFMP: Max Flow Multipath Routing Algorithm", *Computer Modeling and Simulation, UKSIM European Symposium on, IEEE Computer Society*, 2008, pp. 482–487. <http://doi.ieeecomputersociety.org/10.1109/EMS.2008.15>
- [18] L. R. Ford and D. R. Fulkerson, "A Suggested Computation for Maximal Multi-Commodity Network Flows", *Management Science*, vol. 5, no. 1, pp. 97–101, 1958. <https://doi.org/10.1109/18.212275>
- [19] J. W. Suurballe, "Disjoint Paths in a Network", *Networks*, vol. 4, no. 2, pp. 125–145, 1974. <https://doi.org/10.1002/net.3230040204>
- [20] R. Bhandari, "Optimal Physical Diversity Algorithms and Survivable Networks," *Computers and Communications, IEEE Symposium on, IEEE Computer Society*, 1997, p. 433. <http://doi.ieeecomputersociety.org/10.1109/ISCC.1997.616037>
- [21] X. Yang *et al.*, "A Solution to the Three Disjoint Path Problem on Honeycomb Meshes", *Parallel Processing Letters*, vol. 14, no. 3-4, pp. 399–410, 2004. <https://doi.org/10.1142/s0129626404001982>
- [22] S. Even and R. E. Tarjan, "Computing an st-Numbering", *Theoretical Computer Science*, vol. 2, no. 3, pp. 339–344, 1976. [https://doi.org/10.1016/0304-3975\(76\)90086-4](https://doi.org/10.1016/0304-3975(76)90086-4)

- [23] K. Ishida *et al.*, "A Routing Protocol for Finding Two Node-Disjoint Paths in Computer Networks", *Network Protocols, IEEE International Conference on, IEEE Computer Society*, 1995, p. 340.
<https://doi.org/10.1109/ICNP.1995.524850>
- [24] K. Ishida *et al.*, "A Distributed Routing Protocol for Finding Two Node-Disjoint Paths in Computer Networks", *IEICE TRANSACTIONS on Communications*, vol. E82-B, no. 6, pp. 851–858, 1999.
- [25] R. G. Ogier *et al.*, "Distributed Algorithms for Computing Shortest Pairs of Disjoint Paths", *IEEE Transactions on Information Theory*, vol. 39, no. 2, pp. 443–455, 1993.
<https://doi.org/10.1002/net.3230140209>
- [26] R. Sedgewick and K. Wayne, "Algorithms", 4th edition, Addison-Wesley Professional, 2011.

Contact address:

Mehmet Hakan Karaata
Department of Computer Engineering
Kuwait University
Safat
Kuwait
e-mail: mehmet.karaata@ku.edu.kw

MEHMET HAKAN KARAATA received his PhD and MSc degrees in computer science from the University of Iowa, Iowa City, Iowa in 1995 and 1990 respectively, and his BSc degree in computer science from the University of Hacettepe, Ankara, Turkey in 1987. He joined Bilkent University, Ankara, Turkey, as an Assistant Professor in 1995. He is currently working as Professor in the Department of Computer Engineering at Kuwait University. His research interests include mobile computing, distributed systems, fault-tolerant computing, and self stabilization. Prof. Karaata has earned the Distinguished Best Young Researcher Award and Researcher Award in 2001 and 2009 respectively, from Kuwait University, Kuwait.

Received: April 2019
Revised: January 2020
Accepted: February 2020