



UNIVERSITI PUTRA MALAYSIA

**OPTIMIZATION OF WIND-POWERED DUST REMOVAL PARAMETERS
FOR PHOTOVOLTAICS SOLAR PANEL**

OSAM HASSAN ATTIA

FK 2019 51



**OPTIMIZATION OF WIND-POWERED DUST REMOVAL PARAMETERS
FOR PHOTOVOLTAICS SOLAR PANEL**

By

OSAM HASSAN ATTIA

**Thesis Submitted to the School of Graduate Studies, Universiti Putra Malaysia,
in Fulfillment of the Requirements for the Degree of Doctor of Philosophy**

January 2019

COPYRIGHT

All material contained within the thesis, including without limitation text, logos, icons, photographs, and all other artwork, is copyright material of Universiti Putra Malaysia unless otherwise stated. Use may be made of any material contained within the thesis for non-commercial purposes from the copyright holder. Commercial use of material may only be made with the express, prior, written permission of Universiti Putra Malaysia.

Copyright © Universiti Putra Malaysia



DEDICATION

This thesis is dedicated to:

The sake of Allah, my Creator and my Master,

My great teacher and messenger, Mohammed (May Allah bless and grant him),

The memory of my parents,

All the people in my life who touch my heart,

I dedicate this research.



Abstract of thesis presented to the Senate of Universiti Putra Malaysia in fulfillment of the requirement for the degree of Doctor of Philosophy

**OPTIMIZATION OF WIND-POWERED DUST REMOVAL PARAMETERS
FOR PHOTOVOLTAICS SOLAR PANEL**

By

OSAM HASSAN ATTIA

January 2019

Chairman : Professor Nor Mariah Adam, PhD
Faculty : Engineering

The dust accumulation is an undesirable phenomenon in a solar plant environment. The procedure for removing dust using traditional techniques is capital and labour intensive. Additionally, most of the cleaning techniques consumed power from energy produced by the solar system. Therefore, the aim of this study is to develop a wind powered dust removal technique from the solar panel. This was done by transforming wind energy into mechanical energy as a new approach to sustainability via mechanical vibrator. The mechanical vibrator is attached to the panel and will produce a harmonic excitation force to overcome the adhesion force of dust onto solar panel surface.

In this study, five levels of vibration forces were acquired through pre-experiment by varying the wind speed, while the range of the other working independent parameters such as dust quantity, dust size, wind speed and tilt angle of the solar panel were adopted from the previous studies. To determine how each of the parameters affects the dust removal index (DRI), a screening process was conducted using Plackett-Burman design (PBD) in Minitab with 12 runs each for the system with and without vortex generator. In response surface methodology (RSM) experiment, 50 runs were done for the optimizations of the working parameters with respect to DRI. The selection process was generally followed by statistical analysis known as Analysis of variance (ANOVA). Response Surface methodology (RSM) is an optimization method, which has been applied to optimization problems and provided a mathematical model for the DRI. Another model was built using another optimization technique called particle swarm optimization (PSO) and was used to verify the RSM model with modified code in MATLAB software.

The proof of concept experiment clearly shows that with an increase in wind speed the vibrating force increases accordingly. Also, according to the screening process with PBD, the studied parameters have been arranged in order of their effect either high or low based on the assessment criteria outlined in PBD with and without vortex generators. The arrangement of the parameters based on their effect on DRI without VGs from high to low is different from the arrangement with VGs; this indicated that VGs have a significant effect on parameters. The incorporation of the vortex generator, the levels and behaviour of the parameters were changed and the mean value of DRI increased from 0.50 to 0.58. Analysis for the optimization of the working parameters reveals that RSM-DRI model revealed high significant performance with CoV and SD value of 4.51% and 0.0448 respectively. While PSO-DRI model has CoV and SD value of 4.55% and 0.0445 respectively. Therefore, RSM model helps a designer to select the most suitable site for the solar plant provided that the tilt angle is within the range of 15° to 35°. In conclusion, the use of wind energy via mechanical vibrator for dust removal has an efficiency of 91% when compared with a demonstrative electric vibrator for cleaning the same quantity of dust from the solar panel.

Abstrak tesis yang dikemukakan kepada Senat Universiti Putra Malaysia sebagai memenuhi keperluan untuk ijazah Doktor Falsafah

**PENGOPTIMUMAN PARAMETER UNTUK MENYINGKIR HABUK
SECARA KUASA ANGIN BAGI PANEL SOLAR PHOTOVOLTAIK**

Oleh

OSAM HASSAN ATTIA

Januari 2019

Pengerusi : Profesor Nor Mariah Adam, PhD
Fakulti : Kejuruteraan

Pengumpulan habuk adalah fenomena yang tidak diingini dalam persekitaran loji solar. Prosedur untuk mengeluarkan habuk menggunakan kaedah tradisional melibatkan modal dan tenaga kerja yang intensif. Di samping itu, kebanyakan teknik pembersihan menggunakan kuasa dari tenaga yang dihasilkan oleh sistem solar. Oleh itu, matlamat kajian ini adalah untuk membangunkan teknik penghapusan habuk berkuasa angin dari panel solar. Ini dilakukan dengan mengubah tenaga angin menjadi tenaga mekanikal sebagai pendekatan baru untuk kemampunan menerusi alat penggetar mekanikal. Penggetar mekanikal dilampirkan pada panel dan akan menghasilkan daya pengujian harmonik untuk mengatasi daya melekat.

Dalam kajian ini, lima tahap daya getaran diperolehi melalui pra-eksperimen dengan mengubah kelajuan angin, manakala pelbagai parameter seperti kuantiti debu, saiz debu, kelajuan angin dan sudut kecondongan panel solar telah diterima pakai dari kajian terdahulu. Untuk menentukan bagaimana setiap parameter mempengaruhi indeks penyingkiran habuk (DRI), proses pemeriksaan telah dijalankan menggunakan reka bentuk Plackett-Burman (PBD) di Minitab dengan 12 percubaan masing-masing untuk sistem dengan dan tanpa penjana vorteks. Walaupun pemilihan parameter dilakukan dengan menggunakan kaedah respons permukaan (RSM). Dalam eksperimen RSM, 50 run dilakukan untuk pengoptimuman parameter kerja berkenaan dengan DRI. Proses pemilihan umumnya diikuti oleh analisis statistik yang dikenali sebagai Analisis varians (ANOVA). Response Surface Methodology (RSM) adalah kaedah pengoptimuman, yang telah digunakan untuk masalah pengoptimalan dan menyediakan model matematik untuk DRI. Model lain dibina menggunakan teknik pengoptimuman lain yang disebut pengoptimuman swarm partikel (PSO) dan telah digunakan untuk mengesahkan model RSM dengan kod yang diubah suai dalam perisian MATLAB.

Bukti percubaan konsep dengan jelas menunjukkan bahawa dengan peningkatan kelajuan angin, daya getaran meningkat dengan sewajarnya. Juga, mengikut proses penapisan dengan PBD, parameter yang dikaji telah disusun mengikut kesannya sama ada tinggi atau rendah berdasarkan kriteria penilaian yang digariskan dalam PBD dengan dan tanpa generator vorteks. Susunan parameter berdasarkan kesannya terhadap DRI tanpa VGs dari tinggi ke rendah adalah berbeza daripada susunan dengan VGs; ini menunjukkan bahawa VG mempunyai kesan yang ketara terhadap parameter. Penggabungan penjana vorteks, tahap dan kelakuan parameter telah berubah dan nilai purata DRI meningkat dari 0.50 hingga 0.58. Analisis bagi pengoptimuman parameter kerja menunjukkan bahawa model RSM-DRI menunjukkan prestasi penting yang tinggi dengan nilai CoV dan SD masing-masing sebanyak 4.51% dan 0.0448. Model PSO-DRI mempunyai nilai CoV dan SD masing-masing sebanyak 4.55% dan 0.0445. Oleh itu, model RSM membantu pereka untuk memilih tapak yang paling sesuai untuk loji solar dengan syarat sudut kecondongan berada dalam lingkungan 15 ° hingga 35 °. Kesimpulannya, penggunaan tenaga angin melalui alat penggetar mekanikal untuk penyingkiran habuk mempunyai kecekapan sebanyak 91% jika dibandingkan dengan penggetar elektrik yang menunjukkan untuk membersihkan kuantiti debu yang sama dari panel solar.

ACKNOWLEDGEMENTS

بِسْمِ اللَّهِ الرَّحْمَنِ الرَّحِيمِ

First and foremost, I would like to praise to Almighty Allah for his blessing for giving me good health and patience throughout the entirety of my life including the duration of this research.

I would like to express my deepest gratitude to my supervisor Prof. Ir. Dr Nor Mariah Adam for her invaluable support, guidance and advice throughout my PhD study journey. Also, I wish to express my sincere appreciation to my co-supervisors Dr Azizan As'arry and Dr Khairil Anas Md Rezali for his help and great co-operation throughout the study.

I also appreciate the assistance of the technical staff of the Mechanical Engineering Laboratory especially that of Tajul, Ishak, Azmi, Zafri, Saiful, Hafizul, Mazrul and Wildan.

I would love to dedicate this thesis to the memory of my parents who paved the path of knowledge upon their shoulders before I became who I am now. Priceless gratitude to my wife, Ahlam for her great sacrifices, understanding and patience throughout the whole of our life together, which has made this study possible. Thanks to my lovely children who have also given a lot of moral support and encouragement for the whole duration of study in Malaysia.

I would also like to thank all of my friends (Ammar, Ali, Hussein, Ahmed Kadhim, Ismaila and Aisyah) who supported me in sharing ideas and comments and motivating me to strive towards my goal.

Osam Hassan Attia

I certify that a Thesis Examination Committee has met on 8 January 2019 to conduct the final examination of Osam Hassan Attia on his thesis entitled "Optimization of Wind-Powered Dust Removal Parameters for Photovoltaics Solar Panel" in accordance with the Universities and University Colleges Act 1971 and the Constitution of the Universiti Putra Malaysia [P.U.(A) 106] 15 March 1998. The Committee recommends that the student be awarded the Doctor of Philosophy.

Members of the Thesis Examination Committee were as follows:

Azmah Hanim binti Mohamed Ariff, PhD

Associate Professor
Faculty of Engineering
Universiti Putra Malaysia
(Chairman)

Mohd Khairol Anuar bin Mohd Ariffin, PhD

Professor Ir.
Faculty of Engineering
Universiti Putra Malaysia
(Internal Examiner)

Nuraini bt Abdul Aziz, PhD

Associate Professor
Faculty of Engineering
Universiti Putra Malaysia
(Internal Examiner)

Shaker Abdel Meguid Mie, PhD

Professor
University of Toronto
Canada
(External Examiner)



RUSLI HAJI ABDULLAH, PhD

Professor and Deputy Dean
School of Graduate Studies
Universiti Putra Malaysia

Date: 23 April 2019

This thesis was submitted to the Senate of Universiti Putra Malaysia and has been accepted as fulfilment of the requirement for the Degree of Doctor of Philosophy. The members of the Supervisory Committee were as follows:

Nor Mariah Adam, PhD

Professor, Ir
Faculty of Engineering
Universiti Putra Malaysia
(Chairman)

Azizan As'arry, PhD

Senior Lecturer
Faculty of Engineering
Universiti Putra Malaysia
(Member)

Khairil Anas Md Rezali, PhD

Senior Lecturer
Faculty of Engineering
Universiti Putra Malaysia
(Member)

ROBIAH BINTI YUNUS, PhD

Professor and Dean
School of Graduate Studies
Universiti Putra Malaysia

Date:

Declaration by graduate student

I hereby confirm that:

- this thesis is my original work;
- quotations, illustrations and citations have been duly referenced;
- this thesis has not been submitted previously or concurrently for any other degree at any institutions;
- intellectual property from the thesis and copyright of thesis are fully-owned by Universiti Putra Malaysia, as according to the Universiti Putra Malaysia (Research) Rules 2012;
- written permission must be obtained from supervisor and the office of Deputy Vice-Chancellor (Research and innovation) before thesis is published (in the form of written, printed or in electronic form) including books, journals, modules, proceedings, popular writings, seminar papers, manuscripts, posters, reports, lecture notes, learning modules or any other materials as stated in the Universiti Putra Malaysia (Research) Rules 2012;
- there is no plagiarism or data falsification/fabrication in the thesis, and scholarly integrity is upheld as according to the Universiti Putra Malaysia (Graduate Studies) Rules 2003 (Revision 2012-2013) and the Universiti Putra Malaysia (Research) Rules 2012. The thesis has undergone plagiarism detection software

Signature: _____

Date: _____

Name and Matric No: Osam Hassan Attia, GS44922

Declaration by Members of Supervisory Committee

This is to confirm that:

- the research conducted and the writing of this thesis was under our supervision;
- supervision responsibilities as stated in the Universiti Putra Malaysia (Graduate Studies) Rules 2003 (Revision 2012-2013) were adhered to.

Signature: _____

Name of Chairman
of Supervisory
Committee:

Professor Ir.Dr. Nor Mariah Adam

PROFESSOR IR DR NOR MARIAH ADAM
Department of Mechanical and Manufacturing Engineering
Faculty of Engineering
Universiti Putra Malaysia
43400 UPM Serdang Selangor Darul Ehsan

Signature: _____

Name of Member
of Supervisory
Committee:

Dr. Azizan As'arry

DR. AZIZAN AS'ARRY
Senior Lecturer
Department of Mechanical & Manufacturing Engineering
Faculty of Engineering
Universiti Putra Malaysia

Signature: _____

Name of Member
of Supervisory
Committee:

Dr. Khairil Anas Md Rezali

DR. KHAIRIL ANAS MD REZALI
Senior Lecturer
Department of Mechanical and Manufacturing Engineering
Faculty of Engineering
Universiti Putra Malaysia
43400 UPM Serdang
Selangor Darul Ehsan, Malaysia

TABLE OF CONTENTS

		Page
ABSTRACT		i
ABSTRAK		iii
ACKNOWLEDGEMENTS		v
APPROVAL		vi
DECLARATION		viii
LIST OF TABLES		xiv
LIST OF FIGURES		xvi
LIST OF ABBREVIATIONS		xxi
LIST OF NOMENCLATURES		xxiii
CHAPTER		
1	INTRODUCTION	1
	1.1 Background	1
	1.2 Problem statement	3
	1.3 Study objectives	4
	1.4 Significance of Research	5
	1.5 Scope of Study	5
	1.6 Thesis outline	8
2	LITERATURE REVIEW	9
	2.1 Introduction	9
	2.2 Dust Accumulation Phenomenon	9
	2.2.1 Dust Particles Size	10
	2.2.2 Dust Quantity	11
	2.2.3 Tilt Angle	11
	2.2.4 Wind Speed	14
	2.3 Effect of dust on the Overall Performance of Solar Panel	15
	2.4 Force Field on Dust Particle	17
	2.4.1 Gravity Force of Dust Particles.	18
	2.4.2 Adhesion Force on Particles.	19
	2.4.3 Aerodynamic Force on Particle Re-suspension	19
	2.4.4 Mechanical Vibration Force on Particle Re-suspension	20
	2.5 Techniques of Dust Removal from PV system	20
	2.5.1 Dry Natural Technique for Dust Removal	21
	2.5.2 Dry Mechanical Techniques for Dust Removing	22
	2.5.2.1 High -Velocity Blowing Air Cleaning Technique	22
	2.5.2.2 Manual system Cleaning Technique	22
	2.5.2.3 Automated Cleaning Systems Technique	23
	2.5.2.4 Self-Cleaning Techniques	23
	2.5.2.5 Use of Cover Materials for Solar Panel	23
	2.5.3 Electrical Techniques for Dust Removing	24
	2.5.3.1 Electrostatic Dust Removal Technique	24
	2.5.3.2 Electrodynamic Technique of Dust Removal	24

2.6	Photovoltaics and Perspex	25
2.7	Vortex Generator	30
	2.7.1 Vortex Generators Application in Solar Energy	30
	2.7.2 Vortex Generator Concept in Dust Removal	30
2.8	Design of Experiment (DoE)	31
	2.8.1 Plackett-Burman Design	31
	2.8.2 Response Surface Methodology (RSM)	32
	2.8.3 Central Composite Design (CCD)	33
	2.8.4 Optimization by Response Surface Methodology	34
2.9	Particles Swarm Optimization Algorithm	35
	2.9.1 PSO Applications in Solar Energy	36
2.10	Summary	36
3	METHODOLOGY	38
3.1	Introduction	38
3.2	Forces Effecting on Dust Particle	42
3.3	Dynamic Analysis for Solar Panel	44
	3.3.1 Geometrical Description of solar panel	44
3.4	Numerical Solutions of Solar Panel (Finite Element Formulations)	44
	3.4.1 Solar Panel Numerical Simulation	44
	3.4.1.1 Modeling the PV Model using SolidWorks and ANSYS Software	45
	3.4.1.2 Grid independent test (GIT)	45
	3.4.2 Best Location for the Excitation Force on Panel Surface	50
3.5	Test Rig Arrangement	50
	3.5.1 Materials selection and Fabrication process for each part	50
	3.5.2 Mechanical Vibrator Design	50
	3.5.3 Fabrication of Mechanical Vibrator	52
	3.5.3.1 Air ducting box	53
	3.5.3.2 Impellers	54
	3.5.3.3 Ball bearings	54
	3.5.3.4 Spring Selection and Test	55
	3.5.3.5 Solar panel	55
	3.5.3.6 Dust Chamber	56
	3.5.4 Proof of Concept	57
3.6	Instrumentation	57
3.7	Sieving analysis	59
3.8	Dust Removal Index (DRI)	59
3.9	Evaluation and Effecting of Vibrating force on DRI	60
	3.9.1 Evaluation of vibrating force	60
	3.9.2 Effect of vibrating force on DRI	61
3.10	Effect of Tilt angle on the vibrating force	62
3.11	Verification of numerical simulation	62
3.12	Verification of mechanical vibrator	63
3.13	Collection of experimental data	64
3.14	Effect of Independent parameters on dust removal index	66
	3.14.1 Independent parameters Ranges	66

3.14.2	Independent Parameters Levels without vortex generators	67
3.15	Improving the New Wind Energy Dust Removal Technique	67
3.15.1	Vortex Generator Design and Selection	68
3.15.2	Vortex generator Numerical simulation (CFD)	68
3.15.2.1	Computational Fluid Dynamic (CFD) Analysis	68
3.15.2.2	Governing Equations	71
3.15.2.3	Finite-Volume Method (FVM)	73
3.15.3	CFD Process to Test the PV Model with VGs	74
3.15.3.1	Modeling the PV Model Using ANSYS Software	74
3.15.3.2	Meshing the PV model with vortex generators	74
3.15.3.3	A Grid Independent Test (GIT)	76
3.15.3.4	Model of Turbulence	80
3.15.3.5	Boundary Condition	82
3.15.3.6	Solver Settings	82
3.15.3.7	Solution Convergence	83
3.15.4	Experimental Evaluation for the Effect Vortex Generators on DRI	84
3.15.4.1	Fabrication Process	84
3.15.4.2	Primary Test	84
3.15.4.3	Evaluating the effect of Vortex Generators by Plackett-Burman design	85
3.16	Design of Experiment (DoE)	86
3.16.1	Central Composite Design (CCD)	86
3.16.2	Optimization by Response Surface Methodology	89
3.17	Particle swarm optimization (PSO)	89
3.17.1	Objective function	89
3.17.2	Performance Measures in PSO Method (Objective Function)	91
3.17.2.1	Root mean square error (RMSE)	91
3.17.2.2	Mean absolute error (MAE)	91
3.17.2.3	Mean absolute percentage error (MAPE)	92
3.17.3	Evaluation of Objective Function	92
3.17.3.1	The Coefficient of Determination (R^2)	92
3.17.3.2	Coefficient of Variation (CoV)	92
3.17.3.3	Bland and Altman Method	93
3.18	Comparison of two models	93
4	RESULTS AND DISCUSSIONS	94
4.1	Introduction	94
4.2	Forces acting on dust particle	94
4.3	Best Location of Excitation force	96
4.4	Tilt angle effect on vibrating force	102
4.5	Verification of Numerical Simulation	107
4.6	Proof of concept and effect of vibrating force on DRI	109
4.7	Verification of Mechanical Vibrator	111
4.8	Effect of independent parameters	114

4.9	Effect of Vortex Generator	117
4.9.1	Numerical Evaluation	117
4.9.1.1	Turbulence Kinetic Energy	118
4.9.1.2	Turbulence Intensity	118
4.9.2	Experimental Evaluation	120
4.10	Design of Experiment (DoE)	124
4.10.1	Response Surface Methodology (RSM) Statistical Analysis	124
4.10.2	Effect of Tested Parameters on DRI	129
4.10.3	Model Optimization Process	131
4.11	Proposed DRI Model of New Mechanical Dust Removing Technique	134
4.11.1	PSO-DRI model	134
4.11.2	Validation of Proposed DRI model	135
4.12	Verification of two models	142
4.12.1	Empirical models from RSM and PSO	142
4.12.2	Comparison of two models	143
4.12.3	Error analysis	148
5	CONCLUSION AND RECOMMENDATION	150
5.1	Introduction	150
5.2	Conclusions	150
5.2.1	Vibration response, Levitation and non-levitation zones of the dust particles with proof of concept	150
5.2.2	Leveling of studied parameters based on their effect on DRI	152
5.2.3	Evaluating the performance of the wind-powered mechanical vibrator	153
5.2.4	Empirical relationship for dust removing by RSM verified by PSO	153
5.3	Recommendations for further research	154
	REFERENCES	155
	APPENDICES	184
	BIODATA OF STUDENT	235
	LIST OF PUBLICATIONS	236

LIST OF TABLES

Table		Page
2.1	Average annual fallen dust with global area	12
2.2	Critical analysis for energy consumed in various dust removal techniques from PV	26
2.3	Main PSO parameters	35
2.4	PSO convergence parameters	36
3.1	Specifications of Perspex material (Acrylic, 2018)	46
3.2	Grid independent test (GIT)	47
3.3	Cases of GIT	49
3.4	List of instruments used in experimental work, and uncertainty calculation	59
3.5	Range of Input parameters	66
3.6	Plackett-Burman experimental design matrix for screening of independent parameters for DRI	67
3.7	Steps followed to solve model in ANSYS design modeller	75
3.8	Number for nodes and elements that used in GIT for PV	76
3.9	Boundary condition that used in the simulation for grid independence test on a selected case of solar panel	76
3.10	Constant of turbulence model	81
3.11	Design Expert matrix used to optimize DRI	88
4.1	Maximum total deformation according to natural frequency and force position, at zero tilt angle	97
4.2	Solar panel deformation values due to the effect of tilt angle on vibrating force (mm)	103
4.3	The performance of Mechanical vibrator	110
4.4	Verification Results for mechanical vibrator	112
4.5	Plackett-Burman experimental design matrix for screening of independent parameters for DRI	114

4.6	Plackett-Burman experimental design matrix for screening of independent parameters for DRI	121
4.7	The central composite matrix and response (DRI) for predicted and experimental values	125
4.8	Analysis of variance (ANOVA) for the DRI, Quadratic model	128
4.9	Range for new technique parameters used in database	135
4.10	Parameters used in PSO algorithm model setting	137
4.11	Comparison between DRI_Exp. and DRI predictions of RSM model	138
4.12	Design Expert matrix used to optimize DRI	142
4.13	Experimental runs for the two models comparison	144
4.14	Statistical parameters the prediction model	147
4.15	Statistical parameters of the proposed PSO-DRI, and RSM-DRI	148
4.16	Overall Performance o proposed models PSO-DRI and RSM-DRI	148

LIST OF FIGURES

Figure	Page	
1.1	Maps of global horizontal irradiation (GHI)	1
1.2	Dust intensity around world	2
1.3	Classification of dust removal techniques from solar panels	2
1.4	Schematic representation of research approach	7
2.1	Parameters effect on Dust Accumulation Phenomenon	10
2.2	The PV output power as a function of various directions and tilt angles	13
2.3	(a) The transmittance reduction with tilt angle, (b); Dust Deposition with tilt angle for different exposure periods	13
2.4	The monthly wind speed	15
2.5	Variation of instantaneous efficiency with and without dust	16
2.6	Daily power loss of solar plants in different parts of the world	16
2.7a	Force analyses on surface residing particles	17
2.7b	Free body diagram forces acting on dust particle	19
2.8	Effect of particle size on adhesion force	18
2.9	Classification of Dry Dust Removal Technique	21
2.10	Classification of Wet Dust Removal Technique	21
2.11	Schematic diagram of the electrostatic cleaning system that used to remove sand from a PV	24
2.12	Counter-rotating vortices and the momentum transport	31
2.13	Experimental designs for optimization of three variables using CCD	34
3.1	Numerical programs	40
3.2	Experimental programs	42
3.3	Methodology for determining the levitation zone in MATLAB	43
3.4	The PV after drawing in solid work software all dimensions in mm	45
3.5	Grid independent test (GIT) for the first mode shape	46

3.6	Mesh quality recommendations	47
3.7	Solar panel with five tested points	51
3.8	Photograph of Testing Rig	51
3.9	Mechanical vibrator geometry in Solidwork	52
3.10	Photograph of Vibrating Parts 2	53
3.11	Photograph of Vibrating parts 3	53
3.12	Assembly of rotating impeller	54
3.13	: Photograph of ball bearing types	54
3.14	Photograph of three types of spring	55
3.15	Photograph of Instron 3365 compression tester	55
3.16	Test results of three types of spring	55
3.17	Photography of solar panel with supporting frame (Top view)	56
3.18	Photography of dust chamber; a: construction of dust chamber, b: no dust inside, c: chamber effect on dust suspension	56
3.19	Sieving analysis process; a: diagram of sieving where PS (particle size), S (sieve mesh size), b: Dust Sieves of different sizes arranged	60
3.20	LabVIEW project for acceleration data measurements	61
3.21	Photograph of a: PV with 45 points upper surface division, b: portable vibration meter	62
3.22	Parts of the verification rig; a: Power supply, b: Electrical shaker, c: Specification of shaker, d: Arrangement method for solar panel, e: Adash and its specification, f: LMS connections and specification	63
3.23	Photograph of rig assembly for verification testing	63
3.24	Flowchart of experimental data collection	65
3.25	Design of Vortex generators in solidwork; a: Mains dimentions, b: Installation with solar panel	68
3.26	Main box diagram for the CFD Simulation Process	69
3.27	General steps involved in the modeling process for the ANSYS FLUENT	70
3.28	Overview about ANSYS WORKBENCH and ANSYS FLUENT	71

3.29	Control volumes	73
3.30	Examples of some meshing cases for the solar panel with VGs	75
3.31	Cases of meshing that used in the Grid dependency test	77
3.32	A line in x-axis direction inside the solar panel with VGs	78
3.33	Grid independence test results for turbulence intensity along line in x-axis	78
3.34	Grid independence test results for turbulence kinetic energy along line in x-axis	78
3.35	Grid independence test results for velocity at solar panel outlet	79
3.36	Grid independence test results for turbulence kinetic energy at solar panel outlet	79
3.37	Grid independence test results for turbulence intensity at solar panel outlet	79
3.38	Boundary condition A: refer to air inlet; B: refer to air outlet; C: refer to solar panel upper surface	82
3.39	Solution methods settings	83
3.40	CFD solution residuals	84
3.41	Fabrication of VG: a: Cutting, b: Tapering, c: Arrangement, d: Fixing, e: Assembly with solar panel	85
3.42	Preliminary test to show the effect of vortex generators; a: clean surface, b: without VG, c: with VG	85
3.43	Methodologies of DoE	87
3.44	Flowchart of PSO of the proposed DRI model	90
4.1	Relation between wind speed and vibrating force	95
4.2	Relation between dust particle size and vibrating force	96
4.3	Relation of vibrating force with total force effecting on dust particle	96
4.4	Photograph of maximum deformation for six mode shape	97
4.5	Maximum of total deformation for the six mode shapes of natural frequency	98

4.6	Force magnitude and maximum deformation of upper solar panel surface	101
4.7	Maximum deformations in PV surface due to the force value and position	102
4.8	Effect of tilt angle on the vibrating force	103
4.9	Tilt angle effect on vibrating force	106
4.10	Experimental average deformation values of testing points	107
4.11	Deformation magnitude (mm) for different vibrating force	108
4.12	The performance of Mechanical vibrator	109
4.13	Effect of wind speed on DRI via mechanical vibrator	110
4.14	Photograph of dust removal from solar panel surface at 3.25 N; (A: cleaned surface, B: surface accumulated 5 grams of dust, C: dust remaining on the surface)	111
4.15	Comparison between acceleration values from mechanical vibrator and LMS vibrator	112
4.16	Acceleration values for mechanical vibrator and LMS in verification process	113
4.17	DRI for mechanical vibrator and LMS vibrator	113
4.18	Main effects of parameters on DRI	115
4.19	Normal probability plot of residual value for DRI	116
4.20	Interaction plot for DRI	116
4.21	Plane location at 10 mm over the solar panel	117
4.22	Effect of VGs on the TKE for different wind speed	119
4.23	Effect of wind speed on turbulence intensity with presence of VGs	120
4.24	Main effect plot of parameters on DRI with VGs	122
4.25	Normal probability plot of residual value for DRI	122
4.26	Interaction plot for DRI	123
4.27	Plackett-Burman design runs for DRI with and without VGs	124
4.28	The Diagnostic Plots of the DRI model	127

4.29	The comparison of predicted value against the actual value for DRI model	128
4.30	3D response surface plots and Contour plots for Interaction effect of DR	133
4.31	The optimal condition for DRI	134
4.32	Convergence process for different swarm sizes and objective functions	137
4.33	Bland–Altman plot of relationship between measured and predicted DRI	140
4.34	Comparison between experimental and predicted DRI of PSO proposed model	141
4.35	DRI by the PSO–DRI model and RSM-DRI model versus the experimentally measured DRI	143
4.36	Comparison of the PSO–DRI and RSM-DRI models versus the experimentally measured DRI	145
4.37	Comparison of the measured and predicted DRI values for the PSO–DRI model, and RSM-DRI model	146
4.38	Absolute Relative Error (ARE) distribution for the proposed PSO-	149

LIST OF ABBREVIATIONS

ARE	Absolute Relative Error
ANOVA	Analysis Of Variance
CCD	Central Composite Design
COV	Coefficient of Variation
CFD	Computational Fluid Dynamics
df	Degrees of freedom
DOE	Design of Experiment
D.Q	Dust Quantity
DRI	Dust Removal Index
DS	Dust Size
FEM	Finite Element Method
FVM	Finite Volume Method
GHI	Global Horizontal Irradiance
GIT	Grid Independent Test
LMS	Learning Managment System
MAE	Mean Absolute Error
MAPE	Mean Absolute Percentage Error
MV	Mechanical Vibrator
M.S	Mean squares
O&M	Operation and Maintance
PI	Performance Index
PSO	Partical Swarm Optimization
PV	Photovoltaics (Solar Panel)
PS	Size of Seive

R ²	Coefficient of Determination
RMS	Root Mean Square
RMSE	Root Mean Square Error
RRMSE	Relative Root Mean Square Error
RSM	Response Surface Methodology
STD	Standard Deviation
S.S	Sum of Squares
TA	Tilt Angle
TI	Turbulence Intensity
TKE	Turbulence Kinetic Energy
VF	Vibrating Force
VG	Vortex Generator
WS	Wind Speed

LIST OF NOMENCLATURES

a	Acceleration
F	Force
x_i	Variable in statistical calculation C.C.D
X_i	Coded variable in statistical calculation C.C.D
NS	Number of particles in swarm
W	Inertia weight factor used to balance the global exploration and local exploitation
$v_{j,g}^{(t)}$	Velocity of particle j at iteration t
$x_{j,g}^{(t)}$	g th components for the position of particle j at iteration t
M	Number of components for the v_j and x_j vectors
t	Number of iterations (generations)
C_0	Number of central points
c_1, c_2	Cognitive and social acceleration factors, respectively; “acceleration coefficients”
r_1, r_2	Random variables uniformly distributed within range $(0, 1)$
$pbest$	Best position found by the i th particle (personal best)
$gbest$	Best position found by swarm (global best, best of personal best)
y	Actual output value
\hat{y}	Predicted output value
Y	Response
σ_{sensor}	Error in the measuring sensor
$\sigma_{instrument}$	Error in the measuring instrument
I_b	Dust quantity before applying the effect
I_a	Dust quantity after applying the effect
H_i	Un-coded high level
L_o	Un-coded low level
k	Number of factors
α	Codified value
β_0	Constant
β_i	Slope or linear effect

X_i, β_{ii}	Factor is the quadratic effect
X_i, β_{ij}	Interaction effect
ε	Residual term
X_i and X_j	Input factors



CHAPTER 1

INTRODUCTION

1.1 Background

Photovoltaic (PV) power systems are simple, flexible, modular, and adaptable to many different applications in an almost infinite number of sizes and in diverse environments (Al-Otaibi *et al.*, 2015; Azah and Tamer, 2013; Mehmood *et al.*, 2017). In addition to these advantages, the PV system directly converts solar radiation into electricity through the PV system (Koad *et al.*, 2016; Sawant and Bhattar, 2016; Shi *et al.*, 2015). The operating condition of these systems is another challenge to its fullest performance (Mehmood *et al.*, 2017).

The dust particles which existing in the air can be accumulate on the surface of a photovoltaic (PV) module, and create a dust layer on it, which leads to a reduction of the valid solar irradiation onto solar cells (Jamil *et al.*, 2017; Mazumder *et al.*, 2017; Xingcai and Kun, 2018). the reduction in panel capacity due to surface dust accumulated over several months is up to 40%, and it decreases with the increasing of dust(Bouaddi *et al.*, 2017; Walwil *et al.*, 2017; Xingcai and Kun, 2018). Therefore dust accumulation is a major problem facing the solar energy technologies in terms of improvement of its capacity(Chang and Lee, 2016; Middleton, 2017). The systems are usually installed in an open space such as deserts (Blakowski *et al.*, 2016; Walwil *et al.*, 2017), where a high solar radiation exists. The solar radiation varies from one country to others as clearly indicated in Figure 1.1, and these areas also coincide with high rate of accumulated dust as shown in Figure 1.2.

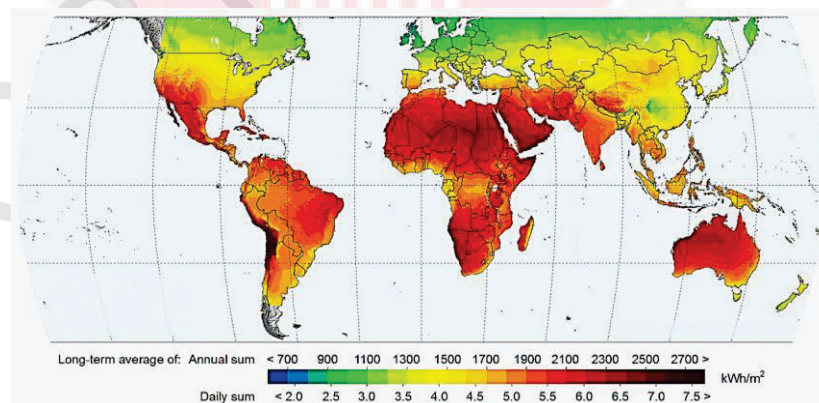


Figure 1.1 : Maps of global horizontal irradiation (GHI)
(Kannan and Vakeesan, 2016)

The strategy to prevent that challenge is the use of a suitable dust removing technique to increase the capacity of solar energy conversion into electricity (Ba *et al.*, 2017; Hassan *et al.*, 2017; Manokar *et al.*, 2018).

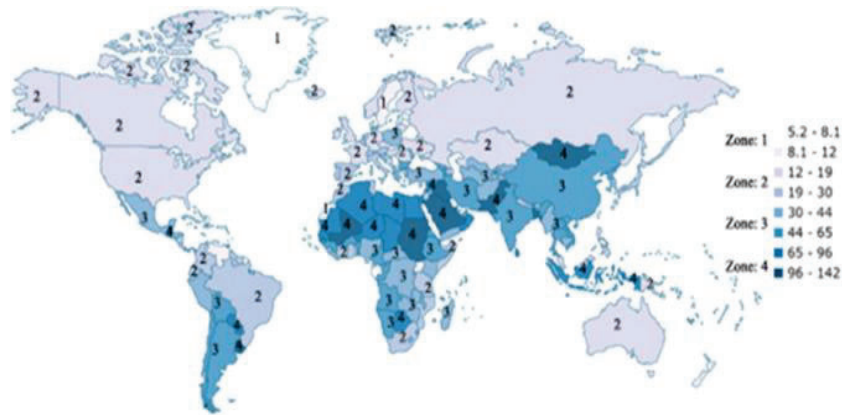


Figure 1.2 : Dust intensity around world (Maghami *et al.*, 2016)

Dust removal techniques for PV panels are one of the reasons which have an effect on PV performance (Ba *et al.*, 2017; Fouad *et al.*, 2017; Hassan *et al.*, 2017). However, the continuous cleaning of the photovoltaic collector surface to ensure continuity of good quality transmittance (Kebour *et al.*, 2017). Usually the recommended cleaning frequency is based on economic analyses of these techniques (Hammad *et al.*, 2017; Said *et al.*, 2018). Cleaning techniques involved usually falls into the major classification of active (mechanical and electrical) and passive techniques (natural) for dust removal (Said *et al.*, 2018) as shown in Figure 1.3. Dust removal techniques can be categorized briefly into three (3) categories: natural, mechanical and electrical. However, this study will focus on a mechanical wind powered dust removal technique for solar panel through an optimization method.

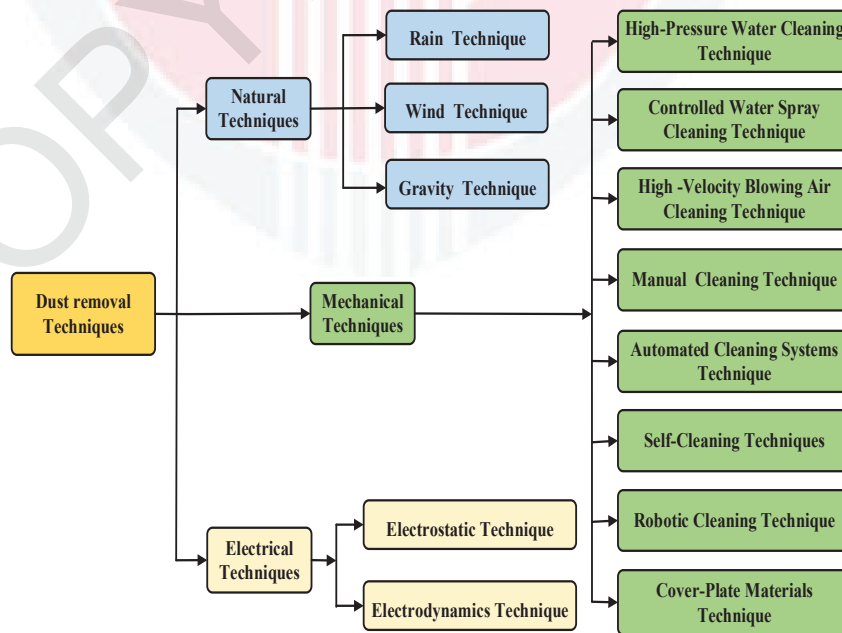


Figure 1.3 : Classification of dust removal techniques from solar panels

The optimization of the optimum conditions for the factors reaction variables using Response Surface Methodology (RSM) allows determining the optimal values in a defined range with a minimum set of experiments (Ghosal *et al.*, 2018). Design of experiments that is made by RSM is a large and well developed field for understanding and improving the performance of complex systems (Chaudhary *et al.*, 2018; Jaafari *et al.*, 2018). RSM allows an appropriate design of the experiments (Matias-Guiu *et al.*, 2018), and diminution the number of runs (Tyagi *et al.*, 2018). In addition, the modeling of the system facilitates the interpretation of multivariate phenomena and is valuable tool for scaling up (Malik and Pakzad, 2018) . In fact, RSM, can be used to estimate the relative significance of three or more affecting factors even in the presence of complex interactions between them using a lowest number of experiments (Anwar *et al.*, 2018; Chuahy and Kokjohn, 2017). It is important to fit a mathematical model equation in order to approximate a relationship between dependent and independent variables and determine the optimum settings of these variables that result in the maximum response (Bedin *et al.*, 2018). Based on the above another optimization method is Particle Swarm Optimization (PSO) was used under the verification procees for the empirical model acquired by RSM.

1.2 Problem statement

Solar panels(PVs) are usually installed in an open space such as deserts (Anglani *et al.*, 2017; Blakowski *et al.*, 2016), where a high solar irradiation exists. Moreover, dust accumulation on the surface of the solar panel significantly affects the PV efficiency (Alnaser, 2018; Piedra and Moosmüller, 2017). Therefore, this problem is an important area of research in solar system (Fouad *et al.*, 2017; Piedra and Moosmüller, 2017).

Dust accumulation which has been critical issues to the operation of PV (Chang and Lee, 2016; Mehmood *et al.*, 2017; Middleton, 2017; Walwil *et al.*, 2017), where in desert areas such as Middel- East countries, occurrence of dust storms are frequent (Boddupalli *et al.*, 2017). The accumulated dust must be cleaned regularly and directly after each dust storm (Said *et al.*, 2018); such as in Iraq (Chaichan *et al.*, 2018; Saidan *et al.*, 2016). Qatar (Javed *et al.*, 2017; Kawamoto and Guo, 2018), Iran (Gholami *et al.*, 2017a; Gholami *et al.*, 2017b), Jordan (Hammad *et al.*, 2017), Saudi Arabia (Jones *et al.*, 2016).

The weakness of many existing dust removal techniques has been demonstrated by various studies in last two decades. Many of these techniques are designed to consume power from the solar plant and without mention to the levels of affected parameters (Fouad *et al.*, 2017). The affected parameters are; tilt angle, dust size, dust quantity and wind speed (Elbreki *et al.*, 2016; Said *et al.*, 2018).The affected parameters have been not fully studied because of the huge number of experimental runs (3125 runs) for five levels and can be time consuming (Antil-Martini *et al.*, 2017). This issue can be solved by using response surface methodology (RSM) as an optimization method to produce an empirical model for the dust removal experiments (Chuahy and Kokjohn, 2017; Nazari *et al.*, 2017).

Although wind energy has potential energy to power a mechanical vibrator and can be used in significant way for dust removal, the following problems have been identified:

- 1 Evaluation of minimum required force that overcomes the adhesive force, i.e. prevent re-suspension of dust particle on the panel surface and hence proof of concept for vibrator to work for such application. Few studies have been carried out to evaluate the adhesive force (Debrincat *et al.*, 2008; Said and Walwil, 2014), but these studies consider only the effect of relative humidity on the adhesive force with no indication about minimum force value that can be added to dust particle for overcoming the forces acting on dust particle (Mazumder *et al.*, 2017). Thus there is a need to quantify the minimum force to make the average size dust afloat on the solar panel.
Wind power, a renewable energy source, where the potential of wind could be derived many mechanical types of equipment (Dupont *et al.*, 2018). Therefore wind power can be used to power the mechanical vibrator which generated an excitation force for the accumulated dust particles and put these particles at free position to be removed from panel surface.
Vibrating force which is generated via wind powered mechanical vibrator, as a sinusoidal excitation force has the capability to over come the adhesive force (Boddupalli *et al.*, 2017; Hudelson *et al.*, 2014), by producing the acceleration to the accumulated dust particles and increase in kinetic energy level for these particles (Aidara *et al.*, 2018; Sayyah *et al.*, 2017), to allow these particles to be removed away from panel surface. Hence, added as a fifth parameter under the test for the new concept and considered as an effected parameter for the test.
- 2 The current dust removal techniques provides no leveling (ranking) for effected parameters (Slocum *et al.*, 2011). Thus a comprehensive approach is required to consider the main factors that effect on the performance of vibrator and using optimization method can provide a comprehensive approach to produce reliable result without sacrificing sensitivity.
- 3 In desert environments which are widely existing between 15° and 35° N latitude, there will be some extreme weather events that require cleaning of all types of PV modules (Babatunde *et al.*, 2018; Fouad *et al.*, 2017). This information is translated into focusing of solar panel tilt angle between 15° and 35° (Paudyal and Shakya, 2016).
- 4 There is no recommended constant frequency for cleaning PV unit, especially in dry areas (Chaichan and Kazem, 2017; Hassan *et al.*, 2017; Said *et al.*, 2018). A systematic approach is to determine an empirical model to optimize contributions of factors i.e. tilt angle, wind speed and dust character.

1.3 Study objectives

The main objective of this study is to optimize a wind powered of dust removal technique for solar panel that can provide an excitation force to overcome the adhesive force between dust particles and solar panel surface. The specific objectives are as follows:

1. To determine vibration response of the solar panel from mechanical vibrator to establish performing proof of concept.
2. To investigate the effect various levels for tilt angle, vibrating force, dust quantity, dust size and wind speed on dust removal index, with and without vortex generators using results from objective one.
3. To verify experimentally the effectiveness of the new wind powered vibrator to remove the dust from solar panel against electrical vibrator.
4. To propose an empirical relationship to estimate the dust removal from the solar panel using optimization methods (RSM and verified by PSO techniques).

1.4 Significance of Research

Dust falling on the surface of the PV greatly affects the energy produced by this unit. Therefore, the dust removal process is important in generating electric power using solar system. The traditional dust removal techniques increase the cost of converting solar energy to electricity energy. This study is concerned to optimize and model for a new dust removal technique for PV powered by wind energy with continuous operation. The optimization of the optimum conditions for the independent parameters using RSM allows us to find the optimal values in a defined range with a minimum set of experiments. The developed empirical model deals with the factors affecting this technique and the model can be used as a guide to engineering designers for the installation of PV plants. This model is experimentally designed and optimized using RSM to find the optimal values of independent parameters and verified by PSO.

1.5 Scope of Study

The research approach followed in this study comprises of a literature survey, an extensive experimental program, theoretical analysis using rational model and numerical simulations. Figure 1.4, shows a schematic representation of the research approach adopted in this study to develop a wind powered dust removal technique from solar panel. This development is optimized by two optimization methods; Response Surface Methodology (RSM) and Particle Swarm Optimization (PSO).

Nomination of effective parameters for this technique takes in consideration the most effective parameters on PV performance and accumulated dust on PV surface, which are tilt angle, wind speed, dust size and dust quantity, from previous study, according to the particular area between 15° and 35° N latitude angle as shown in Figures (1.1 and 1.2), that corresponds to tilt angles of 15° - 35°, while the fifth parameter nominated from Proof of Concept (PoC) during the experimental rig running with nominated wind speed values. The average values of wind speed at high accumulated dust areas are occur between 1 to 5 m/sec, especially in the Middle East countries such as Baghdad (Kazem *et al.*, 2014), Tehran (Gholami *et al.*, 2018), Palestine (Goossens and Offer, 1995), Saudi Arabia (Chen *et al.*, 2018; Shaahid *et al.*, 2018), the northern area of Arabian Gulf (Al-Salem *et al.*, 2018). Dust sizes and dust quantity are different from

site to another (Chaichan and Kazem, 2017; Elminir *et al.*, 2006; Fathi *et al.*, 2017b; Fraga *et al.*, 2018; Gholami *et al.*, 2018; Jordan *et al.*, 2010; Styszko *et al.*, 2018). Therefore, in current study nomination of these two parameters is according to previous studies; with range 1 to 5 g/m² for dust quantity, and less than 20µm to 250µm dust size. These parameters are nominated by five levels for each one to be more accurate in evaluation the effect of each. While solar panel size (1050×540×2) mm, model BSP32-100 was used as it is a common size and available in the market.

The experimental and theoretical programs comprise proof of concept for the new technique. Also, the critical line between levitation and non-levitation zones according to dust particle size was evaluated with assumptions; that dust particles have a spherical shape (Style *et al.*, 2013), stable not reactive, uniformly distribution and a solid body, levitation mean that dust particle at this period is overcome adhesive force, whereas the particle in the transport period (Zhang *et al.*, 2018). Wind powered the mechanical vibrator which produced an excitation force for accumulated dust on PV surface, where the accumulated dust and solar panel is one rigid body. Therefore kinetic energy observed by solar panel transfer directly to dust particles, with a minimum capability of removing the accumulated dust more than 90% from the panel surface (Mazumder *et al.*, 2017).

Improvement of wind effect for dust removal by using vortex generators in the wind direction to added more energy for dust particles that accumulated on PV surface. Others include the independent parameters screening to examine the performance of new dust removal technique with and without vortex generators.

Most importantly the evaluation of the performance of mechanical vibrator will provide a new concept in dust removing techniques, which is through applying an excitation force on the accumulated dust by converting the wind energy into vibration mechanical energy for solar panel. The experimental design is designed by using RSM which also attained an empirical model for the new dust removal technique. Also using optimization methods RSM to overcome the huge number of experimental runs (3125 runs), and constraint of time, while PSO is used to verify the empirical model which was formulated using RSM. Data for RSM are obtained from experiments using experimental rig as shown in Figure 3.9.

The current study is limited to the ordinary indoor test; experimental data collected in sunny days then environmental parameters like relative humidity is excluded in the current study. Wind direction is fixed and the wind attack angle is zero at the front view. Life expectancy of prototype, resonance, durability are ignored. However, during tests 6 mode shapes were conducted to ensure that natural frequency is never achieved, where the simulation achieved the PV surface not including the supporting structure for it. Dust that used in experimental work is collected from local area of Universiti of Putra Malaysia (UPM).

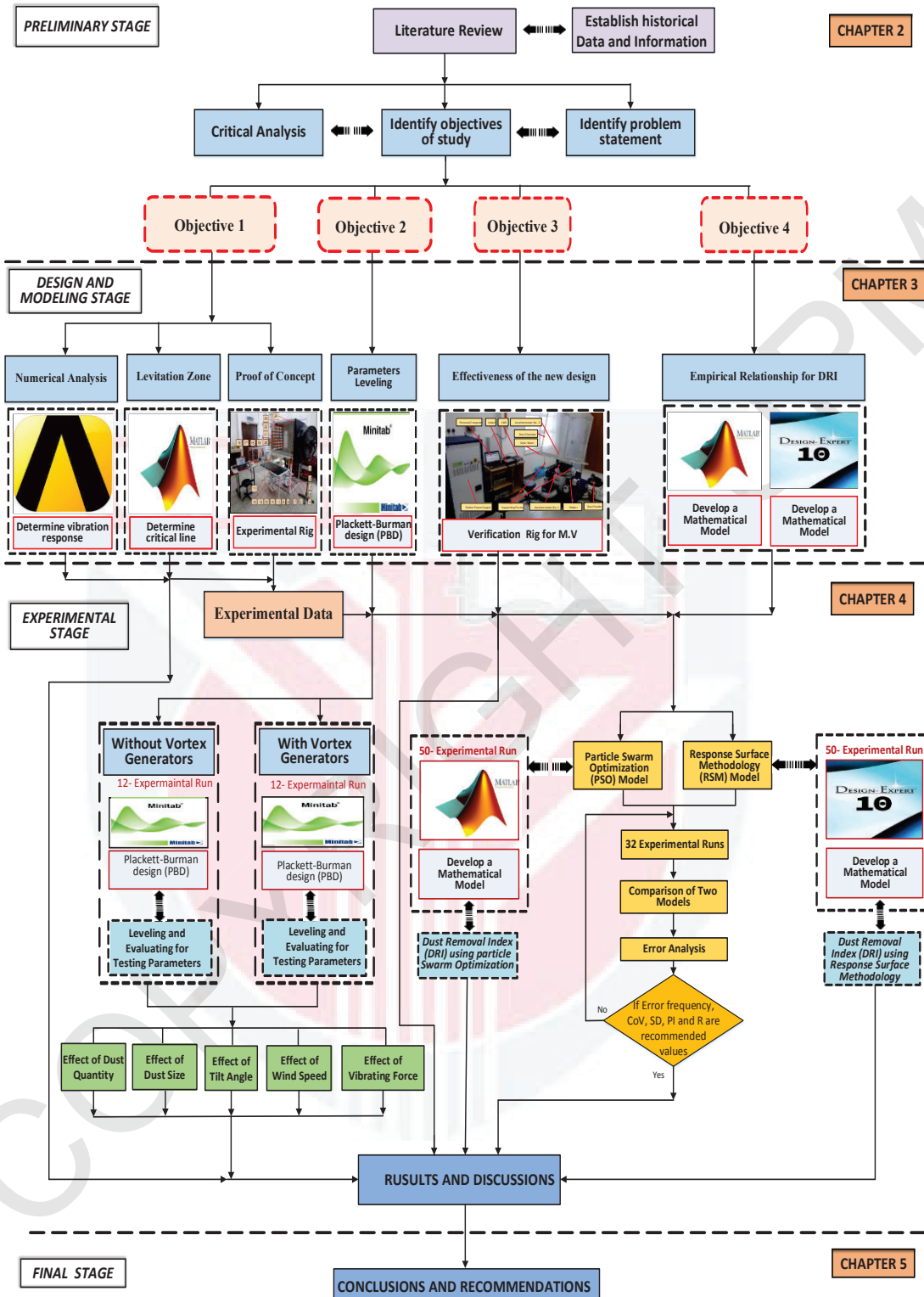


Figure 1.4 : Schematic representation of research approach

1.6 Thesis outline

This research was formatted with five chapters in accordance with the guidelines for thesis preparation, March 2004, provided by the School of Graduate Studies, Universiti Putra Malaysia.

Chapter 1 contains brief overview, statement of problem, objectives, scope of the current study and thesis outline.

Chapter 2 covers the background of the research regarding the dust removal techniques, dust accumulation on solar panel and its effect on panel performance, forces acting on dust particle, tilt angle, wind speed, Design of Experiment (DoE) and Particle Swarm Optimization (PSO) technique.

Chapter 3 presents the details of the methodology which was divided into parts i.e. experimental and numerical. The experimental program detailed out the testing procedure such as geometrical and material properties, test setup used and theoretical program. While the numerical part deals with the numerical analysis procedure for the achievement of stated objectives.

Chapter 4 presents the results and discussions of the experimental, theoretical and numerical findings.

Finally, Chapter 5 presents a general conclusion of the results obtained from the experiments and theoretical aspect with regard to the problems and observations. Recommendations for further studies were also stated.

REFERENCES

- Abawi, Y., Rennhofer, M., Berger, K., Wascher, H., and Aichinger, M. (2016). Comparison of theoretical and real energy yield of direct DC-power usage of a Photovoltaic Façade system. *Renewable energy*, 89, 616-626.
- Abdeen, E., Orabi, M., and Hasaneen, E.-S. (2017). Optimum tilt angle for photovoltaic system in desert environment. *Solar Energy*, 155, 267-280.
- Abderrezek, M., and Fathi, M. (2018). Effect of Dust Deposition on the Performance of Thin Film Solar Cell. *Elektronika ir Elektrotechnika*, 24 (1), 41-45.
- Abdullah, I., Akayleh, A., Al-Soud, M., and Abdallah, S. (2018). Self-cleaning and self-cooling photovoltaic system with feedback control. *International Journal of Energy & Environment*, 9 (1)
- Abuduwaili, J., Gabchenko, M., and Junrong, X. (2008). Eolian transport of salts—a case study in the area of Lake Ebinur (Xinjiang, Northwest China). *Journal of Arid Environments*, 72 (10), 1843-1852.
- Acrylic, P. C. (2018). Perspex. Retrieved from <https://www.perspex.co.uk/applications/designers-specification/>
- Adinoyi, M. J., and Said, S. A. (2013). Effect of dust accumulation on the power outputs of solar photovoltaic modules. *Renewable energy*, 60, 633-636.
- Afshar-Mohajer, N., Wu, C.-Y., Moore, R., and Sorloaica-Hickman, N. (2014). Design of an electrostatic lunar dust repeller for mitigating dust deposition and evaluation of its removal efficiency. *Journal of Aerosol Science*, 69, 21-31.
- Ahmed, O. K. (2016). Effect of the Dust on the Performance of Solar Water Collectors in Iraq. *International Journal of Renewable Energy Development*, 5 (1), 65-72.
- Ahmed, O. K., and Mohammed, Z. A. (2017). Dust effect on the performance of the hybrid PV/Thermal collector. *Thermal Science and Engineering Progress*, 3, 114-122.
- AIDARA, M. C., NDIAYE, M. L., MBAYE, A., SYLLA, M., NDIAYE, P. A., and NDIAYE, A. (2018). Study of the performance of a system for dry cleaning dust deposited on the surface of solar photovoltaic panels. *International Journal of Physical Sciences*, 13 (2), 16-23.
- Akin, J. E. (2005). *Finite element analysis with error estimators: An introduction to the FEM and adaptive error analysis for engineering students*: Elsevier.
- Al-Awadhi, J. M., and AlShuaibi, A. A. (2013). Dust fallout in Kuwait city: deposition and characterization. *Science of the total environment*, 461, 139-148.
- Al-Dousari, A. M., and Al-Awadhi, J. (2012). Dust fallout in northern Kuwait, major sources and characteristics. *Kuwait Journal of Science*, 39 (2A), 171-187.

- Al-Hasan, A. Y., and Ghoneim, A. A. (2005). A new correlation between photovoltaic panel's efficiency and amount of sand dust accumulated on their surface. *International Journal of Sustainable Energy*, 24 (4), 187-197.
- Al-Jawah, M. J. (2014). *A decision aiding framework for investing in cleaning systems for solar photovoltaic (PV) power plants in arid regions*. The George Washington University.
- Al-Otaibi, A., Al-Qattan, A., Fairouz, F., and Al-Mulla, A. (2015). Performance evaluation of photovoltaic systems on Kuwaiti schools' rooftop. *Energy Conversion and Management*, 95, 110-119.
- Al-Salem, K., Neelamani, S., and Al-Nassar, W. (2018). Wind Energy Map of Arabian Gulf. *Natural Resources*, 9 (05), 212.
- Al-Sulttani, A. O., Ahsan, A., Hanoon, A. N., Rahman, A., Daud, N., and Idrus, S. (2017). Hourly yield prediction of a double-slope solar still hybrid with rubber scrapers in low-latitude areas based on the particle swarm optimization technique. *Applied Energy*, 203, 280-303.
- Al Shehri, A., Parrott, B., Carrasco, P., Al Saiari, H., and Taie, I. (2016). Impact of dust deposition and brush-based dry cleaning on glass transmittance for PV modules applications. *Solar Energy*, 135, 317-324.
- Al Shehri, A., Parrott, B., Carrasco, P., Al Saiari, H., and Taie, I. (2017). Accelerated testbed for studying the wear, optical and electrical characteristics of dry cleaned PV solar panels. *Solar Energy*, 146, 8-19.
- Alam, T., and Kim, M.-H. (2018). A comprehensive review on single phase heat transfer enhancement techniques in heat exchanger applications. *Renewable and Sustainable Energy Reviews*, 81, 813-839.
- Alexander, G., and Alexander, T. (2002). Beware of Q2. *J Mol Graph Model*, 20 (4), 269-276.
- Ali, H. M., Zafar, M. A., Bashir, M. A., Nasir, M. A., Ali, M., and Siddiqui, A. M. (2015). Effect of dust deposition on the performance of photovoltaic modules in Taxila, Pakistan. *Thermal Science*(00), 46-46.
- Ali, M., Iqbal, M. H., Sheikh, N. A., Ali, H. M., Shehryar Manzoor, M., Khan, M. M., and Tamrin, K. F. (2017). Performance Investigation of Air Velocity Effects on PV Modules under Controlled Conditions. *International Journal of Photoenergy*, 2017
- Alnaser, N., Al Othman, M., Dakhel, A., Batarseh, I., Lee, J., Najmaii, S., Alothman, A., Al Shawaikh, H., and Alnaser, W. (2018). Comparison between performance of man-made and naturally cleaned PV panels in a middle of a desert. *Renewable and Sustainable Energy Reviews*, 82, 1048-1055.
- Alnaser, N. W. (2018). First smart 8.64 kW BIPV in a building in Awali Town at Kingdom of Bahrain. *Renewable and Sustainable Energy Reviews*, 82, 205-214.

- Aman, M., Jasmon, G., Bakar, A., and Mokhlis, H. (2014). A new approach for optimum simultaneous multi-DG distributed generation Units placement and sizing based on maximization of system loadability using HPSO (hybrid particle swarm optimization) algorithm. *Energy*, 66, 202-215.
- Anderson Jr, J. (2009). Governing equations of fluid dynamics *Computational fluid dynamics* (pp. 15-51): Springer.
- Anderson, M., Grandy, A., Hastie, J., Sweezey, A., Ranky, R., Mavroidis, C., and MARKOPOULOS, Y. P. (2009). *Robotic device for cleaning photovoltaic panel arrays*. Paper presented at the 12th International Conference on Climbing and Walking Robots and the Support Technologies for Mobile Machines.
- Anglani, F., Barry, J., and Dekkers, W. (2017). Development and Validation of a Stationary Water-Spray Cleaning System for Concentrated Solar Thermal (CST) Reflectors. *Solar Energy*, 155, 574-583.
- Ansys, I. ANSYS Meshing User's Guide. vol, 15317, 724-746.
- Ansys, I. (2013). ANSYS Meshing User's Guide. vol, 15317, 724-746.
- Antil-Martini, K., Contreras, D., Yáñez, J., Cornejo, L., Santander, P., and Mansilla, H. D. (2017). Solar light driven oxidation of gentisic acid on ZnO. *Solar Energy*, 142, 26-32.
- Antunes, G. R., and Masuero, Â. B. (2016). Flexural tensile strength in mortar coating reinforced with different types of metal mesh: A statistical comparison. *Construction and Building Materials*, 121, 559-568.
- Anwar, M., Rasul, M. G., and Ashwath, N. (2018). Production optimization and quality assessment of papaya (*Carica papaya*) biodiesel with response surface methodology. *Energy Conversion and Management*, 156, 103-112.
- Asgari, B., and Amani, E. (2017). A multi-objective CFD optimization of liquid fuel spray injection in dry-low-emission gas-turbine combustors. *Applied Energy*, 203, 696-710.
- Ashgriz, N., and Mostaghimi, J. (2002). An introduction to computational fluid dynamics. *Fluid flow handbook. McGraw-Hill Professional*
- Ashour, A. F., and Rishi, G. (2000). Tests of reinforced concrete continuous deep beams with web openings. *ACI Structural Journal*, 97 (3)
- Askarzadeh, A. (2014). Comparison of particle swarm optimization and other metaheuristics on electricity demand estimation: A case study of Iran. *Energy*, 72, 484-491.
- Asl-Soleimani, E., Farhangi, S., and Zabihi, M. (2001). The effect of tilt angle, air pollution on performance of photovoltaic systems in Tehran. *Renewable energy*, 24 (3), 459-468.
- Azah, M., and Tamer, K. (2013). A review of photovoltaic systems size optimization techniques. *Renewable and Sustainable Energy Reviews*

- Ba, H. T., Cholette, M., Wang, R., Borghesani, P., Ma, L., and Steinberg, T. (2017). Optimal condition-based cleaning of solar power collectors. *Solar Energy*, 157, 762-777.
- Babatunde, A., Abbasoglu, S., and Senol, M. (2018). Analysis of the impact of dust, tilt angle and orientation on performance of PV Plants. *Renewable and Sustainable Energy Reviews*, 90, 1017-1026.
- Babuška, I., and Strouboulis, T. (2001). *The finite element method and its reliability*: Oxford university press.
- Badawy, M. I., Hernandez, M. D., and Al-Harthy, F. T. (1992). Sources of pollution at Mina al Fahal coastal area. *Bulletin of Environmental Contamination and toxicology*, 49 (6), 813-820.
- Bagheri, M., Bagheri, M., Gandomi, A. H., and Golbraikh, A. (2012). Simple yet accurate prediction method for sublimation enthalpies of organic contaminants using their molecular structure. *Thermochimica acta*, 543, 96-106.
- Bahrami, S., Hooshmand, R.-A., and Parastegari, M. (2014). Short term electric load forecasting by wavelet transform and grey model improved by PSO (particle swarm optimization) algorithm. *Energy*, 72, 434-442.
- Balme, M., and Hagermann, A. (2006). Particle lifting at the soil- air interface by atmospheric pressure excursions in dust devils. *Geophysical research letters*, 33 (19)
- Bathe, K.-J. (2006). *Finite element procedures*: Klaus-Jurgen Bathe.
- Batzelis, E. I., Routsolias, I. A., and Papathanassiou, S. A. (2014). An Explicit PV String Model Based on the Lambert W Function and Simplified MPP Expressions for Operation Under Partial Shading. *IEEE Transactions on Sustainable Energy*, 5 (1), 301-312.
- Bedin, K. C., Cazetta, A. L., Souza, I. P., Pezoti, O., Souza, L. S., Souza, P. S., Yokoyama, J. T., and Almeida, V. C. (2018). Porosity enhancement of spherical activated carbon: Influence and optimization of hydrothermal synthesis conditions using response surface methodology. *Journal of environmental chemical engineering*, 6 (1), 991-999.
- Beigi, A. M., and Maroosi, A. (2018). Parameter identification for solar cells and module using a Hybrid Firefly and Pattern Search Algorithms. *Solar Energy*, 171, 435-446.
- Bergin, M. H., Ghoroi, C., Dixit, D., Schauer, J. J., and Shindell, D. T. (2017). Large reductions in solar energy production due to dust and particulate air pollution. *Environmental Science & Technology Letters*, 4 (8), 339-344.
- Bevington PR, R. D. (2003). *Data reduction and error analysis for the physical sciences* (3 rd ed.). Boston: McGraw-Hill.
- Bhattacharya, T., Chakraborty, A., and Pal, K. (2015). Influence of Environmental Dust on the Operating Characteristics of the Solar PV Module in Tripura, India. *International Journal of Engineering Research*, 4 (3)

- Biao, S., and Chuan, H. (2014). Mutation particle swarm optimization algorithm for solving the optimal operation model of thermal power plants. *Journal of renewable and sustainable energy*, 6 (4), 043118.
- Blakowski, M. A., Aciego, S. M., Delmonte, B., Baroni, C., Salvatore, M. C., and Sims, K. W. (2016). A Sr-Nd-Hf isotope characterization of dust source areas in Victoria Land and the McMurdo Sound sector of Antarctica. *Quaternary Science Reviews*, 141, 26-37.
- Bland, J. M., and Altman, D. G. (1999). Measuring agreement in method comparison studies. *Statistical methods in medical research*, 8 (2), 135-160.
- Bland, J. M., and Altman, D. G. (2007). Agreement between methods of measurement with multiple observations per individual. *Journal of biopharmaceutical statistics*, 17 (4), 571-582.
- Bock, J. P., Robinson, J., Sharma, R., Zhang, J., and Mazumder, K. (2008). *An efficient power management approach for self-cleaning solar panels with integrated electrodynamic screens*. Paper presented at the Proc. ESA Annual Meeting on Electrostatics.
- Boddupalli, N., Singh, G., Chandra, L., and Bandyopadhyay, B. (2017). Dealing with dust—Some challenges and solutions for enabling solar energy in desert regions. *Solar Energy*, 150, 166-176.
- Bonkaney, A. L., Saidou, M., and Adamou, R. (2017). Impact of Climatic Parameters on the Performance of Solar Photovoltaic (PV) Module in Niamey. *Smart Grid and Renewable Energy*, 8 (12), 379.
- Bösiger, P., Richard, I. M., Le Gat, L., Michen, B., Schubert, M., Rossi, R. M., and Fortunato, G. (2018). Application of response surface methodology to tailor the surface chemistry of electrospun chitosan-poly (ethylene oxide) fibers. *Carbohydrate polymers*, 186, 122-131.
- Bouaddi, S., Ihlal, A., and Fernández-García, A. (2017). Comparative analysis of soiling of CSP mirror materials in arid zones. *Renewable energy*, 101, 437-449.
- Brambilla, S., Speckart, S., and Brown, M. J. (2017). Adhesion and aerodynamic forces for the resuspension of non-spherical particles in outdoor environments. *Journal of Aerosol Science*, 112, 52-67.
- Browne, M. C., Boyd, E., and McCormack, S. J. (2017). Investigation of the corrosive properties of phase change materials in contact with metals and plastic. *Renewable energy*, 108, 555-568.
- Calautit, J. K., O'Connor, D., Sofotasiou, P., and Hughes, B. R. (2015). CFD simulation and optimisation of a low energy ventilation and cooling system. *Computation*, 3 (2), 128-149.
- Calle, C., Immer, C., Clements, J., Chen, A., Buhler, C., Lundeen, P., Mantovani, J., Starnes, J., Michalenko, M., and Mazumder, M. (2006). Electrodynamic dust shield for surface exploration activities on the moon and Mars.

- Cañete, C., Moreno, R., Carretero, J., Piliouline, M., Sidrach-de-Cardona, M., Hirose, J., and Ogawa, S. (1990). COMPARATIVE ANALYSIS OF ENERGY PRODUCED BY PHOTOVOLTAIC MODULES WITH ANTI-SOILING COATING SURFACE IN ARID CLIMATES. *Energy*, 37 (1), 73-84.
- Cano, J. (2011). *Photovoltaic modules: effect of tilt angle on soiling*. Arizona State University.
- Carcangiu, C. E. (2008). *CFD-RANS study of horizontal axis wind turbines*. (Doctor of Philosophy), Università degli Studi di Cagliari.
- Cattle, S., McTainsh, G. H., and Wagner, S. (2002). Aeolian dust contributions to soil of the Namoi Valley, northern NSW, Australia. *Catena*, 47 (3), 245-264.
- Cebeci, T., Shao, J. P., Kafyeke, F., and Laurendeau, E. (2005). *Computational fluid dynamics for engineers*: Springer Berlin Heidelberg.
- Cen, Z., Kubiak, P., López, C. M., and Belharouak, I. (2018). Demonstration study of hybrid solar power generation/storage micro-grid system under Qatar climate conditions. *Solar energy materials and solar cells*
- Chaichan, M. T., Abass, K. I., and Kazem, H. A. (2018). Dust and Pollution Deposition Impact on a Solar Chimney Performance. *International Research Journal of Advanced Engineering and Science*, 3 (1), 127-132.
- Chaichan, M. T., Kazem, H., Kazem, A., Abaas, K., and Al-Asadi, K. (2015a). The Effect of Environmental Conditions on Concentrated Solar System in Desertic Weathers. *International Journal of Scientific and Engineering Research*, 6 (5), 850-856.
- Chaichan, M. T., and Kazem, H. A. (2017). Effect of sand, ash and soil on photovoltaic performance: An experimental study. *International Journal of Scientific Engineering and Science*, 1 (2), 27-32.
- Chaichan, M. T., Mohammed, B. A., and Kazem, H. A. (2015b). Effect of pollution and cleaning on photovoltaic performance based on an experimental study. *International Journal of Scientific and Engineering Research*, 6 (4), 594-601.
- Chaichan, M. T., Mohammed, B. A., and Kazem, H. A. (2015c). Effect of pollution and cleaning on photovoltaic performance based on experimental study. *International Journal of Scientific & Engineering Research*, 6 (4), 594-601.
- Chakravorty, A. (2018). Process intensification by pulsation and vibration in miscible and immiscible two component systems. *Chemical Engineering and Processing-Process Intensification*
- Chamoli, S., Thakur, N., and Saini, J. (2012). A review of turbulence promoters used in solar thermal systems. *Renewable and Sustainable Energy Reviews*, 16 (5), 3154-3175.
- Chang, C.-T., and Lee, H.-C. (2016). Taiwan's renewable energy strategy and energy-intensive industrial policy. *Renewable and Sustainable Energy Reviews*, 64, 456-465.

- Chaudhary, P., Verma, A., Kumar, S., and Gupta, V. (2018). Experimental design and optimization of castor oil transesterification process by response surface methodology. *Biofuels*, 9 (1), 7-17.
- Chen, G., Liu, L., Song, P., and Du, Y. (2014a). Chaotic improved PSO-based multi-objective optimization for minimization of power losses and L index in power systems. *Energy Conversion and Management*, 86, 548-560.
- Chen, J.-H., Yau, H.-T., and Hung, W. (2014b). Design and study on sliding mode extremum seeking control of the chaos embedded particle swarm optimization for maximum power point tracking in wind power systems. *Energies*, 7 (3), 1706-1720.
- Chen, W., Castruccio, S., Genton, M. G., and Crippa, P. (2018). Current and Future Estimates of Wind Energy Potential Over Saudi Arabia. *Journal of Geophysical Research: Atmospheres*, 123 (12), 6443-6459.
- Chesnutt, J. K., Ashkanani, H., Guo, B., and Wu, C.-Y. (2017). Simulation of microscale particle interactions for optimization of an electrodynamic dust shield to clean desert dust from solar panels. *Solar Energy*, 155, 1197-1207.
- Chu, K., and Yu, A. (2008). Numerical simulation of complex particle–fluid flows. *Powder Technology*, 179 (3), 104-114.
- Chuahy, F. D., and Kokjohn, S. L. (2017). High efficiency dual-fuel combustion through thermochemical recovery and diesel reforming. *Applied Energy*, 195, 503-522.
- Ciani, L., Farina, A., Catelani, M., Pacini, L., Baldi, A., Calastrini, S., Carnevale, E., Bruzzi, M., and Signorini, L. (2017). *Self-cleaning of Si photovoltaic modules by a nanostructured TiO₂ spray-coating*. Paper presented at the Instrumentation and Measurement Technology Conference (I2MTC), 2017 IEEE International.
- Ciobanu, D., Visa, I., and Duta, A. (2014). Solar thermal collectors outdoor testing in saline environment. *Energy Procedia*, 48, 707-714.
- Clark, P., Curtis, S., Minetto, F., and Keller, J. (2007). *Finding a dust mitigation strategy that works on the lunar surface*. Paper presented at the Lunar and Planetary Science Conference.
- Conceição, R., Silva, H. G., Mirão, J., Gostein, M., Fialho, L., Narvarte, L., and Collares-Pereira, M. (2018). Saharan dust transport to Europe and its impact on photovoltaic performance: A case study of soiling in Portugal. *Solar Energy*, 160, 94-102.
- Cui, Y., and Liang, Y. (2014). Direct transesterification of wet *Cryptococcus curvatus* cells to biodiesel through use of microwave irradiation. *Applied Energy*, 119, 438-444.
- Danardono, D., Kim, K.-S., Lee, S.-Y., and Lee, J.-H. (2011). Optimization the design of venturi gas mixer for syngas engine using three-dimensional CFD modeling. *Journal of mechanical science and technology*, 25 (9), 2285-2296.

- Darwish, Z. A., Kazem, H. A., Sopian, K., Alghoul, M., and Chaichan, M. T. (2013). Impact of some environmental variables with dust on solar photovoltaic (PV) performance: review and research status. *International Journal of Energy and Environment*, 7 (4), 152-159.
- de Oliveira, M. C. C., Cardoso, A. S. A. D., Viana, M. M., and Lins, V. d. F. C. (2018). The causes and effects of degradation of encapsulant ethylene vinyl acetate copolymer (EVA) in crystalline silicon photovoltaic modules: A review. *Renewable and Sustainable Energy Reviews*, 81, 2299-2317.
- Deb, D., and Brahmabhatt, N. L. (2017). Review of yield increase of solar panels through soiling prevention, and a proposed water-free automated cleaning solution. *Renewable and Sustainable Energy Reviews*
- Debrincat, D., Solnordal, C., and Van Deventer, J. (2008). Characterisation of inter-particle forces within agglomerated metallurgical powders. *Powder Technology*, 182 (3), 388-397.
- Deeying, J., Asawarungsaengkul, K., and Chutima, P. (2018). Multi-objective optimization on laser solder jet bonding process in head gimbal assembly using the response surface methodology. *Optics & Laser Technology*, 98, 158-168.
- Derjaguin, B. V., Muller, V. M., and Toporov, Y. P. (1975). Effect of contact deformations on the adhesion of particles. *Journal of Colloid and Interface Science*, 53 (2), 314-326.
- Dorigo, M., Maniezzo, V., Colorni, A., and Maniezzo, V. (1991). Positive feedback as a search strategy.
- Dove, A., Devaud, G., Wang, X., Crowder, M., Lawitzke, A., and Haley, C. (2011). Mitigation of lunar dust adhesion by surface modification. *Planetary and Space Science*, 59 (14), 1784-1790.
- Dukkipati, R. V. (2007). *Solving vibration analysis problems using MATLAB*: New Age International.
- Dupont, E., Koppelaar, R., and Jeanmart, H. (2018). Global available wind energy with physical and energy return on investment constraints. *Applied Energy*, 209, 322-338.
- Eberhart, R. C., and Kennedy, J. (1995). *A new optimizer using particle swarm theory*. Paper presented at the Proceedings of the sixth international symposium on micro machine and human science.
- El-Nashar, A. M. (2009). Seasonal effect of dust deposition on a field of evacuated tube collectors on the performance of a solar desalination plant. *Desalination*, 239 (1), 66-81.
- El-Shobokshy, M., Mujahid, A., and Zakzouk, A. (1985). Effects of dust on the performance of concentrator photovoltaic cells. *IEE Proceedings I-Solid-State and Electron Devices*, 132 (1), 5-8.

- Elbreki, A., Alghoul, M., Al-Shamani, A., Ammar, A., Yegani, B., Aboghrara, A. M., Rusaln, M., and Sopian, K. (2016). The role of climatic-design-operational parameters on combined PV/T collector performance: A critical review. *Renewable and Sustainable Energy Reviews*, 57, 602-647.
- Elbreki, A., Alghoul, M., Sopian, K., and Hussein, T. (2017). Towards adopting passive heat dissipation approaches for temperature regulation of PV module as a sustainable solution. *Renewable and Sustainable Energy Reviews*, 69, 961-1017.
- Elminir, H. K., Ghitas, A. E., Hamid, R., El-Hussainy, F., Beheary, M., and Abdel-Moneim, K. M. (2006). Effect of dust on the transparent cover of solar collectors. *Energy Conversion and Management*, 47 (18), 3192-3203.
- Energy. (2017). Solar photovoltaics & solar fuels. Retrieved from <http://www.rsc.org/campaigning-outreach/global-challenges/energy/>
- Fathi, M., Abderrezek, M., and Friedrich, M. (2017a). Reducing dust effects on photovoltaic panels by hydrophobic coating. *Clean Technologies and Environmental Policy*, 19 (2), 577-585.
- Fathi, M., Abderrezek, M., and Grana, P. (2017b). Technical and economic assessment of cleaning protocol for photovoltaic power plants: Case of Algerian Sahara sites. *Solar Energy*, 147, 358-367.
- Ferziger, J. H., and Peric, M. (2012). *Computational methods for fluid dynamics*: Springer Science & Business Media.
- Figgis, B., Nouviaire, A., Wubulikasimu, Y., Javed, W., Guo, B., Ait-Mokhtar, A., Belarbi, R., Ahzi, S., Rémond, Y., and Ennaoui, A. (2018). Investigation of factors affecting condensation on soiled PV modules. *Solar Energy*, 159, 488-500.
- Figueredo, S. L. (2011). *Parabolic trough solar collectors: design for increasing efficiency*. Massachusetts Institute of Technology.
- FLUENT, F. (2006). 6.3 user's guide. *Fluent Inc*
- Fouad, M., Shihata, L. A., and Morgan, E. I. (2017). An integrated review of factors influencing the performance of photovoltaic panels. *Renewable and Sustainable Energy Reviews*, 80, 1499-1511.
- Fraga, M. M., Campos, B. L. d. O., Almeida, T. B. d., Fonseca, J. M. F. d., and Lins, V. d. F. C. (2018). Analysis of the soiling effect on the performance of photovoltaic modules on a soccer stadium in Minas Gerais, Brazil. *Solar Energy*, 163, 387-397.
- Gandhi, J., Nayak, M., Thakkar, K., and Patel, D. (2018). AUTOMATIC CLEANING SYSTEM OF SOLAR PANEL WITH DUAL AXIS TRACKING SYSTEM.
- Gandomi, A. H., Alavi, A. H., Shadmehri, D. M., and Sahab, M. (2013). An empirical model for shear capacity of RC deep beams using genetic-simulated annealing. *Archives of Civil and Mechanical Engineering*, 13 (3), 354-369.

- Gandomi, A. H., and Roke, D. A. (2015). Assessment of artificial neural network and genetic programming as predictive tools. *Advances in Engineering Software*, 88, 63-72.
- Gao, L., Zhang, H., Liu, Y., and Han, S. (2015). Effects of vortex generators on a blunt trailing-edge airfoil for wind turbines. *Renewable energy*, 76, 303-311.
- García-Triviño, P., Llorens-Iborra, F., García-Vázquez, C. A., Gil-Mena, A. J., Fernández-Ramírez, L. M., and Jurado, F. (2014). Long-term optimization based on PSO of a grid-connected renewable energy/battery/hydrogen hybrid system. *International journal of hydrogen energy*, 39 (21), 10805-10816.
- García, M., Marroyo, L., Lorenzo, E., and Pérez, M. (2011). Soiling and other optical losses in solar-tracking PV plants in navarra. *Progress in photovoltaics: Research and Applications*, 19 (2), 211-217.
- Garg, H. (1974). Effect of dirt on transparent covers in flat-plate solar energy collectors. *Solar Energy*, 15 (4), 299-302.
- Gharib I., Al-Hashash, M., and Anwar, M. (1987). Dust fallout in northern part of the ROPME sea area. *Kuwait Institute for Scientific Research, Report no. KISR2266. Kuwait*
- Ghazi, S., and Ip, K. (2014). The effect of weather conditions on the efficiency of PV panels in the southeast of UK. *Renewable energy*, 69, 50-59.
- Ghazi, S., Ip, K., and Sayigh, A. (2013). Preliminary study of environmental solid particles on solar flat surfaces in the UK. *Energy Procedia*, 42, 765-774.
- Ghazi, S., Sayigh, A., and Ip, K. (2014). Dust effect on flat surfaces—A review paper. *Renewable and Sustainable Energy Reviews*, 33, 742-751.
- Gholami, A., Alemrajabi, A. A., and Saboonchi, A. (2017a). Experimental study of self-cleaning property of titanium dioxide and nanospray coatings in solar applications. *Solar Energy*, 157, 559-565.
- Gholami, A., Khazaei, I., Eslami, S., Zandi, M., and Akrami, E. (2018). Experimental investigation of dust deposition effects on photo-voltaic output performance. *Solar Energy*, 159, 346-352.
- Gholami, A., Saboonchi, A., and Alemrajabi, A. A. (2017b). Experimental study of factors affecting dust accumulation and their effects on the transmission coefficient of glass for solar applications. *Renewable energy*, 112, 466-473.
- Ghosal, P. S., Kattil, K. V., Yadav, M. K., and Gupta, A. K. (2018). Adsorptive removal of arsenic by novel iron/olivine composite: Insights into preparation and adsorption process by response surface methodology and artificial neural network. *Journal of environmental management*, 209, 176-187.
- Giavarina, D. (2015). Understanding bland altman analysis. *Biochemia medica: Biochemia medica*, 25 (2), 141-151.

- Goossens, D. (2018). Wind tunnel protocol to study the effects of anti-soiling and anti-reflective coatings on deposition, removal, and accumulation of dust on photovoltaic surfaces and consequences for optical transmittance. *Solar Energy*, 163, 131-139.
- Goossens, D., and Offer, Z. Y. (1995). Comparisons of day-time and night-time dust accumulation in a desert region. *Journal of Arid Environments*, 31 (3), 253-281.
- Goossens, D., and Van Kerschaever, E. (1999). Aeolian dust deposition on photovoltaic solar cells: the effects of wind velocity and airborne dust concentration on cell performance. *Solar Energy*, 66 (4), 277-289.
- Gopireddy, S. R., Hildebrandt, C., and Urbanetz, N. A. (2016). Numerical simulation of powder flow in a pharmaceutical tablet press lab-scale gravity feeder. *Powder Technology*, 302, 309-327.
- Gorjibandpy, M., and Sangsereki, M. K. (2010). Computational investigation of air-gas venturi mixer for powered bi-fuel diesel engine. *World Academy of Science, Engineering and Technology*, 4 (11), 1197-1201.
- Griffith, D., Vhengani, L., and Maliage, M. (2014). Measurements of mirror soiling at a candidate CSP site. *Energy Procedia*, 49, 1371-1378.
- Groll, M., Opp, C., and Aslanov, I. (2013). Spatial and temporal distribution of the dust deposition in Central Asia—results from a long term monitoring program. *Aeolian Research*, 9, 49-62.
- Guan, Y., Zhang, H., Xiao, B., Zhou, Z., and Yan, X. (2017). In-situ investigation of the effect of dust deposition on the performance of polycrystalline silicon photovoltaic modules. *Renewable energy*, 101, 1273-1284.
- Guo, B., and Javed, W. (2018). Efficiency of Electrodynamic Dust Shield at Dust Loading Levels Relevant to Solar Energy Applications. *IEEE journal of photovoltaics*, 8 (1), 196-202.
- Habchi, C., and Harion, J.-L. (2015). Enhanced mixing by optimized streamwise and angular positioning of longitudinal vorticity. *Applied Thermal Engineering*, 86, 269-280.
- Hammad, B., Al-Abed, M., Al-Ghandoor, A., Al-Sardeah, A., and Al-Bashir, A. (2017). Modeling and analysis of dust and temperature effects on photovoltaic systems' performance and optimal cleaning frequency: Jordan case study. *Renewable and Sustainable Energy Reviews*
- Hanoon, A. N., Jaafar, M., Hejazi, F., and Abdul Aziz, F. N. (2016). Energy absorption evaluation of reinforced concrete beams under various loading rates based on particle swarm optimization technique. *Engineering Optimization*, 1-19.
- Hanoon, A. N., Jaafar, M., Hejazi, F., and Aziz, F. N. A. (2017). Strut-and-tie model for externally bonded CFRP-strengthened reinforced concrete deep beams based on particle swarm optimization algorithm: CFRP debonding and rupture. *Construction and Building Materials*, 147, 428-447.

- Hasanien, H. M., Abd-Rabou, A. S., and Sakr, S. M. (2010). Design optimization of transverse flux linear motor for weight reduction and performance improvement using response surface methodology and genetic algorithms. *IEEE Transactions on Energy Conversion*, 25 (3), 598-605.
- Hassan, G., Yilbas, B., Samad, M. A., Ali, H., Al-Sulaiman, F., and Al-Aqeeli, N. (2017). Analysis of environmental dust and mud adhesion on aluminum surface in relation to solar energy harvesting. *Solar Energy*, 153, 590-599.
- Hassane, B., Durand, A., Garba, Z., Dieppois, B., Sebag, D., Rajot, J.-L., Diedhiou, A., Ngatcha, B. N., and Traore, A. (2016). Can daily meteorological measurement of near-surface wind detect climate changes in the Sahel (SE Niger, 1950–1992)? *Journal of Arid Environments*, 124, 91-101.
- Hernon, D. (2011). Use of vortex generators to improve efficacy of heat sinks used to cool electrical and electro-optical components: Google Patents.
- Hinds, W. C. (2012). *Aerosol technology: properties, behavior, and measurement of airborne particles*: John Wiley & Sons.
- Hoffman, A., and Maag, C. (1980). *Airborne particulate soiling of terrestrial photovoltaic modules and cover materials*. Paper presented at the In: Life cycle problems and environmental technology; Proceedings of the Twenty-sixth Annual Technical Meeting, Philadelphia, PA, May 12-14, 1980.(A81-46476 22-38) Mt. Prospect, IL, Institute of Environmental Sciences, 1980, p. 229-236.
- Holland, J. H. (1992). Genetic algorithms. *Scientific american*, 267 (1), 66-72.
- Hudedmani, M. G., Joshi, G., Umayal, R., and Revankar, A. (2017). A comparative study of dust cleaning methods for the solar PV panels. *Advanced Journal of Graduate Research*, 1 (1), 24-29.
- Hudelson, J. N., Stark, J., Gibson, H., Hao, F., Xu, Z., Mazumder, M., and Horenstein, M. N. (2014). *Development and Evaluation of Prototype Transparent Electrodynamic Screen (EDS) Integrated Solar Collectors for Automated Dust Removal*. Paper presented at the ASME 2014 8th International Conference on Energy Sustainability collocated with the ASME 2014 12th International Conference on Fuel Cell Science, Engineering and Technology.
- Huynh, D. C., Nguyen, T. M., Dunnigan, M. W., and Mueller, M. A. (2013). *Global MPPT of solar PV modules using a dynamic PSO algorithm under partial shading conditions*. Paper presented at the Clean Energy and Technology (CEAT), 2013 IEEE Conference on.
- Igelström, H., Emtner, M., Lindberg, E., and Åsenlöf, P. (2013). Level of agreement between methods for measuring moderate to vigorous physical activity and sedentary time in people with obstructive sleep apnea and obesity. *Physical therapy*, 93 (1), 50-59.
- Isaifan, R. J., Johnson, D., Ackermann, L., Figgis, B., and Ayoub, M. (2019). Evaluation of the adhesion forces between dust particles and photovoltaic module surfaces. *Solar energy materials and solar cells*, 191, 413-421.

- Ishaque, K., Salam, Z., Shamsudin, A., and Amjad, M. (2012). A direct control based maximum power point tracking method for photovoltaic system under partial shading conditions using particle swarm optimization algorithm. *Applied Energy*, 99, 414-422.
- Itron, I. (2012). CPUC California Solar Initiative 2010 Impact Evaluation. Retrieved from http://www.cpuc.ca.gov/NR/rdonlyres/E2E189A8-5494-45A1-ACF2-5F48D36A9CA7/0/CSI_2010_Impact_Eval_RevisedFinal.pdf
- Jaafari, J., Ghozikali, M. G., Azari, A., Delkhosh, M. B., Javid, A. B., Mohammadi, A. A., Agarwal, S., Gupta, V. K., Sillanpää, M., and Tkachev, A. G. (2018). Adsorption of p-Cresol on Al₂O₃ coated multi-walled carbon nanotubes: Response surface methodology and isotherm study. *Journal of Industrial and Engineering Chemistry*, 57, 396-404.
- Jadhav, S., and Venkatesh, M. (2016). A Review Paper On Optimization Of Process Parameter Of Spot Welding By Multi Objective Taguchi.
- Jagannathan, V. (2001). Basic Principles of the Finite Element Method. *JOM*, 53 (3), 48.
- Jamil, W. J., Rahman, H. A., Shaari, S., and Salam, Z. (2017). Performance degradation of photovoltaic power system: Review on mitigation methods. *Renewable and Sustainable Energy Reviews*, 67, 876-891.
- Jaszczur, M., Teneta, J., Styszko, K., Hassan, Q., Burzyńska, P., Marcinek, E., and Łopian, N. (2018). The field experiments and model of the natural dust deposition effects on photovoltaic module efficiency. *Environmental Science and Pollution Research*, 1-16.
- Javed, W., Wubulikasimu, Y., Figgis, B., and Guo, B. (2017). Characterization of dust accumulated on photovoltaic panels in Doha, Qatar. *Solar Energy*, 142, 123-135.
- Jenkins, P., Landis, G. A., Krasowski, M., Greer, L., Wilt, D., Baraona, C., Scheiman, D., and Lekki, J. (2000). *A dust characterization experiment for solar cells operating on Mars*. Paper presented at the Photovoltaic Specialists Conference, 2000. Conference Record of the Twenty-Eighth IEEE.
- Jiang, H., Lu, L., and Sun, K. (2011). Experimental investigation of the impact of airborne dust deposition on the performance of solar photovoltaic (PV) modules. *Atmospheric Environment*, 45 (25), 4299-4304.
- Jiang, Y., Lu, L., and Lu, H. (2016). A novel model to estimate the cleaning frequency for dirty solar photovoltaic (PV) modules in desert environment. *Solar Energy*, 140, 236-240.
- Jing, Z., Zhiping, W., Kezhen, W., and Jianbo, L. (2015). Dust effect on thermal performance of flat plate solar collectors. *Journal of solar energy engineering*, 137 (1), 014502.
- Johnson, K., Kendall, K., and Roberts, A. (1971). *Surface energy and the contact of elastic solids*. Paper presented at the Proceedings of the Royal Society of London A: Mathematical, Physical and Engineering Sciences.

- Jones, R. K., Baras, A., Al Saeeri, A., Al Qahtani, A., Al Amoudi, A. O., Al Shaya, Y., Alodan, M., and Al-Hsaien, S. A. (2016). Optimized cleaning cost and schedule based on observed soiling conditions for photovoltaic plants in central Saudi Arabia. *IEEE journal of photovoltaics*, 6 (3), 730-738.
- Jordan, D. C., Smith, R., Osterwald, C., Gelak, E., and Kurtz, S. R. (2010). *Outdoor PV degradation comparison*. Paper presented at the Photovoltaic Specialists Conference (PVSC), 2010 35th IEEE.
- Josephs, R. (1976). *Solar cell array design handbook*: NASA.
- Kadrigama, K., Noor, M., Rahim, A., Devarajan, R., Rejab, M., and NM, N. Z. (2008). *Design and Simulate Mixing of Compressed Natural Gas with Air in a Mixing Device*. Paper presented at the Proceedings of MUCET2008, Malaysian Technical Universities Conference on Engineering and Technology, Putra Palace, Perlis, Malaysia. (ISBN 978-983-42358-4-0).
- Kamble, R. (2015). DUST FALL RATE AND ITS COMPOSITION IN CHANDRAPUR INDUSTRIAL CLUSTER, CENTRAL INDIA. *International Journal of Environment*, 4 (3), 96-110.
- Kannan, N., and Vakeesan, D. (2016). Solar energy for future world:-A review. *Renewable and Sustainable Energy Reviews*, 62, 1092-1105.
- Karri, R. R., and Sahu, J. (2018). Modeling and optimization by particle swarm embedded neural network for adsorption of zinc (II) by palm kernel shell based activated carbon from aqueous environment. *Journal of environmental management*, 206, 178-191.
- Kawamoto, H., and Guo, B. (2018). Improvement of an electrostatic cleaning system for removal of dust from solar panels. *Journal of Electrostatics*, 91, 28-33.
- Kawamoto, H., and Shibata, T. (2015). Electrostatic cleaning system for removal of sand from solar panels. *Journal of Electrostatics*, 73, 65-70.
- Kawamoto, H., Uchiyama, M., Cooper, B., and McKay, D. (2011). Mitigation of lunar dust on solar panels and optical elements utilizing electrostatic traveling-wave. *Journal of Electrostatics*, 69 (4), 370-379.
- Kazem, A. A., Chaichan, M. T., and Kazem, H. A. (2014). Dust effect on photovoltaic utilization in Iraq: Review article. *Renewable and Sustainable Energy Reviews*, 37, 734-749.
- Kebour, O., Arab, A. H., Hamid, A., and Abdeladim, K. (2017). Contribution to the analysis of a stand-alone photovoltaic system in a desert environment. *Solar Energy*, 151, 68-81.
- Kennedy, J., Eberhart, R., and Shi, Y. (2001). *Swarm Intelligence*, Morgan Kaufmann Publishers. Inc., San Francisco, CA
- Keskin Gündoğdu, T., Deniz, İ., Çalışkan, G., Şahin, E. S., and Azbar, N. (2016). Experimental design methods for bioengineering applications. *Critical reviews in biotechnology*, 36 (2), 368-388.

- Khalaf, F., Al-Kadi, A., and Al-Saleh, S. (1980). Dust fallout in Kuwait. *Kuwait Institute for Scientific Research, Final report No. KISR/PPI, 108*, 45.
- Khanum, K. K., Soni, S., Ramamurthy, P. C., and Mani, M. (2015). *Evaluating effectiveness of non-water based cleaning mechanisms for PV systems*.
- Khare, A., and Rangnekar, S. (2013). A review of particle swarm optimization and its applications in solar photovoltaic system. *Applied Soft Computing, 13* (5), 2997-3006.
- Khataee, A., Kasiri, M., and Alidokht, L. (2011). Application of response surface methodology in the optimization of photocatalytic removal of environmental pollutants using nanocatalysts. *Environmental technology, 32* (15), 1669-1684.
- Khiri, F., Ezaidi, A., and Kabbachi, K. (2004). Dust deposits in Souss–Massa basin, South-West of Morocco: granulometrical, mineralogical and geochemical characterisation. *Journal of African Earth Sciences, 39* (3), 459-464.
- Khonkar, H., Alyahya, A., Aljuwaied, M., Halawani, M., Al Saferan, A., Al-Khaldi, F., Alhadlaq, F., and Wacaser, B. A. (2014). Importance of cleaning concentrated photovoltaic arrays in a desert environment. *Solar Energy, 110*, 268-275.
- Kıran, M. S., Özceylan, E., Gündüz, M., and Paksoy, T. (2012). A novel hybrid approach based on particle swarm optimization and ant colony algorithm to forecast energy demand of Turkey. *Energy Conversion and Management, 53* (1), 75-83.
- Klugmann-Radziemska, E. (2015). Degradation of electrical performance of a crystalline photovoltaic module due to dust deposition in northern Poland. *Renewable energy, 78*, 418-426.
- Koad, R., Zobaa, A. F., and El Shahat, A. (2016). A Novel MPPT Algorithm Based on Particle Swarm Optimisation for Photovoltaic Systems. *IEEE Transactions on Sustainable Energy*
- Kocifaj, M. (2009). A review of the effects of light scattering on the dynamics of irregularly shaped dust grains in the Solar System. *Journal of Quantitative Spectroscopy and Radiative Transfer, 110* (11), 879-888.
- Kongnam, C., and Nuchprayoon, S. (2010). A particle swarm optimization for wind energy control problem. *Renewable energy, 35* (11), 2431-2438.
- Krishnan, S., Busnaina, A., Rimai, D., and Demejo, L. (1994). The adhesion-induced deformation and the removal of submicrometer particles. *Journal of adhesion science and technology, 8* (11), 1357-1370.
- Krishnan, S., Prapulla, S., Rajalakshmi, D., Misra, M., and Karanth, N. (1998). Screening and selection of media components for lactic acid production using Plackett-Burman design. *Bioprocess and Biosystems Engineering, 19* (1), 61-65.

- Kumar, K. A., Sundareswaran, K., and Venkateswaran, P. (2014). Performance study on a grid connected 20kW p solar photovoltaic installation in an industry in Tiruchirappalli (India). *Energy for Sustainable Development*, 23, 294-304.
- Kumar, M., Ghosh, P., Khosla, K., and Thakur, I. S. (2016). Biodiesel production from municipal secondary sludge. *Bioresource technology*, 216, 165-171.
- Kumar, R., Chauhan, R., Sethi, M., and Kumar, A. (2017). Experimental study and correlation development for Nusselt number and friction factor for discretized broken V-pattern baffle solar air channel. *Experimental Thermal and Fluid Science*, 81, 56-75.
- Kumari, P. A., and Geethanjali, P. (2018). Parameter estimation for photovoltaic system under normal and partial shading conditions: A survey. *Renewable and Sustainable Energy Reviews*, 84, 1-11.
- Landis, G. A. (1996). Dust obscuration of Mars solar arrays. *Acta Astronautica*, 38 (11), 885-891.
- Landis, G. A. (1997). *Mars Dust removal technology*. Paper presented at the Energy Conversion Engineering Conference, 1997. IECEC-97., Proceedings of the 32nd Intersociety.
- Landis, G. A. (1998). Mars dust-removal technology. *Journal of propulsion and power*, 14 (1), 126-128.
- Landis, G. A., and Jenkins, P. P. (1997). *Dust on Mars: Materials adherence experiment results from Mars Pathfinder*. Paper presented at the Photovoltaic Specialists Conference, 1997., Conference Record of the Twenty-Sixth IEEE.
- Lavanya, D., and Udgate, S. K. (2011). *Swarm intelligence based localization in wireless sensor networks*. Paper presented at the International Workshop on Multi-disciplinary Trends in Artificial Intelligence.
- Lay-Ekuakille, A., Ciaccioli, A., Griffò, G., Visconti, P., and Andria, G. (2018). Effects of dust on photovoltaic measurements: A comparative study. *Measurement*, 113, 181-188.
- Lei, Y., Zheng, F., Song, C., and Lyu, Y. (2017). Improving the thermal hydraulic performance of a circular tube by using punched delta-winglet vortex generators. *International Journal of Heat and Mass Transfer*, 111, 299-311.
- Lemenand, T., Habchi, C., Della Valle, D., and Peerhossaini, H. (2018). Vorticity and convective heat transfer downstream of a vortex generator. *International Journal of Thermal Sciences*, 125, 342-349.
- Li, Q., and Yan, Y. (2010). Production of biodiesel catalyzed by immobilized *Pseudomonas cepacia* lipase from *Sapium sebiferum* oil in micro-aqueous phase. *Applied Energy*, 87 (10), 3148-3154.
- Li, X. R., Xiao, H. L., Zhang, J. G., and Wang, X. P. (2004). Long- Term Ecosystem Effects of Sand- Binding Vegetation in the Tengger Desert, Northern China. *Restoration Ecology*, 12 (3), 376-390.

- Li, Y., Yang, W., Tian, L., and Yang, J. (2018). An Evaluation of Investment in a PV Power Generation Project in the Gobi Desert Using a Real Options Model. *Energies*, 11 (1), 257.
- Lian, K., Jhang, J., and Tian, I. (2014). A maximum power point tracking method based on perturb-and-observe combined with particle swarm optimization. *IEEE journal of photovoltaics*, 4 (2), 626-633.
- Liu, G.-R., and Quek, S. S. (2013). *The finite element method: a practical course*: Butterworth-Heinemann.
- Liu, Y., Li, C., Wang, S., and Chen, W. (2014). Solid-supported microorganism of Burkholderia cenocepacia cultured via solid state fermentation for biodiesel production: optimization and kinetics. *Applied Energy*, 113, 713-721.
- Lu, H., Lu, L., and Wang, Y. (2016). Numerical investigation of dust pollution on a solar photovoltaic (PV) system mounted on an isolated building. *Applied Energy*, 180, 27-36.
- Lu, J., and Hajimirza, S. (2017). Optimizing sun-tracking angle for higher irradiance collection of PV panels using a particle-based dust accumulation model with gravity effect. *Solar Energy*, 158, 71-82.
- Lu, W., Wu, Y., and Eames, P. (2018). Design and development of a building façade integrated asymmetric compound parabolic photovoltaic concentrator (BFI-ACP-PV). *Applied Energy*, 220, 325-336.
- Luo, L., Du, W., Wang, S., Wang, L., Sundén, B., and Zhang, X. (2017a). Multi-objective optimization of a solar receiver considering both the dimple/protrusion depth and delta-winglet vortex generators. *Energy*, 137, 1-19.
- Luo, L., Wen, F., Wang, L., Sundén, B., and Wang, S. (2017b). On the solar receiver thermal enhancement by using the dimple combined with delta winglet vortex generator. *Applied Thermal Engineering*, 111, 586-598.
- Maghami, M. R., Hizam, H., Gomes, C., Radzi, M. A., Rezadad, M. I., and Hajjghorbani, S. (2016). Power loss due to soiling on solar panel: A review. *Renewable and Sustainable Energy Reviews*, 59, 1307-1316.
- Makhsos, A., Mousazadeh, H., Mohtasebi, S. S., Abdollahzadeh, M., Jafarbiglu, H., Omrani, E., Salmani, Y., and Kiapey, A. (2018). Design, simulation and experimental evaluation of energy system for an unmanned surface vehicle. *Energy*, 148, 362-372.
- Makolomakwa, M., Puri, A. K., Permaul, K., and Singh, S. (2017). Thermo-acid-stable phytase-mediated enhancement of bioethanol production using Colocasia esculenta. *Bioresource technology*, 235, 396-404.
- Makridis, A., and Chick, J. (2013). Validation of a CFD model of wind turbine wakes with terrain effects. *Journal of Wind Engineering and Industrial Aerodynamics*, 123, 12-29.

- Maley, J. (1982). Dust, clouds, rain types, and climatic variations in tropical North Africa. *Quaternary Research*, 18 (1), 1-16.
- Malik, D., and Pakzad, L. (2018). Experimental investigation on an aerated mixing vessel through electrical resistance tomography (ERT) and response surface methodology (RSM). *Chemical Engineering Research and Design*, 129, 327-343.
- Mani, M., and Pillai, R. (2010). Impact of dust on solar photovoltaic (PV) performance: Research status, challenges and recommendations. *Renewable and Sustainable Energy Reviews*, 14 (9), 3124-3131.
- Manjunath, M., Karanth, K. V., and Sharma, N. Y. (2017). Numerical analysis of the influence of spherical turbulence generators on heat transfer enhancement of flat plate solar air heater. *Energy*, 121, 616-630.
- Manokar, A. M., Winston, D. P., Mondol, J. D., Sathyamurthy, R., Kabeel, A., and Panchal, H. (2018). Comparative study of an inclined solar panel basin solar still in passive and active mode. *Solar Energy*, 169, 206-216.
- Mao, M., Zhang, L., Duan, Q., and Chong, B. (2017). Multilevel DC-link converter photovoltaic system with modified PSO based on maximum power point tracking. *Solar Energy*, 153, 329-342.
- Maropoulos, P. G., and Ceglarek, D. (2010). Design verification and validation in product lifecycle. *CIRP Annals-Manufacturing Technology*, 59 (2), 740-759.
- Martínez-Filgueira, P., Fernandez-Gamiz, U., Zulueta, E., Errasti, I., and Fernandez-Gauna, B. (2017). Parametric study of low-profile vortex generators. *International journal of hydrogen energy*
- Martinez-Plaza, D., Abdallah, A., Figgis, B. W., and Mirza, T. (2015). Performance Improvement Techniques for Photovoltaic Systems in Qatar: Results of First year of Outdoor Exposure. *Energy Procedia*, 77, 386-396.
- Matias-Guiu, P., Rodríguez-Bencomo, J. J., Pérez-Correa, J. R., and López, F. (2018). Aroma profile design of wine spirits: Multi-objective optimization using response surface methodology. *Food chemistry*, 245, 1087-1097.
- Maxfield, A. C. M., and Fogel, L. (1965). Artificial intelligence through a simulation of evolution. *Biophysics and Cybernetics Systems: Proceedings of the Second Cybernetics Sciences*. Spartan Books, Washington DC, EE. UU
- Mayhoub, M. (2017a). Cleaning innovative daylighting systems: Economic assessment. *Energy and Buildings*, 153, 63-71.
- Mayhoub, M. (2017b). Cleaning innovative daylighting systems: Review and suggested methods. *Lighting Research & Technology*, 49 (8), 1015-1033.

- Mazumder, M., Horenstein, M., Stark, J., Erickson, D., Sayyah, A., Jung, S., and Hao, F. (2013). *Development of self-cleaning solar collectors for minimizing energy yield loss caused by dust deposition*. Paper presented at the ASME 2013 7th International Conference on Energy Sustainability collocated with the ASME 2013 Heat Transfer Summer Conference and the ASME 2013 11th International Conference on Fuel Cell Science, Engineering and Technology.
- Mazumder, M., Yellowhair, J., Stark, J., Heiling, C., Hudelson, J., Hao, F., Gibson, H., and Horenstein, M. (2014). *Optical and adhesive properties of dust deposits on solar mirrors and their effects on specular reflectivity and electrodynamic cleaning for mitigating energy-yield loss*. Paper presented at the SPIE Solar Energy+ Technology.
- Mazumder, M. K., Horenstein, M. N., Heiling, C., Stark, J. W., Sayyah, A., Yellowhair, J., and Raychowdhury, A. (2015). *Environmental degradation of the optical surface of PV modules and solar mirrors by soiling and high RH and mitigation methods for minimizing energy yield losses*. Paper presented at the Photovoltaic Specialist Conference (PVSC), 2015 IEEE 42nd.
- Mazumder, M. K., Horenstein, M. N., Joglekar, N. R., Sayyah, A., Stark, J. W., Bernard, A. A., Garner, S. M., Yellowhair, J. E., Lin, H. Y., and Eriksen, R. S. (2017). Mitigation of Dust Impact on Solar Collectors by Water-Free Cleaning With Transparent Electrodynamic Films: Progress and Challenges. *IEEE journal of photovoltaics*, 7 (5), 1342-1353.
- McTainsh, G., Nickling, W., and Lynch, A. (1997). Dust deposition and particle size in Mali, West Africa. *Catena*, 29 (3), 307-322.
- McTainsh, G., and Walker, P. (1982). Nature and distribution of Harmattan dust. *Z. Geomorphol*, 26 (4), 417-435.
- Mehmood, U., Al-Sulaiman, F. A., and Yilbas, B. (2017). Characterization of dust collected from PV modules in the area of Dhahran, Kingdom of Saudi Arabia, and its impact on protective transparent covers for photovoltaic applications. *Solar Energy*, 141, 203-209.
- Mejia, F., Kleissl, J., and Bosch, J. (2014). The effect of dust on solar photovoltaic systems. *Energy Procedia*, 49, 2370-2376.
- Mejia, F. A., and Kleissl, J. (2013). Soiling losses for solar photovoltaic systems in California. *Solar Energy*, 95, 357-363.
- Merrouni, A. A., Wolfertstetter, F., Mezrhah, A., Wilbert, S., and Pitz-Paal, R. (2015). Investigation of Soiling Effect on Different Solar Mirror Materials under Moroccan Climate. *Energy Procedia*, 69, 1948-1957.
- Middleton, N. (2017). Desert dust hazards: A global review. *Aeolian Research*, 24, 53-63.
- Moaveni, S. (2011). *Finite Element Analysis Theory and Application with ANSYS*, 3/e: Pearson Education India.
- Modaihsh, A. (1997). Characteristics and composition of the falling dust sediments on Riyadh city, Saudi Arabia. *Journal of Arid Environments*, 36 (2), 211-223.

- Modaihsh, A. S., and Mahjou, M. O. (2013). Falling dust characteristics in Riyadh city, Saudi Arabia during Winter months. *APCBEE Procedia*, 5, 50-58.
- Mohamed, A. O., and Hasan, A. (2012). Effect of dust accumulation on performance of photovoltaic solar modules in Sahara environment. *Journal of Basic and applied scientific research*, 2 (11), 11030-11036.
- Moharram, K., Abd-Elhady, M., Kandil, H., and El-Sherif, H. (2013). Influence of cleaning using water and surfactants on the performance of photovoltaic panels. *Energy Conversion and Management*, 68, 266-272.
- Design and Analysis of Experiments, John Wiley & Sons 160-385 (2008).
- Mtunzi, B., and Meyer, E. L. (2015). Design and implementation of a directly cooled PV/T. *Journal of Engineering, Design and Technology*, 13 (3), 369-379.
- N.W. Alnaser , A. A. D., M.J. Al Othman , I. Batarseh, J. K. Lee , S. Najmaii, W. E. Alnaser (2015). Dust Accumulation Study on the Bapco 0.5 MWp PV Project at University of Bahrain. *International Journal of Power and Renewable Energy Systems (IJPRES)*, 2 (1 /2015), 38-54.
- Nada, S., El-Nagar, D., and Hussein, H. (2018). Improving the thermal regulation and efficiency enhancement of PCM-Integrated PV modules using nano particles. *Energy Conversion and Management*, 166, 735-743.
- Naeem, M. H. (2014). *Soiling of Photovoltaic Modules: Modelling and Validation of Location-Specific Cleaning Frequency Optimization*. Arizona State University.
- Nahar, N., and Gupta, J. P. (1990). Effect of dust on transmittance of glazing materials for solar collectors under arid zone conditions of India. *Solar & wind technology*, 7 (2-3), 237-243.
- Nalladhimmu, P. K. R. (2018). *Solar panel cleaning robot*. Paper presented at the AIP Conference Proceedings.
- Nazari, L., Yuan, Z., Ray, M. B., and Xu, C. C. (2017). Co-conversion of waste activated sludge and sawdust through hydrothermal liquefaction: Optimization of reaction parameters using response surface methodology. *Applied Energy*, 203, 1-10.
- Ndapuka, A. T. (2015). *Design and development of a monitoring station for the long-term investigation of dust pollution effects on the performance of PV panels*. Stellenbosch: Stellenbosch University.
- Ndiaye, A., Kébé, C. M., Ndiaye, P. A., Charki, A., Kobi, A., and Sambou, V. (2013). Impact of dust on the photovoltaic (PV) modules characteristics after an exposition year in Sahelian environment: The case of Senegal. *International Journal of Physical Sciences*, 8 (21), 1166-1173.
- Niedz, R. P., and Evens, T. J. (2016). Design of experiments (DOE)—history, concepts, and relevance to in vitro culture. *In Vitro Cellular & Developmental Biology-Plant*, 52 (6), 547-562.

- Nipu, N. N., Saha, A., and Khan, M. F. (2017). Effect of accumulated dust on the performance of solar PV module. *International Journal of Engineering & Technology*, 6 (1), 9.
- Noor, M., Wandel, A. P., and Yusaf, T. (2013). *Detail guide for CFD on the simulation of biogas combustion in bluff-body mild burner*. Paper presented at the Proceedings of the 2nd International Conference of Mechanical Engineering Research (ICMER 2013), Bukit Gambang Resort City, Kuantan, Pahang, Malaysia.
- Nuchitprasittichai, A., and Cremaschi, S. (2011). Optimization of CO₂ capture process with aqueous amines using response surface methodology. *Computers & Chemical Engineering*, 35 (8), 1521-1531.
- O'Hara, S. L., Clarke, M. L., and Elatrash, M. S. (2006). Field measurements of desert dust deposition in Libya. *Atmospheric Environment*, 40 (21), 3881-3897.
- Okokpujie, I. P., Salawu, E. Y., Nwoke, O. N., Okonkwo, U. C., Ohijeagbon, I., and Okokpujie, K. O. (2018). Effects of Process Parameters on Vibration Frequency in Turning Operations of Perspex Material.
- Oliphant, A. J., Stein, S., and Bradford, G. (2017). Micrometeorology of an ephemeral desert city, the Burning Man experiment. *Urban Climate*
- Oñate, E., Celigueta, M. A., Latorre, S., Casas, G., Rossi, R., and Rojek, J. (2014). Lagrangian analysis of multiscale particulate flows with the particle finite element method. *Computational Particle Mechanics*, 1 (1), 85-102.
- Ortega-Casanova, J., and Molina-Gonzalez, F. (2017). Axisymmetric numerical investigation of the heat transfer enhancement from a heated plate to an impinging turbulent axial jet via small vortex generators. *International Journal of Heat and Mass Transfer*, 106, 183-194.
- Ostertagova, E. (2012). Modelling using polynomial regression. *Procedia Engineering*, 48, 500-506.
- Pabarja, A., Vafaei, M., Alih, S. C., Yatim, M. Y. M., and Osman, S. A. (2019). Experimental study on the efficiency of tuned liquid dampers for vibration mitigation of a vertically irregular structure. *Mechanical Systems and Signal Processing*, 114, 84-105.
- Pachauri, R., Anand, H. R., Koushal, A., Singh, A., Chauhan, Y. K., and Choudhury, S. (2018). Performance Analysis of Automatic Cleaning System for Solar PV Modules *Intelligent Communication, Control and Devices* (pp. 963-972): Springer.
- Paudyal, B. R., and Shakya, S. R. (2016). Dust accumulation effects on efficiency of solar PV modules for off grid purpose: A case study of Kathmandu. *Solar Energy*, 135, 103-110.
- Pavan, A. M., Mellit, A., and De Pieri, D. (2011). The effect of soiling on energy production for large-scale photovoltaic plants. *Solar Energy*, 85 (5), 1128-1136.

- Pewe, T. L. (1981). Desert dust: An overview. *Desert dust: Origin, characteristics, and effect on man, 186*, 1-10.
- Picault, D., Raison, B., Bacha, S., De La Casa, J., and Aguilera, J. (2010). Forecasting photovoltaic array power production subject to mismatch losses. *Solar Energy*, *84* (7), 1301-1309.
- Piedra, P., and Moosmüller, H. (2017). Optical losses of photovoltaic cells due to aerosol deposition: Role of particle refractive index and size. *Solar Energy*, *155*, 637-646.
- Piliouline, M., Cañete, C., Moreno, R., Carretero, J., Hirose, J., Ogawa, S., and Sidrach-de-Cardona, M. (2013). Comparative analysis of energy produced by photovoltaic modules with anti-soiling coated surface in arid climates. *Applied Energy*, *112*, 626-634.
- Pimentel-Gomes, F. (2000). Course of experimental statistics. *Piracicaba: Nobel*
- Plesniak, A. P., and Prescod, A. J. (2015). *High and Low Concentrator Systems for Solar Energy Applications X*. Paper presented at the Proc. of SPIE Vol.
- Pousinho, H. M. I., Mendes, V. M. F., and Catalão, J. P. d. S. (2011). A hybrid PSO–ANFIS approach for short-term wind power prediction in Portugal. *Energy Conversion and Management*, *52* (1), 397-402.
- Pulipaka, S., and Kumar, R. (2018). Analysis of soil distortion factor for photovoltaic modules using particle size composition. *Solar Energy*, *161*, 90-99.
- Pye, K. (1992). Aeolian dust transport and deposition over Crete and adjacent parts of the Mediterranean Sea. *Earth Surface Processes and Landforms*, *17* (3), 271-288.
- Qasem, H., Betts, T. R., Mullejans, H., AlBusairi, H., and Gottschalg, R. (2011). Effect of dust shading on photovoltaic modules.
- Quan, Y.-Y., and Zhang, L.-Z. (2017). Experimental investigation of the anti-dust effect of transparent hydrophobic coatings applied for solar cell covering glass. *Solar energy materials and solar cells*, *160*, 382-389.
- Raghunathan, B., and Kenny, R. (1997). *CFD simulation and validation of the flow within a motored two-stroke engine*. Retrieved from
- Rahman, M. M., Hasanuzzaman, M., and Rahim, N. A. (2017). Effects of operational conditions on the energy efficiency of photovoltaic modules operating in Malaysia. *Journal of cleaner production*, *143*, 912-924.
- Rajaseenivasan, T., Srinivasan, S., and Srithar, K. (2015). Comprehensive study on solar air heater with circular and V-type turbulators attached on absorber plate. *Energy*, *88*, 863-873.
- Rao, A., Pillai, R., Mani, M., and Ramamurthy, P. (2014). Influence of dust deposition on photovoltaic panel performance. *Energy Procedia*, *54*, 690-700.

- Rauschenbach, H. S. (2012). *Solar cell array design handbook: the principles and technology of photovoltaic energy conversion*: Springer Science & Business Media.
- Reheis, M. (2006). A 16-year record of eolian dust in Southern Nevada and California, USA: Controls on dust generation and accumulation. *Journal of Arid Environments*, 67 (3), 487-520.
- Rezania, A., Sera, D., and Rosendahl, L. A. (2016). Coupled thermal model of photovoltaic-thermoelectric hybrid panel for sample cities in Europe. *Renewable energy*, 99, 127-135.
- Riddell, S. G., Booth, M. C., and Tobin, J. R. (2017). Attachment system and method for wind turbine vortex generators: Google Patents.
- Root, C. (2001). *saharan sand and dust-characterisation ,despoision rate and implications* (M.Sc. dissertation), Royal Holloway University of London.
- Roy, P. P., and Roy, K. (2008). On some aspects of variable selection for partial least squares regression models. *Molecular Informatics*, 27 (3), 302-313.
- Rozas, O., Contreras, D., Mondaca, M. A., Pérez-Moya, M., and Mansilla, H. D. (2010). Experimental design of Fenton and photo-Fenton reactions for the treatment of ampicillin solutions. *Journal of Hazardous Materials*, 177 (1), 1025-1030.
- Russo, F., and Basse, N. T. (2016). Scaling of turbulence intensity for low-speed flow in smooth pipes. *Flow Measurement and Instrumentation*, 52, 101-114.
- Rütten, M., and Wendland, H. (2012). *Performance Enhancement of Auxiliary Air Intakes Using Vortex Generators*. Paper presented at the 50th AIAA Aerospace Sciences Meeting including the New Horizons Forum and Aerospace Exposition.
- Sahu, J., Acharya, J., and Meikap, B. (2009). Response surface modeling and optimization of chromium (VI) removal from aqueous solution using Tamarind wood activated carbon in batch process. *Journal of Hazardous Materials*, 172 (2), 818-825.
- Said, S. (1990). Effects of dust accumulation on performances of thermal and photovoltaic flat-plate collectors. *Applied Energy*, 37 (1), 73-84.
- Said, S. A., Hassan, G., Walwil, H. M., and Al-Aqeeli, N. (2018). The effect of environmental factors and dust accumulation on photovoltaic modules and dust-accumulation mitigation strategies. *Renewable and Sustainable Energy Reviews*, 82, 743-760.
- Said, S. A., and Walwil, H. M. (2014). Fundamental studies on dust fouling effects on PV module performance. *Solar Energy*, 107, 328-337.
- Saidan, M., Albaali, A. G., Alasis, E., and Kaldellis, J. K. (2016). Experimental study on the effect of dust deposition on solar photovoltaic panels in desert environment. *Renewable energy*, 92, 499-505.

- Sakarapunthip, N., Chenvidhya, D., Chuangchote, S., Kirtikara, K., Chenvidhya, T., and Onreabroy, W. (2017). Effects of dust accumulation and module cleaning on performance ratio of solar rooftop system and solar power plants. *Japanese Journal of Applied Physics*, 56 (8S2), 08ME02.
- Samman, F. A., and Latief, S. (2017). Design of Automatic Control for Surface Cleaning Systems of Photovoltaic Panel. *ICIC Express Letters, Part B: Applications*, 8 (11), 1457-1464.
- Sargsyan, A. (2010a). *Simulation and modeling of flow field around a horizontal axis wind turbine (HAWT) using RANS method*: Florida Atlantic University.
- Sargsyan, A. (2010b). Simulation and modeling of flow field around a horizontal axis wind turbine (HAWT) using RANS method [electronic resource].
- Sarver, T., Al-Qaraghuli, A., and Kazmerski, L. L. (2013). A comprehensive review of the impact of dust on the use of solar energy: History, investigations, results, literature, and mitigation approaches. *Renewable and Sustainable Energy Reviews*, 22, 698-733.
- Sarwar, J., Norton, B., and Kakosimos, K. E. (2016). *Effect of the phase change material's melting point on the thermal behaviour of a concentrated photovoltaic system in a tropical dry climate*. Paper presented at the ISES Conference Proceedings.
- Sawant, P. T., and Bhattar, C. (2016). *Optimization of PV System Using Particle Swarm Algorithm under Dynamic Weather Conditions*. Paper presented at the Advanced Computing (IACC), 2016 IEEE 6th International Conference on.
- Sayigh, A., Al-Jandal, S., and Ahmed, H. (1985). *Dust effect on solar flat surfaces devices in Kuwait*. Paper presented at the Proceedings of the workshop on the physics of non-conventional energy sources and materials science for energy.
- Sayigh, A., Charchafchi, S., and Al-Habali, A. (1979). *Experimental evaluation of solar cells in arid zones*. Paper presented at the Izmir Int. Symposium.
- Sayyah, A., Crowell, D. R., Raychowdhury, A., Horenstein, M. N., and Mazumder, M. K. (2017). An experimental study on the characterization of electric charge in electrostatic dust removal. *Journal of Electrostatics*, 87, 173-179.
- Sayyah, A., Horenstein, M. N., and Mazumder, M. K. (2014). Energy yield loss caused by dust deposition on photovoltaic panels. *Solar Energy*, 107, 576-604.
- Sayyah, A., Horenstein, M. N., and Mazumder, M. K. (2015a). A comprehensive analysis of the electric field distribution in an electrodynamic screen. *Journal of Electrostatics*, 76, 115-126.
- Sayyah, A., Horenstein, M. N., and Mazumder, M. K. (2015b). *Performance restoration of dusty photovoltaic modules using electrodynamic screen*. Paper presented at the Photovoltaic Specialist Conference (PVSC), 2015 IEEE 42nd.
- Sayyah, A., Horenstein, M. N., Mazumder, M. K., and Ahmadi, G. (2016). Electrostatic force distribution on an electrodynamic screen. *Journal of Electrostatics*, 81, 24-36.

- Semaoui, S., Arab, A. H., Bacha, S., Zeraia, H., and Boudjelthia, E. (2015a). *Sand Effect on Photovoltaic Array Efficiency in Algerian Desert*. Paper presented at the 2nd International Congress on Energy Efficiency and Energy Related Materials (ENEFM2014).
- Semaoui, S., Arab, A. H., Boudjelthia, E. K., Bacha, S., and Zeraia, H. (2015b). Dust effect on optical transmittance of photovoltaic module glazing in a desert region. *Energy Procedia*, 74, 1347-1357.
- Seyedmahmoudian, M., Mekhilef, S., Rahmani, R., Yusof, R., and Shojaei, A. A. (2014). Maximum power point tracking of partial shaded photovoltaic array using an evolutionary algorithm: A particle swarm optimization technique. *Journal of renewable and sustainable energy*, 6 (2), 023102.
- Shaahid, S., Alhems, L. M., and Rahman, M. (2018). Potential of Development of Wind Farms in Turaif Saudi Arabia—A Case Study to Mitigate the Challenges of Fossil Fuel Depletion. *International Journal of Applied Engineering Research*, 13 (3), 1798-1804.
- Shahid, S., and Agelin-Chaab, M. (2017). Analysis of Cooling Effectiveness and Temperature Uniformity in a Battery Pack for Cylindrical Batteries. *Energies*, 10 (8), 1157.
- Sharafi, M., and ELMekkawy, T. Y. (2014). Multi-objective optimal design of hybrid renewable energy systems using PSO-simulation based approach. *Renewable energy*, 68, 67-79.
- Sharma, R., Wyatt, C., Zhang, J., Mazumder, M., Calle, C., and Mardesich, N. (2007). *Performance Analysis of Electrodynamic Self-cleaning Transparent Films for its Applications to Mars and Lunar Missions*. Paper presented at the Industry Applications Conference, 2007. 42nd IAS Annual Meeting. Conference Record of the 2007 IEEE.
- Shetty, D. J., Kshirsagar, P., Tapadia-Maheshwari, S., Lanjekar, V., Singh, S. K., and Dhakephalkar, P. K. (2017). Alkali pretreatment at ambient temperature: A promising method to enhance biomethanation of rice straw. *Bioresource technology*, 226, 80-88.
- Shi, Z., Wang, R., and Zhang, T. (2015). Multi-objective optimal design of hybrid renewable energy systems using preference-inspired coevolutionary approach. *Solar Energy*, 118, 96-106.
- Sickafoose, A., Colwell, J., Horányi, M., and Robertson, S. (2002). Experimental levitation of dust grains in a plasma sheath. *Journal of Geophysical Research: Space Physics*, 107 (A11)
- Silvestre, S., Tahri, A., Tahri, F., Benlebna, S., and Chouder, A. (2018). Evaluation of the performance and degradation of crystalline silicon-based photovoltaic modules in the Saharan environment. *Energy*, 152, 57-63.
- Singer, A., Ganor, E., Dultz, S., and Fischer, W. (2003). Dust deposition over the Dead Sea. *Journal of Arid Environments*, 53 (1), 41-59.

- Slocum, A. H., Kazem, B. I., and Figueredo, S. (2011). Vortex-induced cleaning of surfaces: Google Patents.
- Style, R. W., Hyland, C., Boltyanskiy, R., Wettlaufer, J. S., and Dufresne, E. R. (2013). Surface tension and contact with soft elastic solids. *Nature communications*, 4, 2728.
- Styszko, K., Jaszczur, M., Teneta, J., Hassan, Q., Burzyńska, P., Marcinek, E., Łopian, N., and Samek, L. (2018). An analysis of the dust deposition on solar photovoltaic modules. *Environmental Science and Pollution Research*, 1-9.
- Suffer, K., Usubamatov, R., Quadir, G. A., and Ismail, K. A. (2014). *Modeling and Numerical Simulation for the Newly Designed Four Cavity Blades Vertical Axis Wind Turbine*. Paper presented at the Applied Mechanics and Materials.
- Sun, Y., Yang, G., Wen, C., Zhang, L., and Sun, Z. (2018). Artificial neural networks with response surface methodology for optimization of selective CO₂ hydrogenation using K-promoted iron catalyst in a microchannel reactor. *Journal of CO₂ Utilization*, 24, 10-21.
- Sundararaj, S., and Selladurai, V. (2008). An Analysis on the Proportional Mixing of Liquids using Venturi Jet Mixer. *International Journal of Applied Engineering Research*, 3 (7)
- Syafiq, A., Pandey, A., Adzman, N., and Rahim, N. A. (2018). Advances in approaches and methods for self-cleaning of solar photovoltaic panels. *Solar Energy*, 162, 597-619.
- Tabet, I., Touafek, K., Bellel, N., Bouarroudj, N., Khelifa, A., and Adouane, M. (2014). Optimization of angle of inclination of the hybrid photovoltaic-thermal solar collector using particle swarm optimization algorithm. *Journal of renewable and sustainable energy*, 6 (5), 053116.
- Tan, Y. H., Abdullah, M. O., Nolasco-Hipolito, C., and Syuhada, N. A. Z. (2017). Application of RSM and Taguchi methods for optimizing the transesterification of waste cooking oil catalyzed by solid ostrich and chicken-eggshell derived CaO. *Renewable energy*
- Touati, F. A., Al-Hitmi, M. A., and Bouchech, H. J. (2013). Study of the Effects of Dust, Relative Humidity, and Temperature on Solar PV Performance in Doha: Comparison Between Monocrystalline and Amorphous PVS. *International Journal of Green Energy*, 10 (7), 680-689.
- Tranca, D.-C., Rosner, D., and Palacean, A.-V. (2017). *Autonomous Flexible Low Power Industrial IoT Controller for Solar Panels Cleaning Systems*. Paper presented at the Control Systems and Computer Science (CSCS), 2017 21st International Conference on.
- Tsai, C.-J., Pui, D. Y., and Liu, B. Y. (1991). Elastic flattening and particle adhesion. *Aerosol Science and Technology*, 15 (4), 239-255.
- Tsai, C.-W., Tong, L.-I., and Wang, C.-H. (2010). Optimization of multiple responses using data envelopment analysis and response surface methodology. *Tamkang Journal of Science and Engineering*, 13 (2), 197-203.

- Tyagi, M., Rana, A., Kumari, S., and Jagadevan, S. (2018). Adsorptive removal of cyanide from coke oven wastewater onto zero-valent iron: Optimization through response surface methodology, isotherm and kinetic studies. *Journal of cleaner production*, 178, 398-407.
- Utomo, T., Jin, Z., Rahman, M., Jeong, H., and Chung, H. (2008). Investigation on hydrodynamics and mass transfer characteristics of a gas-liquid ejector using three-dimensional CFD modeling. *Journal of mechanical science and technology*, 22 (9), 1821-1829.
- Van Stralen, K. J., Jager, K. J., Zoccali, C., and Dekker, F. W. (2008). Agreement between methods. *Kidney international*, 74 (9), 1116-1120.
- Vanaja, K., and Shobha Rani, R. (2007). Design of experiments: concept and applications of Plackett Burman design. *Clinical research and regulatory affairs*, 24 (1), 1-23.
- Versteeg, H. K., and Malalasekera, W. (2007). *An introduction to computational fluid dynamics: the finite volume method*: Pearson Education.
- Vivar, M., Herrero, R., Antón, I., Martínez-Moreno, F., Moretón, R., Sala, G., Blakers, A. W., and Smeltink, J. (2010). Effect of soiling in CPV systems. *Solar Energy*, 84 (7), 1327-1335.
- Walwil, H. M., Mukhaimer, A., Al-Sulaiman, F., and Said, S. A. (2017). Comparative studies of encapsulation and glass surface modification impacts on PV performance in a desert climate. *Solar Energy*, 142, 288-298.
- Wang, J., Zhu, S., Zhang, W., and Lu, H. (2010). Combined modeling for electric load forecasting with adaptive particle swarm optimization. *Energy*, 35 (4), 1671-1678.
- Wang, L., Wang, Y., Yan, X., Wang, A., and Cao, Y. (2017). A numerical study on efficient recovery of fine-grained minerals with vortex generators in pipe flow unit of a cyclonic-static micro bubble flotation column. *Chemical Engineering Science*, 158, 304-313.
- Wang, Y., Duan, M., Ren, X., Qu, X., Cao, Y., Yang, Y., Fan, H., and Chu, Z. (2016a). Experimental study of dust emission: Comparison between high-temperature and ambient-temperature materials. *Powder Technology*, 301, 1321-1329.
- Wang, Y., Ren, X., Zhao, J., Chu, Z., Cao, Y., Yang, Y., Duan, M., Fan, H., and Qu, X. (2016b). Experimental study of flow regimes and dust emission in a free falling particle stream. *Powder Technology*, 292, 14-22.
- Weaver Jr, W., and Johnston, P. R. (1987). *Structural dynamics by finite elements*: Prentice-Hall Englewood Cliffs (NJ).
- Weber, B., Quiñones, A., Almanza, R., and Duran, M. D. (2014). Performance Reduction of PV Systems by Dust Deposition. *Energy Procedia*, 57, 99-108.

- Widyolar, B. K., Abdelhamid, M., Jiang, L., Winston, R., Yablonoitch, E., Scranton, G., Cygan, D., Abbasi, H., and Kozlov, A. (2017). Design, simulation and experimental characterization of a novel parabolic trough hybrid solar photovoltaic/thermal (PV/T) collector. *Renewable energy*, 101, 1379-1389.
- Williams, R. B., Tanimoto, R., Simonyan, A., and Fuerstenau, S. (2007). *Vibration characterization of self-cleaning solar panels with piezoceramic actuation*. Paper presented at the 48th AIAA/ASME/ASCE/AHS/ASC Structures, Structural Dynamics, and Materials Conference.
- Wu, F., Gao, W., Zhang, J., Ma, X., and Zhou, W. (2018). Numerical analysis of gas-solid flow in a novel spouted bed structure under the longitudinal vortex effects. *Chemical Engineering Journal*, 334, 2105-2114.
- Xiao, C.-L., and Huang, H.-X. (2014). Optimal design of heating system for rapid thermal cycling mold using particle swarm optimization and finite element method. *Applied Thermal Engineering*, 64 (1), 462-470.
- Xingcai, L., and Kun, N. (2018). Effectively predict the solar radiation transmittance of dusty photovoltaic panels through Lambert-Beer law. *Renewable energy*, 123, 634-638.
- Xu, B. Y., and Furuyama, M. (1997). Visualization of natural gas-air mixing flow in the mixer of a CNG vehicle. *JSAE review*, 18 (1), 57-60.
- Xu, Y., Islam, M., and Kharoua, N. (2017). Numerical study of winglets vortex generator effects on thermal performance in a circular pipe. *International Journal of Thermal Sciences*, 112, 304-317.
- Xu, Z., Han, Z., Wang, J., and Liu, Z. (2018). The characteristics of heat transfer and flow resistance in a rectangular channel with vortex generators. *International Journal of Heat and Mass Transfer*, 116, 61-72.
- Yadav, N. K., Pala, D., and Chandra, L. (2014). On the understanding and analyses of dust deposition on heliostat. *Energy Procedia*, 57, 3004-3013.
- Yagmahan, B., and Yenisey, M. M. (2010). A multi-objective ant colony system algorithm for flow shop scheduling problem. *Expert Systems with Applications*, 37 (2), 1361-1368.
- Yellapu, S. K., Bezawada, J., Kaur, R., Kuttiraja, M., and Tyagi, R. D. (2016). Detergent assisted lipid extraction from wet yeast biomass for biodiesel: A response surface methodology approach. *Bioresource technology*, 218, 667-673.
- Yeom, H.-J., Kim, Y.-W., and Kim, K. J. (2015). Electrical, thermal and mechanical properties of silicon carbide-silicon nitride composites sintered with yttria and scandia. *Journal of the European Ceramic Society*, 35 (1), 77-86.
- Yilbas, B., Ali, H., Al-Sharafi, A., and Al-Aqeeli, N. (2017). Environmental mud adhesion on optical glass surface: Effect of mud drying temperature on surface properties. *Solar Energy*, 150, 73-82.

- Yin, Y., and Wang, J. (2016). Optimization of hydrogen production by response surface methodology using γ -irradiated sludge as inoculum. *Energy & Fuels*, 30 (5), 4096-4103.
- Yu, S., Wei, Y.-M., and Wang, K. (2012). A PSO–GA optimal model to estimate primary energy demand of China. *Energy Policy*, 42, 329-340.
- Yuen, S. C. K., Nurick, G., Langdon, G., and Iyer, Y. (2017). Deformation of thin plates subjected to impulsive load: Part III—an update 25 years on. *International Journal of Impact Engineering*, 107, 108-117.
- Yunus, S. M. S., and Kumar, Y. D. (2017). Automatic Cleaning of Solar Panels Using Delta PLC. *Imperial Journal of Interdisciplinary Research*, 3 (7)
- Yusoff, M., Fatimah, W., Sopian, A. R., Salleh, E., Adam, N. M., Hamzah, Z., and Mamat, M. (2014). Using computational fluid dynamics in the determination of solar collector orientation and stack height of a solar induced ventilation prototype. *Pertanika Journal of Science & Technology*, 22 (1), 273-288.
- Zhang, J., Zhou, C., Tang, Y., Zheng, F., Meng, M., and Miao, C. (2018). Criteria for particles to be levitated and to move continuously on traveling-wave electric curtain for dust mitigation on solar panels. *Renewable energy*, 119, 410-420.
- Zhang, Y., Wang, S., and Ji, G. (2015). A comprehensive survey on particle swarm optimization algorithm and its applications. *Mathematical Problems in Engineering*, 2015
- Zheng, M., Li, Y., Teng, H., Hu, J., Tian, Z., and Zhao, Y. (2016). Effect of blade number on performance of drag type vertical axis wind turbine. *Applied solar energy*, 52 (4), 315-320.
- Zorrilla-Casanova, J., Philiouline, M., Carretero, J., Bernaola, P., Carpena, P., Mora-López, L., and Sidrach-de-Cardona, M. (2011). *Analysis of dust losses in photovoltaic modules*. Paper presented at the World Renewable Energy Congress-Sweden; 8-13 May; 2011; Linköping; Sweden.
- Zorrilla- Casanova, J., Piliouline, M., Carretero, J., Bernaola- Galván, P., Carpena, P., Mora- López, L., and Sidrach- de- Cardona, M. (2013). Losses produced by soiling in the incoming radiation to photovoltaic modules. *Progress in photovoltaics: Research and Applications*, 21 (4), 790-796.
- Zu, Y., Zhang, Y., Zhao, X., Zhang, Q., Liu, Y., and Jiang, R. (2009). Optimization of the preparation process of vinblastine sulfate (VBLS)-loaded folateconjugated bovine serum albumin (BSA) nanoparticles for tumor-targeted drug delivery using response surface methodology (RSM). *International journal of nanomedicine*, 4, 321.

BIODATA OF STUDENT

Osam Hassan Attia was born on 1st of July 1972 in Baghdad, Iraq. He obtained his Bachelor's degree in Mechanical Engineering in 1994 from University of Technology, Baghdad, Iraq.

The student obtained his Master of Science degree in the Mechanical Engineering in 2007 from the same university, and began his pursuit of Doctor of Philosophy (PhD) in Mechanical Engineering in 2015 in Uneversiti of Putra Malaysia (UPM). For the duration of his PhD the author was competently supervised by a team consisting of Prof. Ir. Dr. Nor Mariah Adam, Dr. Azizan As'arry and Dr. Khairil Anas Md Rezali from the Mechanical and Manufacturing Engineering Department, Faculty of Engineering, UPM. The student has worked as lecturer in Baghdad University, Baghdad, Iraq as a lecture in Air-Conditioning System Design felid.

The student's main research interests felid are: Renewable Energy, Air-Conditioning System Design, Design of Experiment and Optimization.

LIST OF PUBLICATIONS

Accepted Papers

Osam H. Attia, Nor Mariah Adam, Azizan As'arry & Khairil Anas Md Rezali. Removal of Dust From the Solar Panel Surface Using Mechanical Vibrator. JMechE in 4 Jul 2018.

Osam H. Attia, Nor Mariah Adam, Azizan As'arry, Khairil Anas Md Rezali & Hanoon, A. N. Development of a Prediction Model for Output Power Reduction of PVSolar Panels Based on Environmental Parameters using Particle Swarm Optimization Technique. Journal of Engineering and Applied Sciences. April 04, 2018.

Conference Papers

Osam H. Attia, Nor Mariah Adam, Azizan As'arry & Khairil Anas Md Rezali. Removal of Dust From the Solar Panel Surface Using Mechanical Vibrator. NVC-03-2018 conference.

Submitted Papers

Osam H. Attia, Nor Mariah Adam, Azizan As'arry & Khairil Anas Md Rezali. A New Sustainable Dust Removal Method from PV Optimized by Response Surface Methodology. Renewable Energy journal in 9 October 2018. Under Review

Osam H. Attia, Nor Mariah Adam, Azizan As'arry & Khairil Anas Md Rezali. Systematic Review for Dust Removal Techniques from PV and Proposal of a New Sustainable Technique with Zero Power Consumption . IEEE journal of Photovoltaics in 16 October 2018. Under Review



UNIVERSITI PUTRA MALAYSIA

STATUS CONFIRMATION FOR THESIS / PROJECT REPORT AND COPYRIGHT

ACADEMIC SESSION : _____

TITLE OF THESIS / PROJECT REPORT :

OPTIMIZATION OF WIND-POWERED DUST REMOVAL PARAMETERS FOR PHOTOVOLTAICS SOLAR PANEL

NAME OF STUDENT: OSAM HASSAN ATTIA

I acknowledge that the copyright and other intellectual property in the thesis/project report belonged to Universiti Putra Malaysia and I agree to allow this thesis/project report to be placed at the library under the following terms:

1. This thesis/project report is the property of Universiti Putra Malaysia.
2. The library of Universiti Putra Malaysia has the right to make copies for educational purposes only.
3. The library of Universiti Putra Malaysia is allowed to make copies of this thesis for academic exchange.

I declare that this thesis is classified as :

*Please tick (✓)

CONFIDENTIAL

(Contain confidential information under Official Secret Act 1972).

RESTRICTED

(Contains restricted information as specified by the organization/institution where research was done).

OPEN ACCESS

I agree that my thesis/project report to be published as hard copy or online open access.

This thesis is submitted for :

PATENT

Embargo from _____ until _____
(date) (date)

Approved by:

PROFESSOR IR DR NOR MARIAH ADAM

Department of Chairman of Supervisory Committee Engineering

Name: Faculty of Engineering
Universiti Putra Malaysia

Date: 43400 UPM Serdang Selangor Darul Ehsan

(Signature of Student)
New IC No/ Passport No.:

Date :

[Note : If the thesis is CONFIDENTIAL or RESTRICTED, please attach with the letter from the organization/institution with period and reasons for confidentiality or restricted.]