



Home > Vol 5, No 2 (2019)

## Jurnal Ilmiah Teknik Elektro Komputer dan Informatika

**JITEKI (Jurnal Ilmiah Teknik Elektro Komputer dan Informatika)** is a peer-reviewed open access journal published twice a year (**June** and **December**), scientific journal published by Universitas Ahmad Dahlan (UAD). The JITEKI aims to provide an national and an international forum for researchers and professionals to share their ideas on all topics related to engineering fields (such as electrical, computer and informatics). It publishes its issues in an online (e-ISSN [2338-3062](#)) and a printed (p-ISSN [2338-3070](#)) version.

The JITEKI has been accredited by **National Journal Accreditation (ARJUNA)** managed by **Ministry of Research, Technology, and Higher Education, Republic Indonesia** with **Fourth Grade (SINTA 4)** according to the [decree No. 21/E/KPT/2018](#). This journal has been indexed and abstracted in [SINTA](#), [GOOGLE Scholar](#), [GARUDA](#), [BASE \(Bielefeld Search Engine\)](#), [Dimensions](#), [Microsoft Academic Search \(MAS\)](#), [Crossref Search](#), [One Search](#), [PKP-Indexed](#).



Journal title	Jurnal Ilmiah Teknik Elektro Komputer dan Informatika
Initials	JITEKI
Frequency	2 issues per year (June and December)
DOI	prefix <a href="#">10.26555</a> by  Crossref
Print ISSN	<a href="#">2338-3070</a>
Online ISSN	<a href="#">2338-3062</a>
Editor-in-chief	<a href="#">Deris Stiawan</a>
Managing Editor	<a href="#">Son Ali Akbar</a>
Publisher	<a href="#">Universitas Ahmad Dahlan</a>
Citation Analysis	<a href="#">SINTA</a>   <a href="#">Google Scholar</a>

The JITEKI welcomes high-quality manuscripts resulted from a research project in the scope of **engineering fields**, which includes, but is not limited to the following topics: **Robotics, Embedded System, Electrical, Renewable Energy, DCS & PLC, Signal Processing, Image Processing & Computer Vision, Artificial Intelligence, Big Data & Data Mining, Wireless & Network**. The manuscript must be original research, written in English (**started 2019**), and not be simultaneously submitted to another journal or conference.

All submitted manuscripts will be initially reviewed by editors and are then evaluated by a minimum of **two reviewers** through the **blind review** process. This is to ensure the quality of the published manuscripts in the journal.

### Before Submission

The author has to **make sure** that the manuscript has been prepared using [the JITEKI template](#) following the [author guidelines](#). The manuscript should also have been carefully proofread. Any manuscript which **does not meet** the author guidelines, written in a **different format**, or has **poor soundness of English**, will be immediately **rejected**. The only manuscript which meets the [JITEKI format](#) will be processed further.

### Online Submissions

1. Already have a Username/Password? [GO TO LOGIN](#)
2. Need a Username/Password? [GO TO REGISTRATION](#)

Registration and login are required to submit items online and to check the status of current submissions.

## Announcements

*No announcements have been published.*

[More Announcements...](#)

### SPECIAL LINKS

- Author Guidelines
- Editorial Boards
- Reviewers
- Online Submissions
- Focus and Scope
- Publication Ethics
- Visitor Statistics
- Contact Us

### CURRENT INDEXING

- SINTA
- Google Scholar
- GARUDA
- Dimensions
- Microsoft Academic Search
- One Search
- PKP-Indexed
- Crossref

### OPEN JOURNAL SYSTEMS

### JOURNAL TEMPLATE



### USER

Username   
Password   
 Remember me

### NOTIFICATIONS

- View
- Subscribe

### JOURNAL CONTENT

Search   
Search Scope  
All

### Browse

- By Issue
- By Author
- By Title
- Other Journals

### FONT SIZE

## Table of Contents

### Articles

Identification of Bacterial Leaf Blight and Brown Spot Disease In Rice Plants With Image Processing Approach	<a href="#">PDF</a>
<i>Ihsanuddin Ihsan, Eka Wahyu Hidayat, Alam Rahmatulloh</i>	59-67
Mobile Forensics for Cyberbullying Detection using Term Frequency - Inverse Document Frequency (TF-IDF)	<a href="#">PDF</a>
<i>Imam Riadi, Sunardi Sunardi, Panggah Widiandana</i>	68-76
Machine Vision-based Obstacle Avoidance for Mobile Robot	<a href="#">PDF</a>
<i>Nuryono Satya Widodo, Anggit Pamungkas</i>	77-84
Text Classification Using Long Short-Term Memory With GloVe Features	<a href="#">PDF</a>
<i>Winda Kurnia Sari, Dian Palupi Rini, Reza Firsandaya Malik</i>	85-100
Prototype of Smart Lock Based on Internet Of Things (IOT) With ESP8266	<a href="#">PDF</a>
<i>Firza Fadlullah Asman, Endi Permata, Mohammad Fatkhurrohman</i>	101-111
The Combination of Naive Bayes and Particle Swarm Optimization Methods of Student's Graduation Prediction	<a href="#">PDF</a>
<i>Evi Purnamasari, Dian Palupi Rini, Sukemi Sukemi</i>	112-119

#### Jurnal Ilmiah Teknik Elektro Komputer dan Informatika (JITEKI)

ISSN [2338-3070](#) (print) | [2338-3062](#) (online)

Organized by [Electrical Engineering Department - Universitas Ahmad Dahlan](#)

Published by [Universitas Ahmad Dahlan](#)

Website: <http://journal.uad.ac.id/index.php/jiteki>

Email 1: [jiteki@ee.uad.ac.id](mailto:jiteki@ee.uad.ac.id) (publication issues)

Email 2: [sonali@ee.uad.ac.id](mailto:sonali@ee.uad.ac.id) (info and paper handling issues)



This work is licensed under a [Creative Commons Attribution 4.0 International License](#)

[View JITEKI stat](#)

**0000083276**



Home > [About the Journal](#) > **Editorial Team**

## Editorial Team

### Editor-in-Chief

[Dr. Deris Stiawan](#), (SCOPUS ID: 36449642900), Universitas Sriwijaya, Indonesia

### Managing Editor

[Alfian Maarif](#), (SCOPUS ID: 57195619646), Universitas Ahmad Dahlan, Indonesia  
[Son Ali Akbar](#), (SCOPUS ID: 57203215193), Universitas Ahmad Dahlan, Indonesia

### Editorial Board

[Prof. Dr. Kamarul Hawari Bin Ghazali](#), (SCOPUS ID: 24070207000), Universiti Malaysia Pahang, Malaysia  
[Prof. Dr. Jufriadif Na'am](#), (SCOPUS ID: 57189371499), Universitas Putra Indonesia YPTK Padang, Indonesia  
[Dr. Evizal Abdul Kadir](#), (SCOPUS ID: 50561254400), Universitas Islam Riau, Indonesia  
[Andri Pranolo](#), (SCOPUS ID : 56572821900), Universitas Ahmad Dahlan), Indonesia  
[Dr. Ramzi Adriman](#), (SCOPUS ID: 55880088400), Universitas Syiah Kuala, Indonesia  
[Dr. Tresna Dewi](#), (SCOPUS ID: 56106827800), Politeknik Negeri Sriwijaya, Indonesia  
[Dr. Zulfatman Zulfatman](#), (SCOPUS ID: 57209705112), Universitas Muhammadiyah Malang, Indonesia  
[Dr. Arief Marwanto](#), (SCOPUS ID: 36023868500), Universitas Islam Sultan Agung Semarang, Indonesia  
[Dr Sritrusta Sukaridhoto](#), (SCOPUS ID: 35100882700), Politeknik Elektronika Negeri Surabaya (PENS), Indonesia  
[Dr. Iswanto - Iswanto](#), (SCOPUS ID: 56596730700), Universitas Muhammadiyah Yogyakarta, Indonesia

### Jurnal Ilmiah Teknik Elektro Komputer dan Informatika (JITEKI)

ISSN [2338-3070](#) (print) | [2338-3062](#) (online)

Organized by [Electrical Engineering Department - Universitas Ahmad Dahlan](#)

Published by [Universitas Ahmad Dahlan](#)

Website: <http://journal.uad.ac.id/index.php/jiteki>

Email 1: [jiteki@ee.uad.ac.id](mailto:jiteki@ee.uad.ac.id) (publication issues)

Email 2: [sonali@ee.uad.ac.id](mailto:sonali@ee.uad.ac.id) (info and paper handling issues)



This work is licensed under a [Creative Commons Attribution 4.0 International License](#)

[View JITEKI stat](#)

0000083277

#### SPECIAL LINKS

- [Author Guidelines](#)
- [Editorial Boards](#)
- [Reviewers](#)
- [Online Submissions](#)
- [Focus and Scope](#)
- [Publication Ethics](#)
- [Visitor Statistics](#)
- [Contact Us](#)

#### CURRENT INDEXING

- SINTA
- Google Scholar
- GARUDA
- Dimensions
- Microsoft Academic Search
- One Search
- PKP-Indexed
- Crossref

#### OPEN JOURNAL SYSTEMS

#### JOURNAL TEMPLATE



#### USER

Username   
Password   
 Remember me

#### NOTIFICATIONS

- [View](#)
- [Subscribe](#)

#### JOURNAL CONTENT

Search   
Search Scope  
All

#### Browse

- [By Issue](#)
- [By Author](#)
- [By Title](#)
- [Other Journals](#)

#### FONT SIZE



## Machine Vision-based Obstacle Avoidance for Mobile Robot

Nuryono Satya Widodo, Anggit Pamungkas

### Abstract

Obstacle avoidance for mobile robots, especially humanoid robot, is an essential ability for the robot to perform in its environment. This ability based on the colour recognition capability of the barrier or obstacle and the field, as well as the ability to perform movements avoiding the barrier, detected when the robot detects an obstacle in its path. This research develops a detection system of barrier objects and a field with a colour range in HSV format and extracts the edges of barrier objects with the FindContoure method at a threshold filter value. The filter results are then processed using the Bounding Rect method so that the results are obtained from the object detection coordinate extraction. The test results detect the colour of the barrier object with OpenCV is 100%, the movement test uses the processing of the object's colour image and robot direction based on the contour area value > 12500 Pixels, the percentage of the robot making edging motion through the red barrier object is 80% and the contour area testing <12500 pixel is 70% of the movement of the robot forward approaching the barrier object.

### Keywords

Obstacle Avoidance; FindContoure; HSV; Humanoid Robot; Image Processing

### Full Text:

[PDF](#)

### References

- E. Fosch-Villaronga, H. Felzmann, M. Ramos-Montero, and T. Mahler, "Cloud services for robotic nurses? Assessing legal and ethical issues in the use of cloud services for healthcare robots," in IEEE International Conference on Intelligent Robots and Systems, 2018, pp. 290–296. DOI: 10.1109/IROS.2018.8593591
- A. J. Huete, J. G. Victores, S. Martínez, A. Giménez, and C. Balaguer, "Personal autonomy rehabilitation in home environments by a portable assistive robot," IEEE Trans. Syst. Man Cybern. Part C Appl. Rev., vol. 42, no. 4, pp. 561–570, 2012. DOI: 10.1109/TSMCC.2011.2159201
- S. Sheng et al., "Design of an SSVEP-based BCI system with visual servo module for a service robot to execute multiple tasks," Proc. - IEEE Int. Conf. Robot. Autom., pp. 2267–2272, 2017. DOI: 10.1109/ICRA.2017.7989260
- H. M. Do, W. Sheng, and M. Liu, "An open platform of auditory perception for home service robots," in IEEE International Conference on Intelligent Robots and Systems, 2015, vol. 2015-Decem, pp. 6161–6166. DOI: 10.1109/IROS.2015.7354255
- B. Lee, J. Choi, C. Baek, and B. Zhang, "Robust Human Following by Deep Bayesian Trajectory Prediction for Home Service Robots," 2018 IEEE Int. Conf. Robot. Autom., pp. 7189–7195, 2018. DOI: 10.1109/ICRA.2018.8462969
- K. Kaneko et al., "Humanoid robot HRP-2Kai - Improvement of HRP-2 towards disaster response tasks," IEEE-RAS Int. Conf. Humanoid Robot., vol. 2015-December, pp. 132–139, 2015. DOI: 10.1109/HUMANOIDS.2015.7363526
- A. Romay et al., "Open source driving controller concept for humanoid robots: Teams hector and VIGIR at 2015 DARPA robotics challenge finals," in 2015 IEEE-RAS 15th International Conference on Humanoid Robots (Humanoids), 2015, pp. 1147–1147. DOI: 10.1109/HUMANOIDS.2015.7363497
- S. J. Yi and D. D. Lee, "Dynamic heel-strike toe-off walking controller for full-size modular humanoid robots," IEEE-RAS Int. Conf. Humanoid Robot., pp. 395–400, 2016. DOI: 10.1109/HUMANOIDS.2016.7803306
- V. Chernov, J. Alander, and V. Bochko, "Integer-based accurate conversion between RGB and HSV color spaces," Comput. Electr. Eng., 2015. DOI: 10.1016/j.compeleceng.2015.08.005
- Z. Liu, W. Chen, Y. Zou, and C. Hu, "Regions of interest extraction based on HSV color space," in IEEE International Conference on Industrial Informatics (INDIN), 2012. DOI: 10.1109/INDIN.2012.6301214
- D. S. Y. Kartika and D. Herumurti, "Koi fish classification based on HSV color space," in Proceedings of 2016 International Conference on Information and Communication Technology and Systems, ICTS 2016, 2017, pp. 96–100. DOI: 10.1109/ICTS.2016.7910280
- M. B. Asad, F. J. Sharna, N. Alam, and M. J. Islam, "HSV and template matching based Bengali road sign recognition technique," in 2016 International Conference on Innovations in Science, Engineering and Technology, ICISSET 2016, 2017. DOI: 10.1109/ICISSET.2016.7856527
- M. Salarian, A. Manavella, and R. Ansari, "A vision based system for traffic lights recognition," in IntelliSys 2015 - Proceedings of 2015 SAI Intelligent Systems Conference, 2015, pp. 747–753. DOI: 10.1109/IntelliSys.2015.7361224
- S. Saini, S. Nikhil, K. R. Konda, H. S. Bharadwaj, and N. Ganeshan, "An efficient vision-based traffic light detection and state recognition for autonomous vehicles," in IEEE Intelligent Vehicles Symposium, Proceedings, 2017, no. Iv, pp. 606–611. DOI: 10.1109/IVS.2017.7995785
- H. Waghmare, R. Kokare, and Y. Dandawate, "Detection and classification of diseases of Grape plant using opposite colour Local Binary Pattern feature and machine learning for automated Decision Support System," in 3rd International Conference on Signal Processing and Integrated Networks, SPIN 2016, 2016, pp. 513–518. DOI: 10.1109/SPIN.2016.7566749
- O. R. Indriani, E. J. Kusuma, C. A. Sari, E. H. Rachmawanto, and D. R. I. M. Setiadi, "Tomatoes classification using K-NN based on GLCM and HSV color space," in Proceedings - 2017 International Conference on Innovative and Creative Information Technology: Computational Intelligence and IoT, ICITech 2017, 2018, vol. 2018-Janua, pp. 1–6. DOI: 10.1109/INNOCIT.2017.8319133
- J. Gong, Y. Jiang, G. Xiong, C. Guan, G. Tao, and H. Chen, "The recognition and tracking of traffic lights based on color segmentation and CAMSHIFT for intelligent vehicles," in IEEE Intelligent Vehicles Symposium, Proceedings, 2010, pp. 431–435. DOI: 10.1109/IVS.2010.5548083
- N. S. Widodo, W. Arsadiando, A. Rahman, and M. I. F. Hatta, "Parameterized kick engine for R-SCUAD robot," in International Conference on Electrical Engineering, Computer Science and Informatics (EECSI), 2017. DOI:

#### SPECIAL LINKS

- Author Guidelines
- Editorial Boards
- Reviewers
- Online Submissions
- Focus and Scope
- Publication Ethics
- Visitor Statistics
- Contact Us

#### CURRENT INDEXING

- SINTA
- Google Scholar
- GARUDA
- Dimensions
- Microsoft Academic Search
- One Search
- PKP-Indexed
- Crossref

#### OPEN JOURNAL SYSTEMS

#### JOURNAL TEMPLATE



#### USER

Username

Password

Remember me

#### NOTIFICATIONS

- View
- Subscribe

#### JOURNAL CONTENT

Search

Search Scope

All

#### Browse

- By Issue
- By Author
- By Title
- Other Journals

#### FONT SIZE

#### ABOUT THE AUTHORS

Nuryono Satya Widodo  
Universitas Ahmad Dahlan  
Indonesia

Anggit Pamungkas  
Universitas Ahmad Dahlan  
Indonesia

10.1109/EECSI.2017.8239167

V. K. Bohat and K. V. Arya, "A new heuristic for multilevel thresholding of images," *Expert Syst. Appl.*, 2019. DOI: 10.1016/j.eswa.2018.08.045

# Machine Vision-based Obstacle Avoidance for Mobile Robot

Nuryono S. Widodo<sup>1</sup>, Anggit Pamungkas<sup>1</sup>

<sup>1</sup>Electrical Engineering Dept. UAD, Southern Ring Road., Bantul 55191, Indonesia

---

## ARTICLE INFO

### Article history:

Received 03 December 2019,  
Revised 17 January 2020,  
Accepted 11 February 2020.

---

### Keywords:

Obstacle Avoidance,  
Find Contoure,  
HSV,  
Humanoid Robot,  
Image Processing.

---

## ABSTRACT

Obstacle avoidance for mobile robots, especially humanoid robot, is an essential ability for the robot to perform in its environment. This ability based on the colour recognition capability of the barrier or obstacle and the field, as well as the ability to perform movements avoiding the barrier, detected when the robot detects an obstacle in its path. This research develops a detection system of barrier objects and a field with a colour range in HSV format and extracts the edges of barrier objects with the FindContoure method at a threshold filter value. The filter results are then processed using the Bounding Rect method so that the results are obtained from the object detection coordinate extraction. The test results detect the colour of the barrier object with OpenCV is 100%, the movement test uses the processing of the object's colour image and robot direction based on the contour area value > 12500 Pixels, the percentage of the robot making edging motion through the red barrier object is 80% and the contour area testing <12500 pixel is 70% of the movement of the robot forward approaching the barrier object.

*This work is licensed under a [Creative Commons Attribution-Share Alike 4.0](https://creativecommons.org/licenses/by-sa/4.0/)*



---

### Corresponding Author:

**Nuryono S Widodo,**

Universitas Ahmad Dahlan, Southern Ring Road, Yogyakarta, Indonesia

Email: [nuryono.sw@ee.uad.ac.id](mailto:nuryono.sw@ee.uad.ac.id)

---

## 1. INTRODUCTION

In recent years, personal service robots, robots designed to help people with special needs or older people in their daily activities, have attracted the attention of researchers in the field of robotics [1][2]. Daily activities that we do, for example, in the home, it is very challenging to be carried out by a robotic system [3][4], because the environmental conditions are complex, dynamic and designed for human needs. The robot must have the ability to manipulate mobile and interaction skills with humans to be able to function correctly [5]. Due to its function, it is a fact that most of the services robots are mobile robots. The mobility itself can be in the form of a wheeled or legged actuator. A humanoid robot is an example of a legged type robot. The humanoid form offers some advantages compared to other forms of a robot; one of the most important things is its resemblance with the human enables the robot to operate in a similar environment designed for humans [6][7]. The humanoid robot has become a popular topic in the area of robotics research. Most of the humanoid robot research was conducted on a miniaturized scenario, i.e., the scaled version on the environment set-up and also the robot set-up due to its budget consideration. However, some researchers have proved that it is feasible to scale up this research to be implemented successfully in a full-size scenario [8].

This research aimed to develop a machine vision-based obstacle avoidance system for a miniature size humanoid robot. The obstacle avoidance system enabled the robot to perform its mobility safely in the obstacle cluttered area.

## 2. RESEARCH METHOD

Image processing as the central part of a computer vision is the main problem that needs to be solved in building an obstacle avoidance system. The computer vision system This system enables the robot to avoid an obstacle. The image processing itself must overcome any changes in light intensity variation of the working

environment. The image processing part mainly based on segmentation techniques based on RGB, CMY, HSI, HSV dan normalized RGB [9]. The RGB and HSV are the most common model used because of their simple programming implementation and computationally light, which is very suitable to be used in obstacle avoidance for the mobile robot because of the limited computation power available onboard [10]. In this study the HSV image model was used due to its robustness in light intensity variation [11][12][13][14][15][16][17].

### 2.1. Hardware Configuration

The research was conducted on a 574 mm tall humanoid robot as used in [18], that utilizes a single-board computer as the main controller and an STM32 based sub-controller equipped with a three-axis gyroscope and three-axis accelerometer and also the necessary circuitry needed to communicate with the digital servomotor as the actuator. The electronics configuration described in Figure 1. This robot had twenty degrees of freedom, two of them located in its neck that enables a panning and tilting motion. Figure 2 depicting the robot and the pan movement.

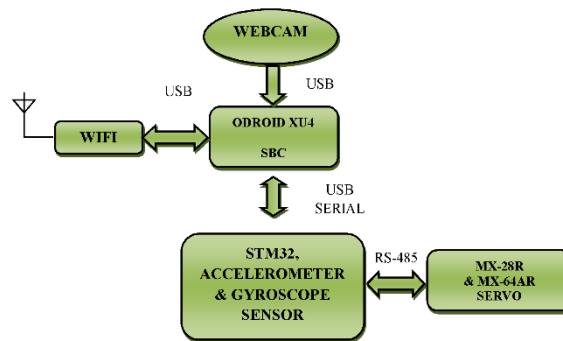


Fig. 1. Robot configuration.

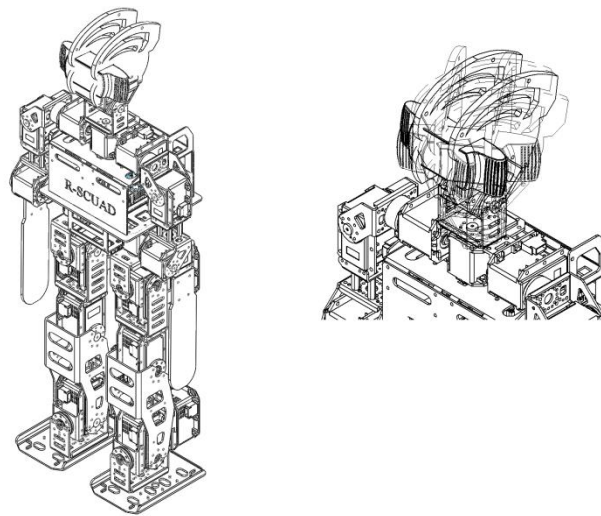


Fig. 2. Isometric view of the robot and the pan movement.

### 2.1. Software Configuration

In the software configuration, OpenCV 2.4.9 based machine vision that performed all the necessary processes were developed on top of the Linux operating system installed on the single-board computer. The first process was converting the RGB to HSV Value. In order to determine the HSV value, a conversion (from RGB to HSV) requires the following steps:

1. Find maximum ( $M$ ) and minimum ( $m$ ) of  $R$ ,  $G$ , and  $B$ .

$$M = \max(R; G; B) \quad (1)$$

$$m = \min(R; G; B) \quad (2)$$

2. Assign

$$V = M \quad (3)$$

3. Calculate delta (d) between M and m.

$$d = M - m \quad (4)$$

4. If d is equal to 0 then assign S with 0 and return. H is undefined in this case.

5. Calculate S as a ratio of d and M.

$$S = \frac{d}{M} \quad (5)$$

6. Calculate H depending on what are M and m

$$H = \frac{1}{6} \cdot \begin{cases} \frac{G - B}{6}, & \text{if } M = R \text{ and } m = B \\ 1 + \frac{R - B}{d}, & \text{if } M = G \text{ and } m = B \\ 2 + \frac{B - R}{d}, & \text{if } M = G \text{ and } m = R \\ 3 + \frac{G - R}{d}, & \text{if } M = B \text{ and } m = R \\ 4 + \frac{R - G}{d}, & \text{if } M = B \text{ and } m = G \\ 5 + \frac{B - G}{d}, & \text{if } M = R \text{ and } m = G \end{cases} \quad (6)$$

The conversion involves the ordering of R, G, and B components, i.e., finding the minimum and maximum of them. If they are equal, then it is the achromatic case when saturation (S) is 0 and hue (H) is undefined. Value (V) is always equal to the maximal RGB component. The formula for saturation is

$$S = \frac{\max(R, G, B) - \min(R, G, B)}{\max(R, G, B)} \quad (7)$$

The formula for hue (H) includes computation of its fraction part and summation with appropriate sector offset. The fraction of hue is computed as

$$F = \frac{\text{mid}(R, G, B) - \min(R, G, B)}{\max(R, G, B) - \min(R, G, B)} \quad (8)$$

The middle component and sector offset are determined according to previously found maximum (M) and minimum (m). Finally, H is divided by 6 in order to change the range to [0,1].

The next stage of the vision process was thresholding. Thresholding is a technique that is useful for image segmentation and provides assistance in many images [19]. Thresholding is a concept to convert an image into two types of intensity, namely 0 or 255, and the simplest method of image segmentation. From the gray image, thresholding can be used to create binary imagery. In the Motion Process thresholding process, each pixel is on an image marked as a pixel of the object if the value is higher than the threshold value.

$$g(x, y) = \begin{cases} 1, & \text{if } f(x, y) \geq T \\ 0, & \text{if } f(x, y) < T \end{cases} \quad (9)$$

Erosion operations are the opposite of dilation operations. In this operation, the size of the object is reduced by eroding the surrounding object. There are two ways that can be done. The first way is to change all the boundary points to be the background point and the second way by setting all three points around the background point to be the background point. Dilation is done to increase the size of the object segment by adding layers around the object.

FindContour is a function available in OpenCV that can be used to find a contour on an image. This function detects every single contour and all detected contour recorded as a node vector. Contours are defined as the line joining all the points along the boundary of an image that are having the same intensity. Contours can be used in shape analysis, finding the size of the object of interest, and object detection. The following process for the vision process was implemented using BoundingRect function in OpenCV that yields the position of the contour in the image in x, y coordinate. The processes conducted described in Figure 3.



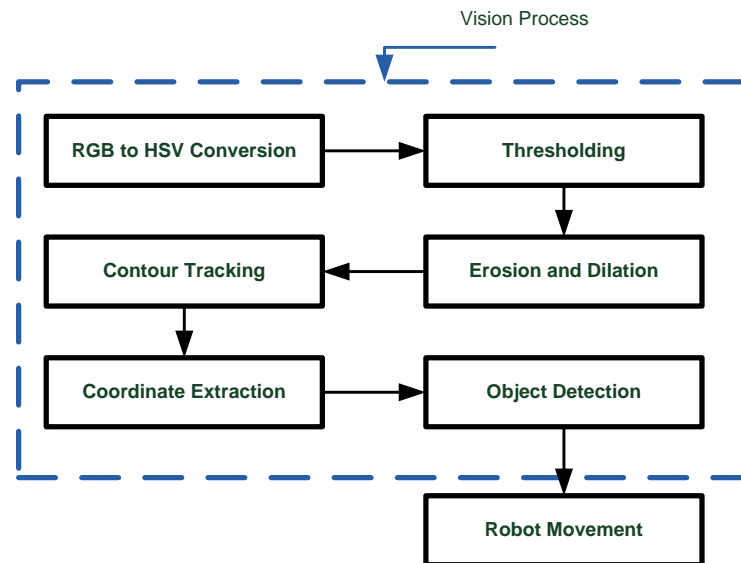


Fig. 3. Machine vision processes

### 3. RESULTS AND DISCUSSION

In this research, there was some test of the detection of blue and red objects with disturbance of objects in purple. This test aims to test the level of accuracy of the vision of the object detection performed. Then the test will be conducted on tracking red and blue objects with purple interference. Following the object detection test, the movement of robots based on image processing of object detection was also tested. This test aims to test the movement of the robot when it detects a barrier object.

#### 3.1. Object detection test

The process begins from the initial image captured from the RGB to HSV conversion, then determine the color filter that is considered an object, and then after the results of the process, the system will detect the colored object chosen. The results of the blue object detection with purple object disturbance depicted in Figure 4 and Figure 5.

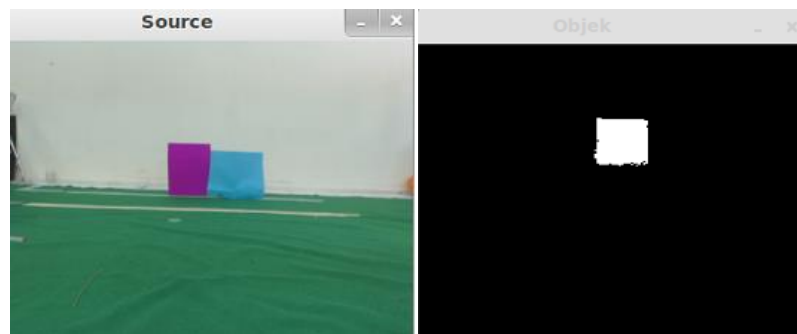


Fig. 4. Blue object detection

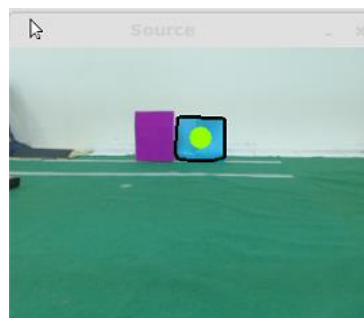


Fig. 5. Blue object contour tracking and coordinate extraction

The object detection system also tested against distance variations, the figure shows the result of object detection in different distances. Figure 6 depicting these scenarios and the result of this test shown in Table 1.




Fig. 6. Blue object contour tracking and coordinate extraction

Table 1. Robot Movement for Blue Object Detection

Object Distance	Detection Result		
	Blue Object	Purple Object	Object Coordinate
50	✓	-	✓
100	✓	-	✓
150	✓	-	✓
200	✓	-	✓
250	✓	-	✓

3.2. Robot movement based on object detection

Robot movements were determined based on the object detection result done by the machine vision part of the software. There were two kinds of object detection criteria used in this process. The first was regarding the color of the object detected and the second was the area of the object detected. The first criteria rely on the blue and red distinction. As for the second criterion, it was actually used only when a red object detected. The process can be explained in the following. The result of the machine vision process passed information about whether a blue or red object detected in the robot sight, if a blue object was detected then the robot will check the blue object detected using the robot pan angle value. For a situation when the blue object was detected at an angle larger than 40° the robot made a move to avoid the blue object by shifting to the left, on the contrary, when the blue object was detected at an angle smaller than 40°, the robot made an evasive move by shifting to the right. Both scenarios can be seen in Figure 7 and Figure 8.




Fig. 7. Photos of robots when making a shift to the left avoid blue objects.




Fig. 8. Photos of robots when making a shift to the right avoid blue objects.

The second criteria i.e. when red object detected, applied as follows, the robot determined the movement based on the proximity of the red object. The proximity of the object was inferred from the pixel count (area calculation) of the red object detected. The research was conducted based on 320 x 240 camera resolution and the pixel count threshold was 12500 pixels. The robot then determined whether it takes an evasive move on to continue its normal walking motion. Therefore, the contour area of a red object was used as a parameter of robot motion. In Figure 9, when the robot detects a red barrier object, when a pixel value or contour area of the red object was detected  $<12500$  pixel the robot makes a walking motion toward the red object and when the pixel value  $> 12500$  pixel the robot crawls through the object barrier.



Fig. 9. Photo of robot encountering a red object

The results of the robot movement when the detected red object area below 12500 pixels and exceeded 12500 shown in Table 2 and Table 3, respectively.

**Table 2.** Robot Movement for Detected Red Object below 12500 pixel

Iteration	Robot Movement		
	Head Scanning	Forward	Crawl
1	✓	-	-
2	-	✓	-
3	-	✓	-

Iteration	Robot Movement		
	Head Scanning	Forward	Crawl
4	-	✓	-
5	-	✓	-
6	✓	-	-
7	-	✓	-
8	-	✓	-
9	✓	-	-
10	-	✓	-

**Table 3.** Robot Movement for Detected Red Object exceed 12500 pixel

Iteration	Robot Movement		
	Head Scanning	Forward	Crawl
1	-	-	✓
2	-	-	✓
3	-	-	✓
4	-	-	✓
5	-	-	✓
6	-	✓	-
7	-	✓	-
8	-	-	✓
9	-	-	✓
10	-	-	✓

#### 4. CONCLUSION

In the research that has been conducted, it can be concluded that the robot can detect barrier objects based on the color of the object and can make movements based on the detected object. The percentage of success of the results of testing the object detection system tested based on the detection distance, obtained the success rate, and accuracy of vision can detect barrier objects is 100%, for testing the movement using image color processing of objects and robot direction based on the value of the contour area  $> 12500$  Pixels, the percentage of robots performing the movement of creeping past the red barrier object is 80% and the result of testing the contour area  $< 12500$  pixels is 70% of the robot's forward movement approaching the barrier object.

#### Acknowledgments

This paper is a result of research conducted at Universitas Ahmad Dahlan under the Robotic Community Development research fund, and Penelitian Dosen Pemula grant, contract number PDP-086/SP3/LPP-UAD/III/2018.

#### REFERENCES

- [1] E. Fosch-Villaronga, H. Felzmann, M. Ramos-Montero, and T. Mahler, "Cloud services for robotic nurses? Assessing legal and ethical issues in the use of cloud services for healthcare robots," in *IEEE International Conference on Intelligent Robots and Systems*, 2018, pp. 290–296. DOI: [10.1109/IROS.2018.8593591](https://doi.org/10.1109/IROS.2018.8593591)
- [2] A. J. Huete, J. G. Victores, S. Martínez, A. Giménez, and C. Balaguer, "Personal autonomy rehabilitation in home environments by a portable assistive robot," *IEEE Trans. Syst. Man Cybern. Part C Appl. Rev.*, vol. 42, no. 4, pp. 561–570, 2012. DOI: [10.1109/TSMCC.2011.2159201](https://doi.org/10.1109/TSMCC.2011.2159201)
- [3] S. Sheng *et al.*, "Design of an SSVEP-based BCI system with visual servo module for a service robot to execute multiple tasks," *Proc. - IEEE Int. Conf. Robot. Autom.*, pp. 2267–2272, 2017. DOI: [10.1109/ICRA.2017.7989260](https://doi.org/10.1109/ICRA.2017.7989260)
- [4] H. M. Do, W. Sheng, and M. Liu, "An open platform of auditory perception for home service robots," in *IEEE International Conference on Intelligent Robots and Systems*, 2015, vol. 2015-Decem, pp. 6161–6166. DOI: [10.1109/IROS.2015.7354255](https://doi.org/10.1109/IROS.2015.7354255)
- [5] B. Lee, J. Choi, C. Baek, and B. Zhang, "Robust Human Following by Deep Bayesian Trajectory Prediction for Home Service Robots," *2018 IEEE Int. Conf. Robot. Autom.*, pp. 7189–7195, 2018. DOI: [10.1109/ICRA.2018.8462969](https://doi.org/10.1109/ICRA.2018.8462969)
- [6] K. Kaneko *et al.*, "Humanoid robot HRP-2Kai - Improvement of HRP-2 towards disaster response tasks," *IEEE-RAS*

- Int. Conf. Humanoid Robot.*, vol. 2015-December, pp. 132-139, 2015. DOI: [10.1109/HUMANOIDS.2015.7363526](https://doi.org/10.1109/HUMANOIDS.2015.7363526)
- [7] A. Romay *et al.*, "Open source driving controller concept for humanoid robots: Teams hector and ViGIR at 2015 DARPA robotics challenge finals," in *2015 IEEE-RAS 15th International Conference on Humanoid Robots (Humanoids)*, 2015, pp. 1147-1147. DOI: [10.1109/HUMANOIDS.2015.7363497](https://doi.org/10.1109/HUMANOIDS.2015.7363497)
- [8] S. J. Yi and D. D. Lee, "Dynamic heel-strike toe-off walking controller for full-size modular humanoid robots," *IEEE-RAS Int. Conf. Humanoid Robot.*, pp. 395-400, 2016. DOI: [10.1109/HUMANOIDS.2016.7803306](https://doi.org/10.1109/HUMANOIDS.2016.7803306)
- [9] V. Chernov, J. Alander, and V. Bochko, "Integer-based accurate conversion between RGB and HSV color spaces," *Comput. Electr. Eng.*, 2015. DOI: [10.1016/j.compeleceng.2015.08.005](https://doi.org/10.1016/j.compeleceng.2015.08.005)
- [10] Z. Liu, W. Chen, Y. Zou, and C. Hu, "Regions of interest extraction based on HSV color space," in *IEEE International Conference on Industrial Informatics (INDIN)*, 2012. DOI: [10.1109/INDIN.2012.6301214](https://doi.org/10.1109/INDIN.2012.6301214)
- [11] D. S. Y. Kartika and D. Herumurti, "Koi fish classification based on HSV color space," in *Proceedings of 2016 International Conference on Information and Communication Technology and Systems, ICTS 2016*, 2017, pp. 96-100. DOI: [10.1109/ICTS.2016.7910280](https://doi.org/10.1109/ICTS.2016.7910280)
- [12] M. B. Asad, F. J. Sharna, N. Alam, and M. J. Islam, "HSV and template matching based Bengali road sign recognition technique," in *2016 International Conference on Innovations in Science, Engineering and Technology, ICISSET 2016*, 2017. DOI: [10.1109/ICISSET.2016.7856527](https://doi.org/10.1109/ICISSET.2016.7856527)
- [13] M. Salarian, A. Manavella, and R. Ansari, "A vision based system for traffic lights recognition," in *IntelliSys 2015 - Proceedings of 2015 SAI Intelligent Systems Conference*, 2015, pp. 747-753. DOI: [10.1109/IntelliSys.2015.7361224](https://doi.org/10.1109/IntelliSys.2015.7361224)
- [14] S. Saini, S. Nikhil, K. R. Konda, H. S. Bharadwaj, and N. Ganeshan, "An efficient vision-based traffic light detection and state recognition for autonomous vehicles," in *IEEE Intelligent Vehicles Symposium, Proceedings*, 2017, no. Iv, pp. 606-611. DOI: [10.1109/IVS.2017.7995785](https://doi.org/10.1109/IVS.2017.7995785)
- [15] H. Waghmare, R. Kokare, and Y. Dandawate, "Detection and classification of diseases of Grape plant using opposite colour Local Binary Pattern feature and machine learning for automated Decision Support System," in *3rd International Conference on Signal Processing and Integrated Networks, SPIN 2016*, 2016, pp. 513-518. DOI: [10.1109/SPIN.2016.7566749](https://doi.org/10.1109/SPIN.2016.7566749)
- [16] O. R. Indriani, E. J. Kusuma, C. A. Sari, E. H. Rachmawanto, and D. R. I. M. Setiadi, "Tomatoes classification using K-NN based on GLCM and HSV color space," in *Proceedings - 2017 International Conference on Innovative and Creative Information Technology: Computational Intelligence and IoT, ICITech 2017*, 2018, vol. 2018-Janua, pp. 1-6. DOI: [10.1109/INNOCIT.2017.8319133](https://doi.org/10.1109/INNOCIT.2017.8319133)
- [17] J. Gong, Y. Jiang, G. Xiong, C. Guan, G. Tao, and H. Chen, "The recognition and tracking of traffic lights based on color segmentation and CAMSHIFT for intelligent vehicles," in *IEEE Intelligent Vehicles Symposium, Proceedings*, 2010, pp. 431-435. DOI: [10.1109/IVS.2010.5548083](https://doi.org/10.1109/IVS.2010.5548083)
- [18] N. S. Widodo, W. Arsadiando, A. Rahman, and M. I. F. Hatta, "Parameterized kick engine for R-SCUAD robot," in *International Conference on Electrical Engineering, Computer Science and Informatics (EECSI)*, 2017. DOI: [10.1109/EECSI.2017.8239167](https://doi.org/10.1109/EECSI.2017.8239167)
- [19] V. K. Bohat and K. V. Arya, "A new heuristic for multilevel thresholding of images," *Expert Syst. Appl.*, 2019. DOI: [10.1016/j.eswa.2018.08.045](https://doi.org/10.1016/j.eswa.2018.08.045)