

Dalitz-plot decomposition for three-body decays

M. Mikhasenko,^{1,*} M. Albaladejo,² Ł. Bibrzycki^{3,2,4}, C. Fernández-Ramírez⁵, V. Mathieu⁶, S. Mitchell⁷,
M. Pappagallo,⁷ A. Pilloni^{8,9}, D. Winney,^{10,3} T. Skwarnicki¹¹ and A. P. Szczepaniak^{2,10,3}

¹CERN, 1211 Geneva 23, Switzerland

²Theory Center, Thomas Jefferson National Accelerator Facility, Newport News, Virginia 23606, USA

³Physics Department, Indiana University, Bloomington, Indiana 47405, USA

⁴Institute of Computer Science, Pedagogical University of Cracow, 30-084 Kraków, Poland

⁵Instituto de Ciencias Nucleares, Universidad Nacional Autónoma de México, Ciudad de México 04510, Mexico

⁶Departamento de Física Teórica, Universidad Complutense de Madrid, 28040 Madrid, Spain

⁷School of Physics and Astronomy, University of Edinburgh, EH9 3FD Edinburgh, United Kingdom

⁸European Centre for Theoretical Studies in Nuclear Physics and Related Areas (ECT*) and Fondazione Bruno Kessler, Villazzano (Trento) I-38123, Italy

⁹INFN Sezione di Genova, Genova I-16146, Italy

¹⁰Center for Exploration of Energy and Matter, Indiana University, Bloomington, Indiana 47403, USA

¹¹Syracuse University, Syracuse, New York 13244, USA



(Received 25 October 2019; accepted 3 February 2020; published 27 February 2020)

We present a general formalism to write the decay amplitude for multibody reactions with explicit separation of the rotational degrees of freedom, which are well controlled by the spin of the decay particle, and dynamic functions on the subchannel invariant masses, which require modeling. Using the three-particle kinematics we demonstrate the proposed factorization, named the Dalitz-plot decomposition. The Wigner rotations, which are subtle factors needed by the isobar modeling in the helicity framework, are simplified with the proposed decomposition. Consequently, we are able to provide them in an explicit form suitable for the general case of arbitrary spins. The only unknown model-dependent factors are the isobar line shapes that describe the subchannel dynamics. The advantages of the new decomposition are shown through three examples relevant for the recent discovery of the exotic charmonium candidate $Z_c(4430)$, the pentaquarks P_c , and the intriguing $\Lambda_c^+ \rightarrow pK^-\pi^+$ decay.

DOI: [10.1103/PhysRevD.101.034033](https://doi.org/10.1103/PhysRevD.101.034033)

I. INTRODUCTION

Partial-wave decomposition of reaction amplitudes is widely used in the analysis of both fixed target (e.g., COMPASS, VES, CLAS, GlueX) and collider (e.g., LHCb, BESIII, Belle, BABAR) experiments. It is the most powerful way to account for spin and parity, J^P , of various contributions, thus, it is required in quantum number determinations of newly observed resonances. It also provides for the most sensitive way of distinguishing exotic hadrons, including the XYZ states and pentaquark candidates in the heavy quarkonium sector, from usually large contributions by ordinary mesons and baryons. To establish the existence of a resonance in a given partial wave, it is

desired to have a representation of the reaction amplitude consistent with the S -matrix principles of unitarity, analyticity, and Lorentz invariance. This is nontrivial when dealing with particles with spin, which introduce kinematical singularities and (pseudo)threshold relations between partial waves. Amplitude analysis in the context of the S -matrix constraints has been extensively studied in the past using both covariant [1–3] and noncovariant methods [4–7]. When several particles with spin are involved, the noncovariant approach is more practical because spin is universally accounted for through the simple Wigner D functions. In this paper, we take a step to simplify amplitude construction and discuss a convenient framework which incorporates dynamic subchannel resonances for a multiparticle decay. We present a universal amplitude formula which describes the decay of an arbitrary spin state to three particles, each also with arbitrary spin. Specifically, we write the amplitudes in a factorized form to separate the dependence on the angles that characterize the orientation of the final-state particles (and thus the information about the polarization of the parent particle) from the Dalitz-plot

*mikhail.mikhasenko@cern.ch

Published by the American Physical Society under the terms of the [Creative Commons Attribution 4.0 International license](https://creativecommons.org/licenses/by/4.0/). Further distribution of this work must maintain attribution to the author(s) and the published article's title, journal citation, and DOI. Funded by SCOAP³.

variables that encode the information on the intermediate resonances in the multiparticle final state. We do not focus on details of the two-particle dynamics and merely give an example of the simplest parametrization; however, we stress that additional constraints from kinematical singularities outside of the physical region of the decay (e.g., see Refs. [8,9]) can be applied in our framework and would lead to more complicated line-shape functions. Furthermore, two-body unitarity constraints (e.g., see Refs. [10–13]) can be used to confine uncertainties of the two-body dynamics. While the latter lies outside the scope of this paper, our framework provides a convenient basis for this investigation.

The rest of the paper is organized as follows. The details of the amplitude construction are discussed in Sec. II. In Sec. III, the formalism is illustrated with three specific examples—namely, $\Lambda_c^+ \rightarrow pK^-\pi^+$, $\bar{B}^0 \rightarrow \psi[\rightarrow \mu^+\mu^-]\pi^+K^-$, and $\Lambda_b^0 \rightarrow J/\psi[\rightarrow \mu^+\mu^-]pK^-$. These reactions are relevant in exotic hadron searches and/or carry particular complications due to spin. All of the necessary derivations are summarized in the appendixes, where we also compare our method to other approaches.

II. DALITZ-PLOT DECOMPOSITION

We focus on three-body decays, labeled $0 \rightarrow 123$ as shown in Fig. 1, where particles have arbitrary spin. The particles 1, 2, and 3 can decay further; however, we assume that their lifetimes are large enough so that the interaction between their decay products and the other particles can be neglected. In this case, the subsequent decay factors out of the $0 \rightarrow 123$ process. This holds for particles that are stable under the strong interaction (π^0, D, \dots), as well as for narrow resonances such as $J/\psi, \phi, \eta', \dots$. For simplicity, we omit isospin indices and comment on the treatment of identical particles later in the text. The reference coordinate system is fixed in the rest frame of the decaying particle. The configuration of the momenta in this frame is referred to as a *space-fixed* center-of-momentum configuration (CM). The three-momenta of the decay products span a plane; therefore, it is convenient to also consider an additional configuration. A specific event is said to be in an *aligned* configuration if the decay-product plane coincides with the xz plane of the coordinate system. Any event can be brought into the space-fixed configuration for the aligned one by an overall rotation determined by a set

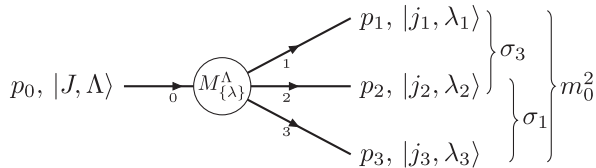


FIG. 1. Diagram for the three-body decay of a particle with spin J to particles labeled 1,2,3 with j_1, j_2, j_3 spins, respectively.

(α, β, γ) of Euler angles to be specified below [14]. The dependence of the reaction differential decay width on these angles is determined by the particle-0 spin-density matrix, and, for example, disappears in the unpolarized case. In general, the choice of coordinates of the space-fixed frame is arbitrary; however, the polarization matrix is simplified (e.g., it is diagonal for a spin-1/2 particle) when the z axis points in the direction of the polarization. For production of particles in colliding beams, the longitudinal polarization is suppressed due to parity conservation of the strong interaction [15]. Therefore, for polarization studies, it is convenient to choose the z axis parallel to $\vec{p}_{\text{beam}} \times \vec{p}_0$ [16,17]. The transverse direction is preserved when the system is boosted to the rest frame of particle 0. The xz plane is specified by requiring that it contains \vec{p}_{beam} . As an alternative to the transverse frame, there are several possible longitudinal frames commonly used for polarization studies of charmonium [18]. Throughout the paper, we use *active* transformations, i.e., the coordinates of the reference frames are fixed while the particle four-vectors change under boosts or rotations.

In the following, we denote the transition amplitude for an initial state with spin J , and spin projection Λ quantized along the z axis in the space-fixed frame by $M_{\{\lambda\}}^{\Lambda}$. Individual spins and helicities of the three particles in the final state are denoted by j_i and λ_i , respectively, and collectively by $\{\lambda\} \equiv (\lambda_1, \lambda_2, \lambda_3)$. The amplitude $M_{\{\lambda\}}^{\Lambda}$ can be written

$$M_{\{\lambda\}}^{\Lambda} = \sum_{\nu} D_{\Lambda, \nu}^{J*}(\alpha, \beta, \gamma) O_{\{\lambda\}}^{\nu}, \quad (1)$$

where the Wigner D function stands for the $(2J+1)$ -dimensional spinor representation of the rotation group (see, e.g., Ref. [19]),

$$D_{\Lambda, \nu}^J(\alpha, \beta, \gamma) = \langle J, \Lambda | e^{-i\alpha J_z} e^{-i\beta J_y} e^{-i\gamma J_z} | J, \nu \rangle. \quad (2)$$

This rotation moves the momenta of the final-state particles from the aligned configuration $(\vec{p}_1^a, \vec{p}_2^a, \vec{p}_3^a)$ to the measured one $(\vec{p}_1, \vec{p}_2, \vec{p}_3)$. In this aligned configuration, $-\vec{p}_1^a$ is oriented along the z axis and $(\vec{p}_2^a, \vec{p}_3^a)$ lie in the xz plane. The vectors in the measured (space-fixed) configuration are obtained by first rotating the aligned configuration about the z -axis by γ , followed by rotations by β and α about y and x , respectively, where β and α are the polar and azimuthal angles of the measured direction of the $-\vec{p}_1$. The angle γ is the azimuthal angle between the space-fixed y axis and the normal to the particles plane given by $\vec{p}_2 \times \vec{p}_3$, once \vec{p}_1 has been aligned with the $-z$ axis (see the first column in Fig. 2, with $\alpha = \phi_1, \beta = \theta_1$, and $\gamma = \phi_{23}$). The index ν corresponds to the component the spin of the particle 0 quantized along the direction opposite to particle 1. The Euler angles appear naturally in a sequential decay of the particle 0 into an *isobar* (two-particle subsystem) and a

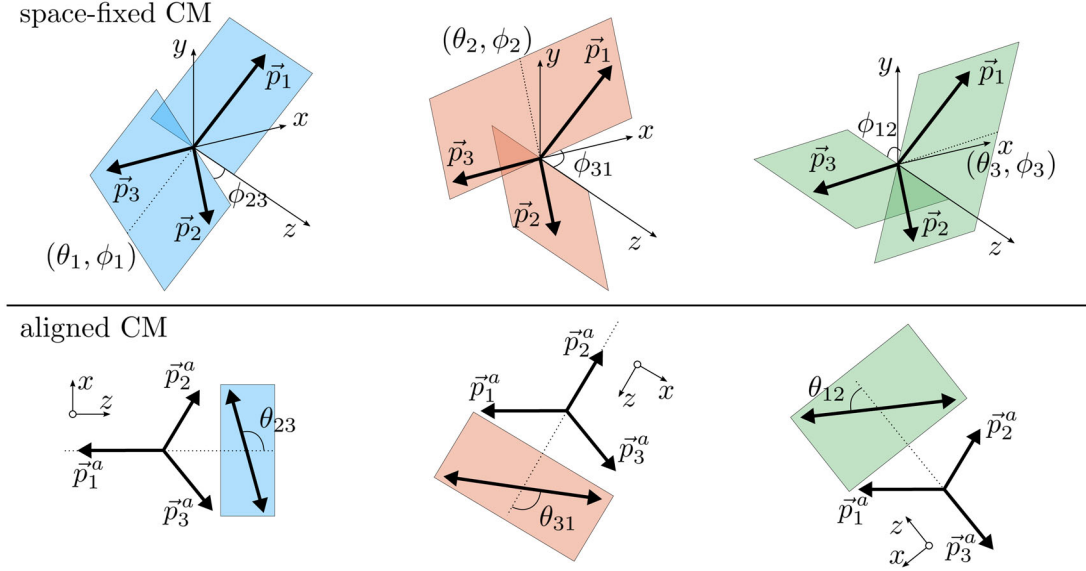


FIG. 2. Three different choices of the Euler rotations that lead to different aligned center-of-momentum (aligned CM) frames. The upper row shows the measured space-fixed frame. The coordinate axes are fixed by the external conditions, such as the production mechanism and the definition of the polarization matrix. For the three cases, $(ijk) \in \{(123), (231), (312)\}$, the angles with a single index (θ_k, ϕ_k) provide the direction of $-\vec{p}_k$, while the angles with the double index (θ_{ij}, ϕ_{ij}) give the direction of \vec{p}_i' vector in the isobar- k helicity frame [i.e., the (ij) rest frame]. The lower row shows the orientation of the vectors in the aligned CM, depicting the momenta of particles i , and j in the (ij) rest frame.

spectator (particle 1), followed by the isobar decay to particles 2 and 3. $\Omega = (\alpha, \beta)$ is the spherical angle determining the direction of the isobar motion in the space-fixed CM, and γ is the azimuthal angle of the relative momentum between 2 and 3 in the isobar helicity frame, obtained from the space-fixed CM with inverse rotation by Ω and a boost along the z axis. The amplitude $O_{\{\lambda\}}^\nu = O_{\{\lambda\}}^\nu(\{\sigma\})$ describes the transition to the three-particle final state in the aligned configuration, for which the relative motion between the particles is completely specified by Lorentz-invariant variables, $\{\sigma\}$. In the following, we refer to it as the *Dalitz-plot function*. For $0 \rightarrow 123$ decay, we employ the Mandelstam variables, $\sigma_1 = (p_2 + p_3)^2$, $\sigma_2 = (p_1 + p_3)^2$, and $\sigma_3 = (p_1 + p_2)^2$, related by

$$\sigma_1 + \sigma_2 + \sigma_3 = \sum_{i=0}^3 m_i^2,$$

where m_i are the masses of the particles. In terms of the Dalitz-plot function, the differential cross section reads

$$\begin{aligned} d\sigma/d\Phi_3 = N \sum_{\Lambda\Lambda'} \rho_{\Lambda\Lambda'} \sum_{\nu,\nu'} D_{\Lambda,\nu}^{J*}(\alpha, \beta, \gamma) \\ \times D_{\Lambda',\nu'}^J(\alpha, \beta, \gamma) \sum_{\{\lambda\}} O_{\{\lambda\}}^\nu O_{\{\lambda\}}^{\nu'*}, \end{aligned} \quad (3)$$

where N is an overall normalization factor and ρ is the spin-density matrix of the decaying particle. It is clear that in the unpolarized case, when $\rho_{\Lambda\Lambda'} \sim \delta_{\Lambda\Lambda'}$, the dependence on α, β , and γ drops out. Conversely, when one integrates over the

Euler angles, the remaining distribution is not sensitive to the polarization.

The amplitude $M_{\{\lambda\}}^\Lambda$ can be written as a sum of three terms, each one defining its own aligned configuration,

$$M_{\{\lambda\}}^\Lambda = M_{\{\lambda\}}^{(1),\Lambda} + M_{\{\lambda\}}^{(2),\Lambda} + M_{\{\lambda\}}^{(3),\Lambda}. \quad (4)$$

Each term describes a two-particle partial-wave (isobar) sum labeled in the superscript with the index of the spectator particle to distinguish the three types of isobars. The isobar can alternatively be identified by the indices of the two particles it decays into. In the following, we use both notations: the single-index notation is used to specify the isobar angles in the CM frame, while the double-index notation is used for the angles of isobar-decay products (see examples in Fig. 2).

In practical cases, one or more terms in Eq. (4) can be neglected if no sizable interaction happens in that sub-channel, e.g., as in $\pi^+\pi^+$. Schematically, the individual amplitudes $M^{(i)}$ are given by the product of two subsequent two-body decay amplitudes. The first one,

$$n_J D_{\Lambda,\tau-\lambda_k}^{J*}(\Omega_k) H_{\tau,\lambda_k}^{0 \rightarrow (ij),k}, \quad (5)$$

describes the decay of the particle 0 to the isobar (ij) and the spectator k . Here, $n_J = \sqrt{2J+1}$ is a common normalization factor, and τ and λ_k are the helicities of the isobar and the spectator particle, respectively, in the space-fixed CM. The second one,

$$n_s D_{\tau, \lambda'_i - \lambda'_j}^{s*}(\Omega_{ij}) H_{\lambda'_i, \lambda'_j}^{(ij) \rightarrow i, j}, \quad (6)$$

describes the decay of the isobar, with λ'_i and λ'_j denoting the helicities of the decay products, $n_s = \sqrt{2s+1}$. We note that the two amplitudes given above are evaluated in different frames: Eq. (5) is evaluated in the space-fixed CM, while Eq. (6) is computed in the isobar helicity frame. The boost that relates the two frames affects the helicities of particles i and j as discussed below. In Eqs. (5) and (6), Ω denotes a pair of spherical angles, and the D function reads $D(\Omega) = D(\phi, \theta, 0)$. For each term in Eq. (4), these angles are tied to a different aligned configuration. The angles associated with the isobar in channel k are defined in the space-fixed CM. Ω_k is the spherical angle of the momentum of the isobar, i.e., $\vec{p}_i + \vec{p}_j$ (see Fig. 2), while the spherical angle Ω_{ij} specifies the direction of motion of particle i in the isobar helicity frame. The latter is obtained from the space-fixed CM by applying a rotation inverse to $R(\Omega_k)$ and a boost along the z axis to the particle momenta. As a consequence, $M_{\{\lambda\}}^{(k), \Lambda}$ is constructed from the product of the amplitudes in Eqs. (5) and (6) and can be expressed as in Eq. (1), but with the set of angles $(\alpha, \beta, \gamma) \rightarrow (\alpha^k, \beta^k, \gamma^k)$ specific to the aligned configuration having particle k as the spectator. Since these sets are different, the sum of three amplitudes in Eq. (4) does not immediately factorize into a product of a single overall rotation function times $O_{\{\lambda\}}^\nu$. Fortunately, since the three aligned configurations are defined in the same CM frame, they are related to each other by a rotation of angle $\hat{\theta}_{k(1)}$ about the y axis [see Eq. (B3)]. Applying such a rotation to bring the configurations with spectator particles 2 or 3 to that with particle 1 as spectator transforms the sum of three amplitudes in Eq. (4) into the helicity amplitude $O_{\{\lambda\}}^\nu$ of Eq. (1), with $(\alpha, \beta, \gamma) \equiv (\alpha^1, \beta^1, \gamma^1)$. We shall refer to this aligned configuration corresponding to the spectator particle 1 (bottom left in Fig. 2) as the *canonical* configuration. Finally, we note that, before the amplitude in Eq. (6) can be combined with that of Eq. (5), the former has to be boosted from the isobar rest frame to the space-fixed CM. Owing to the noncommutativity of Lorentz boosts, this induces a *Wigner rotation* which affects the helicities of particles i and j [20]. When working with the aligned configurations, the Wigner rotations are around the y axis and, therefore, are real functions of the Mandelstam variables. As a result, the final form of the Dalitz-plot function in the canonical configuration is given by

$$\begin{aligned} O_{\{\lambda\}}^\nu(\{\sigma\}) &= \sum_{(ij)k} \sum_s \sum_\tau \sum_{\{\lambda'\}} n_J n_s d_{\nu, \tau - \lambda'_k}^J(\hat{\theta}_{k(1)}) \\ &\times H_{\tau, \lambda'_k}^{0 \rightarrow (ij), k} X_s(\sigma_k) d_{\tau, \lambda'_i - \lambda'_j}^s(\theta_{ij}) H_{\lambda'_i, \lambda'_j}^{(ij) \rightarrow i, j} \\ &\times d_{\lambda'_i, \lambda'_1}^{i_1}(\zeta_{k(0)}^1) d_{\lambda'_2, \lambda'_2}^{i_2}(\zeta_{k(0)}^2) d_{\lambda'_3, \lambda'_3}^{i_3}(\zeta_{k(0)}^3), \quad (7) \end{aligned}$$

with all of the angles given in terms of Mandelstam variables as shown in Appendix A. The first sum in Eq. (7) is over the three combinations, $(ij)k \in \{(23)1, (31)2, (12)3\}$, that correspond to the three different decay chains [see Eq. (4)], with an isobar denoted either by the pair of particles it decays to, (ij) , or the index of the spectator particle k . For every decay chain there are two helicity couplings, H , and the two Wigner d functions in front of them that describe the orientation of the decay products in the corresponding binary transition. The argument of the first d function, $\theta_{k(1)}$, is measured in the canonical aligned CM. It corresponds to the polar angle of the isobar k (the direction opposite to \vec{p}_k) with respect to the z axis (the direction of $-\vec{p}_1$ in the canonical configuration). The argument of the second d function, θ_{ij} , is defined in the isobar rest frame and corresponds to the polar angle of particle i with respect to the direction opposite to the direction of motion of the particle 0, i.e., $-\vec{p}_0$. Finally, $\zeta_{k(0)}^i$ are the polar angles of the Wigner rotations, computed in the particle- i rest frame (see Fig. 3). The upper index refers to the particle, the lower index k sets the considered decay chain, and the label (0) reflects the fact that the set of helicities $\{\lambda\}$ is defined in the rest frame of the resonance. The unprimed helicity indices are defined in the aligned CM, while the primed indices correspond to helicities in the isobar rest frame. We note that, for every decay chain, one Wigner rotation is trivial, $\zeta_{i(0)}^i = 0$, since the boost to the isobar rest frame is in the direction opposite to the spectator momentum [see Eq. (A6) in Appendix A]. The main energy dependence of the spin s isobar is given by the $X_s(\{\sigma\})$ function, which depends on a single Mandelstam variable, i.e., the square of the invariant mass of the isobar. Implementation of the Eq. (7) and the code for many practical examples can be found online [21–23]. We note that helicity couplings have to be defined within a phase convention of the particle helicity states [24]. We used the no-phase convention. Alternatively, in the Jacob-Wick particle-2 phase convention [5], some helicity couplings change sign,

$$\begin{aligned} h_{\tau, \lambda'_k}^{0 \rightarrow (ij), k} &= H_{\tau, \lambda'_k}^{0 \rightarrow (ij), k} (-1)^{j_k - \lambda'_k}, \\ h_{\lambda'_i, \lambda'_j}^{(ij) \rightarrow i, j} &= H_{\lambda'_i, \lambda'_j}^{(ij) \rightarrow i, j} (-1)^{j_j - \lambda'_j}, \quad (8) \end{aligned}$$

where h are the particle-2-phase-convention helicity couplings. The latter convention is useful, for example, when the system needs to be symmetrized on particle permutation (identical particles in the final state). It is often convenient to parametrize the helicity couplings in the LS scheme [5]:

$$\begin{aligned} H_{\tau, \lambda'_k}^{0 \rightarrow (ij), k} &= \sum_{LS} H_{LS}^{0 \rightarrow (ij), k} \sqrt{\frac{2L+1}{2J+1}} \langle s, \tau; j_k, -\lambda'_k | S, \tau - \lambda'_k \rangle \\ &\times \langle L, 0; S, \tau - \lambda'_k | J, \tau - \lambda'_k \rangle, \quad (9) \end{aligned}$$

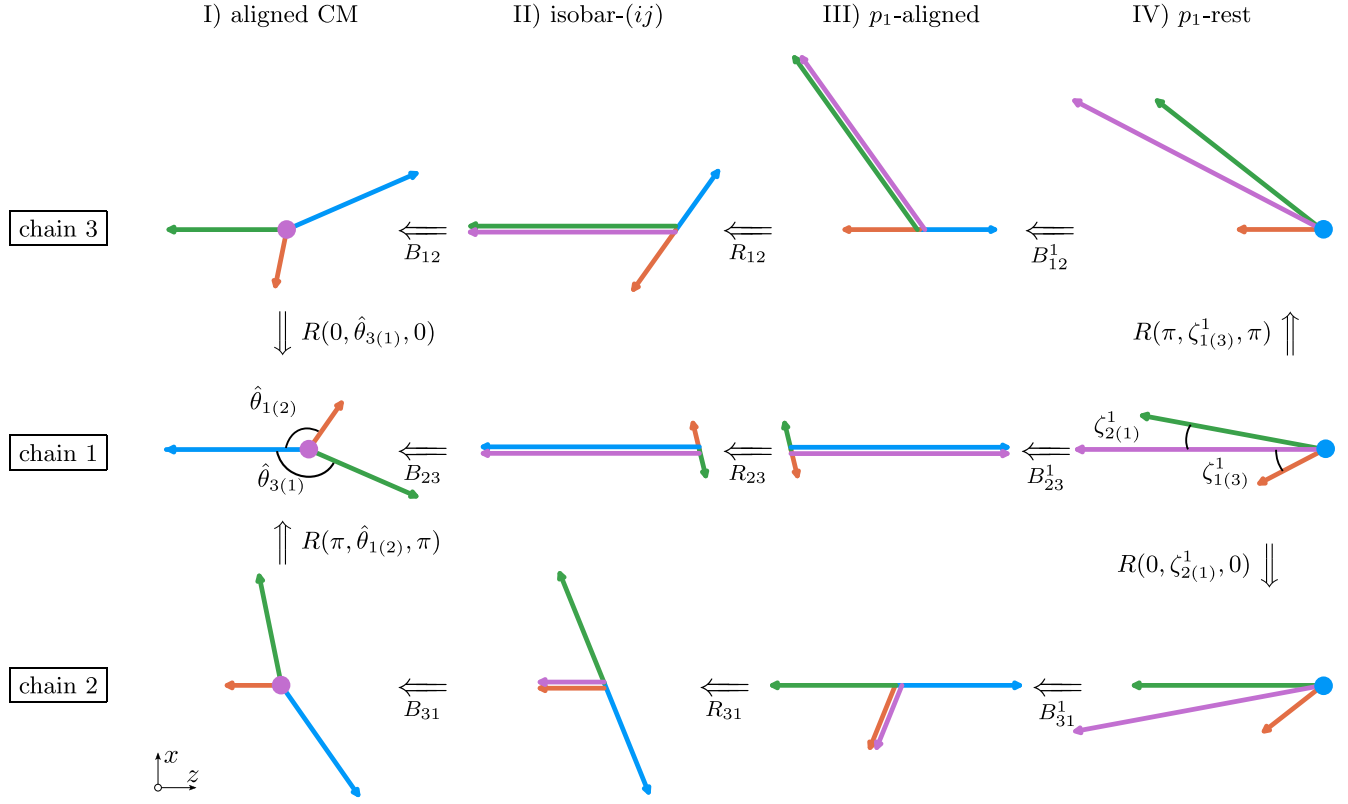


FIG. 3. Transformations of the aligned configurations of momenta in the decay p_0 (purple) \rightarrow p_1 (blue) p_2 (orange) p_3 (green). The rows correspond to the decay chains 3(12), 1(23), 2(31), respectively. The columns are different frames for each chain $k(ij)$: (I) the aligned CM with \vec{p}_k pointing to the $-z$ direction, (II) vectors are boosted to the isobar k rest frame, where $\vec{p}_i + \vec{p}_j = \vec{0}$, (III) the same configuration as before, but with \vec{p}_1 aligned with z , and (IV) vectors are boosted to the particle-1 rest frame to show how the Wigner angles arise. The black arrows indicate the transformations, with self-explanatory indices. The clockwise rotations about the y axis are implemented with $R(\pi, \theta, \pi)$, and the plane is flipped by $R_z(\pi)$ before and after the y rotation [see Eq. (A4)].

where S is the spin of the isobar-spectator system and L is the relative orbital angular momentum. The expressions inside the brackets are the Clebsch-Gordan coefficients. The other helicity couplings between the isobar and its decay products, $H^{(ij)\rightarrow i,j}_{\lambda'_i, \lambda'_j}$, are mapped onto the LS couplings through

$$H_{\lambda'_i, \lambda'_j}^{(ij)\rightarrow i,j} = \sum_{l's'} H_{l's'}^{(ij)\rightarrow i,j} \sqrt{\frac{2l'+1}{2s+1}} \langle j_i, \lambda'_i; j_j, -\lambda'_j | s', \lambda'_i - \lambda'_j \rangle \times \langle l', 0; s', \lambda'_i - \lambda'_j | s, \lambda'_i - \lambda'_j \rangle. \quad (10)$$

Parity conservation is straightforward to enforce in the LS scheme since a change in the orbital angular momentum by one unit flips the parity. Hence, parity conservation makes some LS couplings vanish in the amplitude construction. The helicity couplings are mass dependent due to the threshold factors [24,25]. For vanishing breakup momentum p , the LS couplings go to zero as $H_{LS} \propto p^L$. In Refs. [8,9], we showed how this behavior enforces kinematical relations among the helicity amplitudes. Alternatively, one can use Eqs. (9) and (10) to determine

the threshold behavior of the helicity couplings. The kinematic constraints also exist at pseudothresholds and at the $\sigma = 0$ point [8,9,24–29]. These, however, are typically outside the physical region.¹ A customary form of the LS couplings is

$$H_{LS} = p^L B'_L h_{LS}, \quad (11)$$

where B'_L are Blatt-Weisskopf factors [30,31] and h_{LS} are constant parameters. The formulation of decay amplitudes in terms of an energy-dependent function X_s times LS couplings is convenient practically. However, both contribute to the *isobar line shape*, and they cannot be disentangled in a model-independent way. The latter reads

¹For example, the parametrization of dynamic functions suggested in Ref. [8] for $B \rightarrow \psi \pi K$ removes singularities at several unphysical points: $m_{\pi K}^2 = 0$, and $m_{\psi \pi}^2 = 0$, which are present otherwise when Eqs. (11) and (12) are used. For the $\Lambda_b^0 \rightarrow p J/\psi, K^-$ amplitude studied in Ref. [9], the pseudothresholds (out of the physical region as well) also require special consideration.

$$X_s^{LS;l's'}(\sigma) = H_{LS}^{0 \rightarrow (ij),k} X_s H_{l's'}^{(ij) \rightarrow i,j}. \quad (12)$$

We note that $X_s^{LS;l's'}$ is the only model-dependent component of Eq. (7). While the line-shape functions with the same index s need to contain the same set of resonance poles, they are different for different $LS, l's'$ and are unknown from first principles. Nevertheless, a framework fulfilling unitarity, analyticity, and crossing symmetry, pioneered by Khuri and Treiman (KT) [32], can be used to calculate the $X_s^{LS;l's'}$ given the two-body elastic scattering phase shift of the relevant subchannels. The solution of KT equations establishes how the rescattering affects the isobar line shapes, which indeed appear to be slightly different in different partial waves ($LS, l's'$), as well as dependent on the mass of particle 0 [10–13,33,34]. Equation (7) gives a convenient basis for generalization of the KT equations for a system of particles with spin (see Ref. [35] for a complementary method).

Additional constraints arise from isospin symmetry, which implies that couplings $H_{LS} \rightarrow H_{LS,I}$ are the same in channels related by rotations in the isospin space, with the relative strength between individual charge states determined by the Clebsch-Gordan coefficients,

$$C_{\mu_i \mu_j \mu_k}^{I_{ij}} = \langle I_i, \mu_i; I_j, \mu_j | I_{ij}, \mu_i + \mu_j \rangle \\ \times \langle I_{ij}, \mu_i + \mu_j; I_k, \mu_k | I, \mu \rangle.$$

Here, I_i, μ_i with $i = 1, 2, 3$ and I, μ are the isospin and its component for the final-state and decay particles, respectively, and I_{ij} is the total isospin of the ij subsystem. One consequence of isospin symmetry is that $I_{ij} + s'$ [see Eq. (10)] must be even if particles i and j are identical bosons.

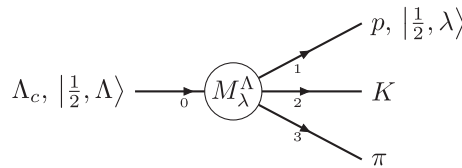
The construction of the decay amplitude presented above can be generalized to some specific cases of more particles in the final state, in particular, to include subsequent

two-body decays, $0 \rightarrow 123$ with $1 \rightarrow 45$, which are important for determining the polarization of 1, e.g., in $J/\psi \rightarrow \mu^+ \mu^-$ or $\Lambda \rightarrow pK^-$. For such decays, the total amplitude can be written as a sum of products of the $0 \rightarrow 123$ and the $1 \rightarrow 45$ amplitudes. In the canonical configuration, the sum is over the helicity of particle 1, and the decay amplitude $1 \rightarrow 4, 5$ is evaluated in the helicity frame for this decay. We illustrate this case in specific examples below.

III. EXAMPLES

A. $\Lambda_c^+ \rightarrow pK^- \pi^+$ decay chain

$\Lambda_c^+ \rightarrow pK^- \pi^+$ is the main hadronic decay of the ground-state charmed baryon Λ_c^+ [31]. The measurement of the decay is facilitated by the fact that all final-state particles are charged [36,37]. Each of the three subchannels has at least one clearly visible resonance in the Dalitz plot, $\Lambda(1520)$ in the pK^- channel, $\Delta(1232)^{++}$ in $p\pi^+$, and $\bar{K}^*(892)^0$ in $K^- \pi^+$ [37–39]. Furthermore, the decay is supposed to contain a signal of the $\Lambda(1405)$, which might be the manifestation of two different states according to predictions of the Unitarized Chiral-Perturbation theory [40], and an intriguing narrow structure seen at the $\Lambda\eta$ threshold in the pK^- -invariant mass [41]. Finally, this decay gives a good handle on the measurement of the Λ_c^+ polarization, which is important for studying quark hadronization mechanisms [42] and for putting limits on the electric dipole moment which is sensitive to physics beyond the standard model [43]. The amplitude analysis of this decay was performed in a single study of a small sample of 946 events collected in the E971 experiment [38,44]. Given the interest in this reaction and significantly larger data samples gathered by the Belle and LHCb experiments, a new amplitude analysis is called for [36,37]. We are providing a convenient framework for such an analysis. Based on the Dalitz-plot decomposition, Eq. (1), the amplitude reads



$$M_\lambda^\Lambda = \sum_\nu D_{\Lambda,\nu}^{1/2*}(\phi_1, \theta_1, \phi_{23}) O_\lambda^\nu(\{\sigma\}), \quad (13)$$

where λ is the proton helicity in the rest frame of Λ_c . The Dalitz-plot function $O_\lambda^\nu(\{\sigma\})$ is given by [cf. Eq. (7)],

$$O_\lambda^\nu(\{\sigma\}) = \sum_s^{K^* \rightarrow K\pi} \sum_\tau \sqrt{2} n_s \delta_{\nu,\tau-\lambda} H_{\tau,\lambda}^{0 \rightarrow (23),1} X_s(\sigma_1) d_{\tau,0}^s(\theta_{23}) H_{0,0}^{(23) \rightarrow 2,3} \\ + \sum_s^{\Delta \rightarrow \pi p} \sum_{\tau,\lambda'} \sqrt{2} n_s d_{\nu,\tau}^{1/2}(\hat{\theta}_{2(1)}) H_{\tau,0}^{0 \rightarrow (31),2} X_s(\sigma_2) d_{\tau,-\lambda'}^s(\theta_{31}) H_{0,\lambda'}^{(31) \rightarrow 3,1} d_{\lambda',\lambda}^{1/2}(\zeta_{2(1)}^1) \\ + \sum_s^{\Lambda \rightarrow pK} \sum_{\tau,\lambda'} \sqrt{2} n_s d_{\nu,\tau}^{1/2}(\hat{\theta}_{3(1)}) H_{\tau,0}^{0 \rightarrow (12),3} X_s(\sigma_3) d_{\tau,\lambda'}^s(\theta_{12}) H_{\lambda',0}^{(12) \rightarrow 1,2} d_{\lambda',\lambda}^{1/2}(\zeta_{3(1)}^1), \quad (14)$$

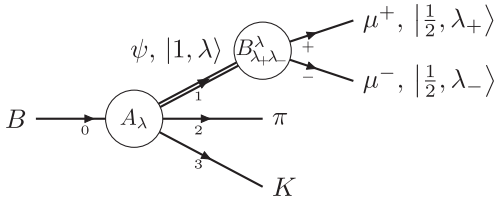
where the three lines in Eq. (14) correspond to the three different decay chains, and where we used $d_{\lambda\lambda'}^j(0) = \delta_{\lambda\lambda'}$ and $\hat{\theta}_{1(1)} = 0$, $\zeta_{1(0)}^1 = \zeta_{1(1)}^1 = 0$ [see Eq. (A6)] for the first decay chain. We also replaced $\zeta_{2(0)}^1$ and $\zeta_{3(0)}^1$ with $\zeta_{2(1)}^1$ and $\zeta_{3(1)}^1$ in the second and third chains, respectively (see Appendix A).

For studies of Λ_c polarization, the decay amplitude needs to be contracted with the polarization matrix as given in Eq. (3). For a spin-1/2 particle, $\rho = (1 + \vec{P} \cdot \vec{\sigma})$, with \vec{P} being the polarization vector and $\vec{\sigma}$ the Pauli matrices. By choosing the z axis of the space-fixed CM in the direction of polarization,² the expression for the cross section reads

$$\frac{d\sigma}{d\cos\theta_1 d\phi_{23} d\sigma_1 d\sigma_2} = N_0 \sum_{\nu\nu'} \begin{pmatrix} 1 + P\cos\theta_1 & -P\sin\theta_1 e^{i\phi_{23}} \\ -P\sin\theta_1 e^{-i\phi_{23}} & 1 - P\cos\theta_1 \end{pmatrix} \sum_{\nu\nu'} O_{\lambda}^{\nu} O_{\lambda}^{\nu'*}, \quad (15)$$

with N_0 being a normalization constant and $P = |\vec{P}|$. The angles of the first decay chain (θ_1, ϕ_{23}) are used in the polarization matrix, in agreement with Eq. (14).

One finds that Eq. (14) differs from the model used in Ref. [38] due to the presence of the Wigner rotations (the ζ



$$M_{\lambda_+, \lambda_-} = \sum_{\lambda} A_{\lambda} B_{\lambda_+, \lambda_-}^{\lambda} = \sum_{\lambda} O_{\lambda}(\{\sigma\}) \left[\sqrt{3} D_{\lambda, \lambda_+ - \lambda_-}^{1*}(\phi_+, \theta_+, 0) H_{\lambda_+, \lambda_-}^{1 \rightarrow \mu^+, \mu^-} \right], \quad (16)$$

with λ being the helicity of J/ψ in the space-fixed CM. The muon helicities λ_+ and λ_- are defined in the J/ψ rest frame obtained by a boost against the p_1 momentum from the canonical configuration. We note that when a different frame is used to define the muon helicities, the Wigner rotations for muon states might appear, which, however, cancel out in the expression for the cross section if muon helicities are summed over. The overall D function that rotates the canonical configuration to the actual one is absent because the B has spin zero. For the ψ decay amplitude, the spherical angles (ϕ_+, θ_+) are the angles of μ^+ in the ψ helicity frame, reached from the aligned CM by a boost in direction of $-\vec{p}_1$. Hence, the azimuthal angle ϕ_+ is equal to the angle between the B meson decay plane and the plane containing the muon pair in the B rest frame.

²For example, if the Λ_c is produced by parity-conserving interactions, the polarization must be perpendicular to the production plane.

angles in the second and third decay chains do not appear in Tables 3 and 4 of [38]). As discussed above, these rotations are required for a consistent description of the proton helicity states. In addition, the model of Ref. [38] does not permit a decomposition as in Eq. (1) and results in an unphysical dependence on ϕ_{23} , even for unpolarized Λ_c .

B. $\bar{B}^0 \rightarrow \psi\pi^+K^-$ decay chain

Amplitude analysis of the $\bar{B}^0 \rightarrow \psi(2S)\pi^+K^-$ decay was performed by Belle [45,46] and LHCb [47–49] revealing the exotic-charmonium candidate $Z_c(4430)^+$ [50,51]. The signal is also seen in $\bar{B}^0 \rightarrow J/\psi\pi^+K^-$, where hints of other exotic structures also appear [49,52]. In the first analysis by Belle, only the Dalitz-plot distribution was fitted [45]. In subsequent analyses, the angular distribution of the muon pairs from the $\psi(2S)$ decays was included [46,47]. Although the amplitudes used in these analyses are consistent with each other and with our method (see Appendix B), we believe that our formulation is more transparent. The amplitude for the decay chain $\bar{B}^0 \rightarrow \mu^+\mu^-\pi^+K^-$ can be split into two parts, $\bar{B}^0 \rightarrow \psi\pi^+K^-$ and $\psi \rightarrow \mu^+\mu^-$, denoted A and B , respectively (see the diagram below). The angular dependence is factored out according to Eq. (1) for both decays:

As customary, the helicity amplitude $H_{\pm 1/2, \mp 1/2}^{1 \rightarrow \mu^+, \mu^-}$ can be neglected since $m_{\psi} \gg m_{\mu}$. The Dalitz-plot function is given by

$$O_{\lambda}(\{\sigma\}) = \sum_s^{K^* \rightarrow K\pi} n_s H_{\lambda, \lambda}^{0 \rightarrow (23), 1} X_s(\sigma_1) d_{\lambda, 0}^s(\theta_{23}) H_{0, 0}^{(23) \rightarrow 2, 3} + \sum_s^{Z \rightarrow \psi\pi} \sum_{\lambda'} n_s H_{0, 0}^{0 \rightarrow (12), 3} X_s(\sigma_3) d_{0, \lambda'}^s(\theta_{12}) \times H_{\lambda', 0}^{(12) \rightarrow 1, 2} d_{\lambda', \lambda}^1(\zeta_{3(1)}^1). \quad (17)$$

The Wigner rotation on the second line appears because the J/ψ , which in the Z -isobar chain has the spin quantized along the π direction, is boosted from the Z rest frame to the B rest frame. Equation (17) is equivalent to the amplitude used in the two-dimensional analysis of Ref. [45]. The extension to a four-dimensional analysis that includes the

muon angular distribution is as simple as Eq. (16), and its equivalence with the method used in [46] is demonstrated in Appendix B.

C. $\Lambda_b^0 \rightarrow pK^- J/\psi$ decay chain

Pentaquark candidates were discovered in the reaction $\Lambda_b^0 \rightarrow pK^- J/\psi [\rightarrow \mu^+ \mu^-]$ as peaks in the $J/\psi p$ invariant mass distribution [53–55]. The amplitude analysis of Ref. [53] covers the full six-dimensional phase space distribution: two of the three Euler angles that determine the orientation of the Λ_b^0 decay plane, the two Dalitz-plot variables, and the two angles which determine the distribution of the muon pair from J/ψ decay. Both decay chains

with Λ^0/Σ^0 isobars in the pK^- subchannel and P_c isobars in the $J/\psi p$ subchannel are described as a product of the amplitudes in Eqs. (5) and (6), and of the $J/\psi \rightarrow \mu^+ \mu^-$ amplitude. The muon angles are measured in the J/ψ rest frame obtained by a boost from the isobar rest frame in each decay chain. It was realized that these two different J/ψ helicity frames differ only by an azimuthal rotation that is compensated for when the two decay chains are summed up. The Wigner rotation for the proton state was found to be a rotation about y and therefore to be real.

In our construction, we factorize the J/ψ decay analogously to Eq. (16). The Euler angles for the decay-plane orientation appear for both the $1 \rightarrow 3$ decay of Λ_b^0 and the $J/\psi \rightarrow \mu^+ \mu^-$ decay:

$$M_{\lambda; \lambda_+ \lambda_-}^{\Lambda} = \sum_{\mu} A_{\mu \lambda}^{\Lambda} B_{\lambda_+ \lambda_-}^{\mu}$$

$$= \sum_{\nu \mu} D_{\Lambda, \nu}^{1/2}(\phi_1, \theta_1, \phi_{23}) O_{\lambda \mu}^{\nu}(\{\sigma\})$$

$$\times \left[\sqrt{3} D_{\mu, \lambda_+ - \lambda_-}^1(\phi_+, \theta_+, 0) H_{\lambda_+, \lambda_-}^{1 \rightarrow \mu^+, \mu^-} \right], \quad (18)$$

with the term in the brackets describing the decay $J/\psi \rightarrow \mu^+ \mu^-$. The isobar decomposition of the Dalitz-plot function for $\Lambda_b^0 \rightarrow J/\psi p K^-$ gives

$$O_{\lambda \mu}^{\nu}(\{\sigma\}) = \sum_s^{\Lambda, \Sigma \rightarrow pK} \sum_{\tau} \sqrt{2} n_s \delta_{\nu, \tau - \mu} H_{\tau, \mu}^{0 \rightarrow (23), 1} X_s(\sigma_1) d_{\tau, \lambda'}^s(\theta_{23}) H_{\lambda', 0}^{(23) \rightarrow 2, 3} d_{\lambda', \lambda}^{1/2}(\zeta_{1(2)}^2)$$

$$+ \sum_s^{P_c \rightarrow J/\psi p} \sum_{\tau, \mu', \lambda'} \sqrt{2} n_s d_{\nu, \tau}^{1/2}(\hat{\theta}_{3(1)}) H_{\tau, 0}^{0 \rightarrow (12), 3} X_s(\sigma_3) d_{\tau, \mu' - \lambda'}^s(\theta_{12}) H_{\mu', \lambda'}^{(12) \rightarrow 1, 2} d_{\mu', \mu}^1(\zeta_{3(1)}^1) d_{\lambda', \lambda}^{1/2}(\zeta_{3(2)}^2), \quad (19)$$

where $\sigma_1 = m_{pK}^2$, and $\sigma_3 = m_{J/\psi p}^2$. In the $0 \rightarrow 123$ decay, there are two particles with spin in the final state, J/ψ and the proton. In chain 1, which contains the hyperons, J/ψ (particle 1) is the spectator and the Wigner rotation applies to the proton only (particle 2), which is boosted from the hyperon rest frame to the Λ_b rest frame. The second line of Eq. (19) provides the amplitude for the P_c decay chain, (chain 3) in which both J/ψ and proton are boosted from the P_c rest frame to the Λ_b rest frame, and thus are both affected by a Wigner rotation. As above, the helicity amplitude $H_{\pm 1/2, \mp 1/2}^{1 \rightarrow \mu^+, \mu^-}$ can be neglected since $m_{\psi} \gg m_{\mu}$. The cross section for polarized Λ_b can be constructed analogously to Eq. (15).

IV. CONCLUSIONS

Modern hadron spectroscopy and beyond the standard model searches often rely on amplitude analyses of multibody decays. The treatment of such decays necessitates the construction of multidimensional models

able to separate the contributions of the various physical processes. However, the conventional way to build amplitudes mixes up angular variables (which give the orientation of the decay plane and provide information about the polarization of the decaying particle), and the dynamical variables such as the invariant masses of the decay subsystems (which provide information about the intermediate resonances).

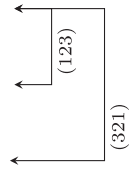
We have proposed an amplitude construction that separates the angular variables from the dynamical variables in a model-independent way. For the $0 \rightarrow 123$ transition, we have built a formalism that factors out the decay-plane orientation in such a way that the remaining dynamical function depends only on two invariant quantities, as required by the general principles. This dynamical function, the Dalitz-plot function, is subject to modeling. All angles required by the isobar model construction are known functions of invariant variables. The calculation of the angles in our approach does not require boosts or rotations between different frames, simplifying numerical calculations relative

to the other approaches. Moreover by explicitly aligning particles in the decay plane, all rotations appearing in Eq. (7) are real functions. Therefore, the phases arising in the amplitudes, besides the overall rotation in Eq. (1), are caused by dynamical reasons only.

In the formalism we have proposed in this work, it is straightforward to maintain the consistency of the helicity states between different decay channels as enforced by Lorentz invariance. The remaining dynamical information that, for example, distinguishes the tensor approach from the helicity formalism appears in the isobar line-shape functions only. The latter are model dependent, and the differences between different models can be taken as theoretical uncertainties.

The amplitude formulations used by Belle and LHCb to analyze $\bar{B}^0 \rightarrow \psi\pi^+K^-$ and $\Lambda_b^0 \rightarrow J/\psi pK^-$ followed by $\psi(J/\psi) \rightarrow \mu^+\mu^-$ [46,53] produce the same matrix element as our formulation. This illustrates that coherence between different two-body decay chains in three-body decay can be achieved either by aligning helicity states of the final-state particles (here, $\mu^+\mu^-$) or helicity states of the long-lived factorizable intermediate particle (here, ψ). However, the latter approach, which we advocate, produces simpler formulas, which are not only faster to evaluate but also explicitly reveal factorization of the matrix element into the part describing probability density on the Dalitz plane, and parts describing decay angles of any possible quasistable particles (here, B and Λ_b^0 as well as ψ). Such a factorization holds, but it is not obvious from the formulas in the former approach. The approach that we have proposed will also make it easy for experimentalists to share the code between 2D Dalitz-plot analyses and extensions of the amplitude fits to more decay dimensions. The framework is being actively tested in several LHCb analyses; the code and more practical information can be found in [21–23].

The scattering angle θ_{ij} is defined in the rest frame of the isobar in the (ij) channel, and it is the relative angle between particle i and the spectator particle k (see Fig. 3). Explicitly,

$$\begin{aligned} \cos(\theta_{12}) &= \frac{2\sigma_3(\sigma_2 - m_3^2 - m_1^2) - (\sigma_3 + m_1^2 - m_2^2)(m_0^2 - \sigma_3 - m_3^2)}{\lambda^{1/2}(m_0^2, m_3^2, \sigma_3)\lambda^{1/2}(\sigma_3, m_1^2, m_2^2)}, \\ \cos(\theta_{23}) &= \frac{2\sigma_1(\sigma_3 - m_1^2 - m_2^2) - (\sigma_1 + m_2^2 - m_3^2)(m_0^2 - \sigma_1 - m_1^2)}{\lambda^{1/2}(m_0^2, m_1^2, \sigma_1)\lambda^{1/2}(\sigma_1, m_2^2, m_3^2)}, \\ \cos(\theta_{31}) &= \frac{2\sigma_2(\sigma_1 - m_2^2 - m_3^2) - (\sigma_2 + m_3^2 - m_1^2)(m_0^2 - \sigma_2 - m_2^2)}{\lambda^{1/2}(m_0^2, m_2^2, \sigma_2)\lambda^{1/2}(\sigma_2, m_3^2, m_1^2)}. \end{aligned} \quad (A1)$$


Arrows on the side of the equation show how the indices are related by cyclic permutations.

The angle $\hat{\theta}_{k(i)}$ gives the direction of the isobar in the chain k given the canonical chain i used for the alignment. Throughout the paper, the canonical chain corresponds to $i = 1$; thus only $\hat{\theta}_{k(1)}$ are needed. In general, $\hat{\theta}_{k(i)}$ is defined in the aligned CM frame as the angle between the direction of isobar k and the direction opposite to particle i so that

$$\hat{\theta}_{1(1)} = \hat{\theta}_{2(2)} = \hat{\theta}_{3(3)} = 0. \quad (A2)$$

ACKNOWLEDGMENTS

We thank Daniele Marangotto and Anton Poluektov for several motivating discussions on the issue of Λ_c^+ anisotropy. The first ideas on this project were presented at the HPSS (Hadron Physics Summer School) in Jülich, and we would like to thank Sebastian Neubert, the students joining the working group, and organizers of the school. This work is supported by U.S. Department of Energy Grants No. DE-AC05-06OR23177 and No. DE-FG02-87ER40365, the U.S. National Science Foundation under Grants No. PHY-1415459 and No. PHY-1803004, by PAPIIT-DGAPA (UNAM, Mexico) Grant No. IA101819, by CONACYT (Mexico) Grants No. 251817 and No. A1-S-21389, and by Polish Science Center (NCN) Grant No. 2018/29/B/ST2/02576. We acknowledge support from STFC (United Kingdom). V.M. is supported by Comunidad Autónoma de Madrid through Programa de Atracción de Talento Investigador (Modalidad 1). The research was also supported by the Munich Institute for Astro- and Particle Physics (MIAPP) which is funded by the Deutsche Forschungsgemeinschaft (DFG, German Research Foundation) under Germany's Excellence Strategy—EXC-2094—390783311.

APPENDIX A: EXPRESION FOR THE ANGLES IN DALITZ-PLOT REPRESENTATION

The isobar model construction for a general $0 \rightarrow 123$ decay shown in Fig. 1 contains multiple polar angles, which either are used to specify the direction of a final-state particle in a specific frame ($\hat{\theta}_k$ and θ_{ij}) or appear to account for the change of a helicity state upon boosts ($\zeta_{i(j)}^k$). The cosine of these angles can be explicitly expressed in terms of invariant variables. All of the angles discussed above are polar, defined in the range $[0, \pi]$, which makes their determination as a function of the cosine unique.

For the angles with sequential index order, one finds

$$\begin{aligned}\cos(\hat{\theta}_{3(1)}) &= \frac{(m_0^2 + m_3^2 - \sigma_3)(m_0^2 + m_1^2 - \sigma_1) - 2m_0^2(\sigma_2 - m_3^2 - m_1^2)}{\lambda^{1/2}(m_0^2, m_1^2, \sigma_1)\lambda^{1/2}(m_0^2, \sigma_3, m_3^2)}, \\ \cos(\hat{\theta}_{1(2)}) &= \frac{(m_0^2 + m_1^2 - \sigma_1)(m_0^2 + m_2^2 - \sigma_2) - 2m_0^2(\sigma_3 - m_1^2 - m_2^2)}{\lambda^{1/2}(m_0^2, m_2^2, \sigma_2)\lambda^{1/2}(m_0^2, \sigma_1, m_1^2)}, \\ \cos(\hat{\theta}_{2(3)}) &= \frac{(m_0^2 + m_2^2 - \sigma_2)(m_0^2 + m_3^2 - \sigma_3) - 2m_0^2(\sigma_1 - m_2^2 - m_3^2)}{\lambda^{1/2}(m_0^2, m_3^2, \sigma_3)\lambda^{1/2}(m_0^2, \sigma_2, m_2^2)}.\end{aligned}\quad \begin{array}{l} \left. \begin{array}{l} \leftarrow (123) \\ \leftarrow \\ \leftarrow (321) \end{array} \right\} \end{array} \quad (\text{A3})$$

Angles of the other order of indices, e.g., $\hat{\theta}_{2(1)}$, imply a clockwise rotation (see Fig. 3), which can be realized using rotation about z by π before and after,

$$R(0, \hat{\theta}_{2(1)}, 0) = R(\pi, \hat{\theta}_{1(2)}, \pi), \quad (\text{A4})$$

in the convention of the Wigner function in Eq. (2). It results in an extra phase factor,³

$$d_{\lambda\lambda'}^j(\hat{\theta}_{2(1)}) = (-1)^{\lambda-\lambda'} d_{\lambda\lambda'}^j(\hat{\theta}_{1(2)}), \quad d_{\lambda\lambda'}^j(\hat{\theta}_{3(2)}) = (-1)^{\lambda-\lambda'} d_{\lambda\lambda'}^j(\hat{\theta}_{2(3)}), \quad d_{\lambda\lambda'}^j(\hat{\theta}_{1(3)}) = (-1)^{\lambda-\lambda'} d_{\lambda\lambda'}^j(\hat{\theta}_{3(1)}). \quad (\text{A5})$$

Equation (7) contains nine angles for the Wigner rotation denoted by $\zeta_{k(0)}^i$, where the upper index specifies which particle is boosted, the lower index k shows which decay chain is aligned, and the number in parentheses indicates the frame where all helicities are defined (0 is for the aligned CM; the nonzero number would correspond to the isobar rest frame in the respective decay chain). The angle $\zeta_{k(0)}^i$ is equal to the angle between isobar i and isobar k in the particle- i rest frame. The relevant angles can be found using the following relations:

$$\zeta_{k(0)}^i = \zeta_{k(i)}^i \quad \zeta_{k(k)}^i = 0, \quad \forall k, i \in \{1, 2, 3\}. \quad (\text{A6})$$

$$\begin{aligned}\cos(\zeta_{1(3)}^1) &= \frac{2m_1^2(\sigma_2 - m_0^2 - m_2^2) + (m_0^2 + m_1^2 - \sigma_1)(\sigma_3 - m_1^2 - m_2^2)}{\lambda^{1/2}(m_0^2, m_1^2, \sigma_1)\lambda^{1/2}(\sigma_3, m_1^2, m_2^2)}, \\ \cos(\zeta_{2(1)}^1) &= \frac{2m_1^2(\sigma_3 - m_0^2 - m_3^2) + (m_0^2 + m_1^2 - \sigma_1)(\sigma_2 - m_1^2 - m_3^2)}{\lambda^{1/2}(m_0^2, m_1^2, \sigma_1)\lambda^{1/2}(\sigma_2, m_1^2, m_3^2)}, \\ \cos(\zeta_{2(1)}^2) &= \frac{2m_2^2(\sigma_3 - m_0^2 - m_3^2) + (m_0^2 + m_2^2 - \sigma_2)(\sigma_1 - m_2^2 - m_3^2)}{\lambda^{1/2}(m_0^2, m_2^2, \sigma_2)\lambda^{1/2}(\sigma_1, m_2^2, m_3^2)}, \\ \cos(\zeta_{3(2)}^2) &= \frac{2m_2^2(\sigma_1 - m_0^2 - m_1^2) + (m_0^2 + m_2^2 - \sigma_2)(\sigma_3 - m_2^2 - m_1^2)}{\lambda^{1/2}(m_0^2, m_2^2, \sigma_2)\lambda^{1/2}(\sigma_3, m_2^2, m_1^2)}, \\ \cos(\zeta_{3(2)}^3) &= \frac{2m_3^2(\sigma_1 - m_0^2 - m_1^2) + (m_0^2 + m_3^2 - \sigma_3)(\sigma_2 - m_3^2 - m_1^2)}{\lambda^{1/2}(m_0^2, m_3^2, \sigma_3)\lambda^{1/2}(\sigma_2, m_3^2, m_1^2)}, \\ \cos(\zeta_{1(3)}^3) &= \frac{2m_3^2(\sigma_2 - m_0^2 - m_2^2) + (m_0^2 + m_3^2 - \sigma_3)(\sigma_1 - m_3^2 - m_2^2)}{\lambda^{1/2}(m_0^2, m_3^2, \sigma_3)\lambda^{1/2}(\sigma_1, m_3^2, m_2^2)},\end{aligned}\quad \begin{array}{l} \left. \begin{array}{l} \leftarrow (23) \\ \leftarrow \\ \leftarrow (123) \\ \leftarrow \\ \leftarrow (31) \\ \leftarrow \\ \leftarrow (321) \\ \leftarrow \\ \leftarrow (12) \end{array} \right\} \end{array} \quad (\text{A7})$$

For the other order of indices, a clockwise rotation is implied. It results in a phase factor as discussed above,

$$d_{\lambda\lambda'}^j(\zeta_{1(2)}^1) = (-1)^{\lambda-\lambda'} d_{\lambda\lambda'}^j(\zeta_{2(1)}^1), \quad d_{\lambda\lambda'}^j(\zeta_{2(3)}^2) = (-1)^{\lambda-\lambda'} d_{\lambda\lambda'}^j(\zeta_{3(2)}^2), \quad d_{\lambda\lambda'}^j(\zeta_{3(1)}^3) = (-1)^{\lambda-\lambda'} d_{\lambda\lambda'}^j(\zeta_{1(3)}^3), \quad (\text{A8})$$

for all $k = 1, 2, 3$.

³The clockwise rotation can be also seen as a counterclockwise rotation by a negative angle, $\hat{\theta}_{2(1)} = -\hat{\theta}_{1(2)}$. The same results are obtained by using the property of the Wigner d function, $d_{\lambda\lambda'}^j(-\theta) = (-1)^{\lambda-\lambda'} d_{\lambda\lambda'}^j(\theta)$.

The Wigner angles with all different indices (e.g., $\zeta_{2(3)}^1$) do not enter Eq. (7). Nevertheless, they are useful in checking numerical implementation. One finds simple sum rules (see Fig. 3):

$$\zeta_{2(3)}^{(1)} = \zeta_{2(1)}^{(1)} + \zeta_{1(3)}^{(1)}, \quad \zeta_{3(1)}^{(2)} = \zeta_{3(2)}^{(2)} + \zeta_{2(1)}^{(2)}, \quad \zeta_{1(2)}^{(3)} = \zeta_{1(3)}^{(3)} + \zeta_{3(2)}^{(3)}, \quad (\text{A9})$$

where

$$\begin{aligned} \cos(\zeta_{2(3)}^1) &= \frac{2m_1^2(m_2^2 + m_3^2 - \sigma_1) + (\sigma_2 - m_1^2 - m_3^2)(\sigma_3 - m_1^2 - m_2^2)}{\lambda^{1/2}(\sigma_2, m_3^2, m_1^2)\lambda^{1/2}(\sigma_3, m_1^2, m_2^2)}, \\ \cos(\zeta_{3(1)}^2) &= \frac{2m_2^2(m_3^2 + m_1^2 - \sigma_2) + (\sigma_3 - m_2^2 - m_1^2)(\sigma_1 - m_2^2 - m_3^2)}{\lambda^{1/2}(\sigma_3, m_1^2, m_2^2)\lambda^{1/2}(\sigma_1, m_2^2, m_3^2)}, \\ \cos(\zeta_{1(2)}^3) &= \frac{2m_3^2(m_1^2 + m_2^2 - \sigma_3) + (\sigma_1 - m_3^2 - m_2^2)(\sigma_2 - m_3^2 - m_1^2)}{\lambda^{1/2}(\sigma_1, m_2^2, m_3^2)\lambda^{1/2}(\sigma_2, m_3^2, m_1^2)}. \end{aligned} \quad (\text{A10})$$

The prescription to change the order of the lower is the same as in Eq. (A8):

$$\begin{aligned} d_{\lambda\lambda'}^j(\zeta_{3(2)}^1) &= (-1)^{\lambda-\lambda'} d_{\lambda\lambda'}^j(\zeta_{2(3)}^1), \\ d_{\lambda\lambda'}^j(\zeta_{1(3)}^2) &= (-1)^{\lambda-\lambda'} d_{\lambda\lambda'}^j(\zeta_{3(1)}^2), \\ d_{\lambda\lambda'}^j(\zeta_{2(1)}^3) &= (-1)^{\lambda-\lambda'} d_{\lambda\lambda'}^j(\zeta_{1(2)}^3). \end{aligned} \quad (\text{A11})$$

APPENDIX B: RELATION TO THE BELLE ANALYSES OF $\bar{B}^0 \rightarrow \psi\pi^+K^-$

The decay amplitude in our approach is presented in Eqs. (16) and (17). However, the amplitudes in Refs. [46,53] are written differently. The decay of ψ is not separated from the three-body decay of B , but it is taken into account for either decay chain separately by boosting to the dimuon rest frame from different frames, and by defining the corresponding angles accordingly.

The amplitude was constructed using an isobar model with two chains, K^* states in a πK subchannel (chain 3 in discussion below) and a Z chain (chain 1). Using the notations of this paper, the expression for the Belle matrix element reads

$$\begin{aligned} (A_\xi)_{\text{Belle}} &= \sum_{s,\lambda} (n_s H_{\lambda,\lambda}^{0 \rightarrow (23),1}) X_s(\sigma_1) d_{\lambda,0}^s(\theta_{23}) \\ &\times H_{0,0}^{(23) \rightarrow 2,3} D_{\lambda,\xi}^{1*}(\phi_+, \theta_+) H_{\lambda_+, \lambda_-}^{1 \rightarrow \mu^+, \mu^-} \\ &+ n_s H_{0,0}^{0 \rightarrow (12),3} X_s(\sigma_3) d_{0,\lambda}^s(\theta_{12}) \\ &\times H_{\lambda,0}^{(12) \rightarrow 1,2} D_{\lambda,\xi}^{1*}(\phi'_+, \theta'_+) H_{\lambda_+, \lambda_-}^{1 \rightarrow \mu^+, \mu^-} e^{i\xi\alpha}, \end{aligned} \quad (\text{B1})$$

where (θ, ϕ) are spherical angles of μ^+ in the ψ rest frame after the boost from the aligned CM, while (θ', ϕ') are the spherical angles of μ^+ in the ψ rest frame after the boost from the $(\psi\pi)$ rest frame. The factor $\exp(i\xi\alpha)$ is added to align the helicities of chain 3 with the ones of chain 1.

The angle α is defined as the difference of azimuthal angles of π and K^* (sum of the vectors of K and π) in the ψ rest frame [46].

To validate the approach, we perform the matching of Eq. (B1) to Eqs. (16) and (17). The equality of the first terms of both equations is clear. For the second terms of both equations to be equal, it is required that

$$D_{\lambda,\xi}^{1*}(\phi'_+, \theta'_+, 0) e^{i\xi\alpha} = \sum_{\lambda'} d_{\lambda\lambda'}^1(\zeta_{3(1)}^1) D_{\lambda',\xi}^{1*}(\phi_+, \theta_+, 0), \quad (\text{B2})$$

which would be valid if it holds for the rotation operators,⁴ i.e.,

$$R_z(\phi'_+) R_y(\theta'_+) R_z(\alpha) = R_y(\zeta_{3(1)}^1) R_z(\phi_+) R_y(\theta_+). \quad (\text{B3})$$

The latter can be visualized by acting with the inverse rotations from Eq. (B3) (in order from left to right) on the system of particles $(\pi, K, B, \mu^+, \mu^-)$ in the ψ rest frame obtained from the chain 3 shown in the left panel of Fig. 4. The application of the first Wigner rotation of the transformations on the right side of Eq. (B3) is shown in the right panel of Fig. 4. The following two rotations bring the μ^+ from direction (θ_+, ϕ_+) to the z axis. We note that p_π stays in the xz plane since it belongs to the blue muon plane. The left-side transformations, applied to the left panel of Fig. 4, already align the direction of the μ^+ with the z axis directly with the first two rotations. However, \vec{p}_B is in the xz plane (since it belongs to the blue plane) in that case. The final azimuthal rotation $R_z(\alpha)$ on the left side of Eq. (B3) brings the particle momenta to the same configuration as the right side does since α is the difference of the azimuthal angles of B and π momenta (note that $\vec{p}_{K^*} = \vec{p}_B$ in the ψ rest frame; see also Fig. 14 in Ref. [46]) in the

⁴The angle $\zeta_{3(1)}^1$ implies clockwise rotation according to Eq. (A8). To account for it, we take the angle to be negative, $\zeta_{3(1)}^1 = -\zeta_{1(3)}^1 < 0$.

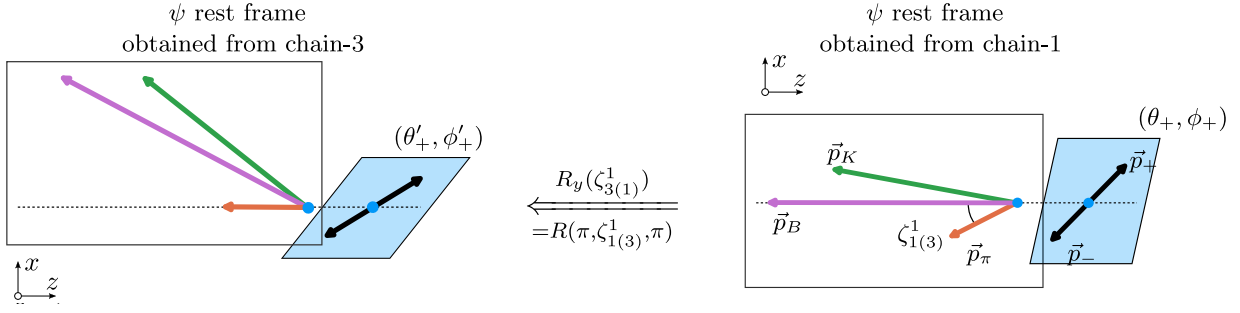


FIG. 4. Visual representation for Eq. (B3).

configuration, where muons are aligned with the z axis in the ψ rest frame.

APPENDIX C: RELATION TO THE LHCb PENTAQUARK ANALYSIS

One of the most complicated amplitude analysis model has been applied to the decay $\Lambda_b^0 \rightarrow J/\psi[\rightarrow \mu^+\mu^-]pK^-$

[53]. The amplitude was constructed using an isobar model with two chains, the Λ states in the pK subchannel (chain 3 in the discussion below), and the P_c chain (chain 1). Each chain contains the $J/\psi \rightarrow \mu^+\mu^-$ decay, depending on the polar and azimuthal angles defined in the correspondent frames. Using the notation of this paper, the LHCb model reads [cf. Eqs. (3), (4), and (8) of Ref. [53]]

$$\begin{aligned}
 (M_{\lambda,\xi}^\Lambda)_{\text{LHCb}} &= \sum_s^{\Lambda^* \rightarrow pK^-} \sum_{\tau,\mu} \sqrt{6} n_s D_{\Lambda,\tau-\mu}^{1/2*}(\phi_1, \theta_1, 0) H_{\tau,\mu}^{0 \rightarrow (23),1} X_s(\sigma_1) \times D_{\tau,\lambda}^{s*}(\phi_{23}, \theta_{23}, 0) H_{\lambda,0}^{(23) \rightarrow 2,3} D_{\mu\xi}^{1*}(\phi'_+, \theta_+, 0) H_{\lambda_+, \lambda_-}^{1 \rightarrow \mu^+, \mu^-} \\
 &+ \sum_s^{P_c \rightarrow J/\psi p} \sum_{\tau,\mu,\lambda'} \sqrt{6} n_s D_{\Lambda,\tau}^{1/2*}(\phi_3, \theta_3, 0) H_{\tau,0}^{0 \rightarrow (12),3} X_s(\sigma_3) \\
 &\times D_{\tau,\mu-\lambda}^{s*}(\phi_{12}, \theta_{12}, 0) H_{\mu,\lambda'}^{(12) \rightarrow 1,2} d_{\lambda'\lambda}^{1/2}(\zeta_{3(1)}^2) D_{\mu,\xi}^{1*}(\phi'_+, \theta'_+, 0) H_{\lambda_+, \lambda_-}^{1 \rightarrow \mu^+, \mu^-} e^{i\xi\alpha}.
 \end{aligned} \tag{C1}$$

To relate the J/ψ decay angles in chain 3 to chain 1, Eq. (B2) is used. In this case, the azimuthal angle between the $(J/\psi pK^-)$ and the $(J/\psi \mu^+\mu^-)$ planes is equal to $\phi_{23} + \phi'_+$ (see Fig. 16 in the Supplemental Material of Ref. [53], where $\phi_{23} = \phi_K$, $\phi_+ = \phi_\mu$):

$$D_{\mu\xi}^{1*}(\phi'_+, \theta'_+, 0) e^{i\xi\alpha} = \sum_{\mu'} d_{\mu\mu'}^1(\zeta_{3(1)}^1) e^{i\mu'(\phi_{23} + \phi'_+)} d_{\mu'\xi}^1(\theta_+), \tag{C2}$$

where α is the difference of the azimuthal angles of Λ_b and p momenta in the configuration when muons are aligned with the z axis in the ψ rest frame, analogous to the B decay in Appendix B.

To separate the overall rotation, we transform the Wigner D functions for both chain 1 and chain 3. For chain 1, factoring $D_{\Lambda,\nu}^{J*}(\phi_1, \theta_1, \phi_{23})$ is simply

$$\sum_{\tau} D_{\Lambda,\tau-\lambda_1}^{J*}(\Omega_1) D_{\tau,\lambda_2-\lambda_3}^{s*}(\Omega_{23}) = \sum_{\nu} D_{\Lambda,\nu}^{J*}(\phi_1, \theta_1, \phi_{23}) \left[\sum_{\tau} \delta_{\nu,\tau-\lambda_1} e^{i\lambda_1 \phi_{23}} d_{\nu,\lambda_2-\lambda_3}^s(\theta_{23}) \right]. \tag{C3}$$

For chain 3, the decomposition requires an additional step as follows:

$$\sum_{\tau} D_{\Lambda,\tau}^{1/2*}(\phi_3, \theta_3, 0) D_{\tau,\mu-\lambda}^{s*}(\phi_{12}, \theta_{12}, 0) = \sum_{\tau} D_{\Lambda,\tau}^{1/2*}(\phi_3, \theta_3, \phi_{12}) d_{\tau,\mu-\lambda}^s(\theta_{12}) = \sum_{\nu,\tau} D_{\Lambda,\nu}^{1/2*}(\phi_1, \theta_1, \phi_{23}) d_{\nu,\tau}^{1/2}(\hat{\theta}_{3(1)}) d_{\tau,\mu-\lambda}^s(\theta_{12}), \tag{C4}$$

where we used $R(\phi_3, \theta_3, \phi_{12}) = R(\phi_1, \theta_1, \phi_{23}) R_y(\hat{\theta}_{3(1)})$.

With all substitutions, the expression in Eq. (C1) is transformed into the desired form:

$$\begin{aligned}
(M_{\lambda,\xi}^{\Lambda})_{\text{LHCb}} &= \sum_{\nu,\mu} D_{\Lambda,\nu}^{J*}(\phi_1, \theta_1, \phi_{23}) \times \left(\sum_s \sum_{\tau} \sqrt{2} n_s d_{\nu,\tau-\mu}^{1/2}(0) H_{\tau,\mu}^{0 \rightarrow (23),1} X_s(\sigma_1) d_{\tau,\lambda}^s(\theta_{23}) H_{\lambda,0}^{(23) \rightarrow 2,3} \right. \\
&+ \sum_s \sum_{\tau,\mu',\lambda'}^{P_c \rightarrow J/\psi p} \sqrt{2} n_s d_{\nu,\tau}^{1/2}(\hat{\theta}_{3(1)}) H_{\tau,0}^{0 \rightarrow (12),3} X_s(\sigma_3) d_{\tau,\mu'-\lambda'}^s(\theta_{12}) H_{\mu',\lambda'}^{(12) \rightarrow 1,2} d_{\lambda,\lambda'}^{1/2}(\xi_{3(1)}^2) d_{\mu',\mu}^1(\xi_{3(1)}^1) \left. \right) \\
&\times \sqrt{3} e^{i\mu(\phi_{23} + \phi'_+)} d_{\mu\xi}^1(\theta_+) H_{\lambda_+, \lambda_-}^{1 \rightarrow \mu^+, \mu^-}, \tag{C5}
\end{aligned}$$

where the form of the amplitude matches Eq. (18) with $\phi_+ = \phi_{23} + \phi'_+$.

The last step is to examine the helicity state of the proton. It is defined in the Λ^* rest frame in Eq. (C1), while the particle-0 rest frame is used in the conventions of Eq. (19). Hence,

$$(M_{\lambda;\lambda_+\lambda_-}^{\Lambda})_{\text{Eqs. (18) and (19)}} = \sum_{\lambda'} (M_{\lambda',\lambda_+\lambda_-}^{\Lambda})_{\text{LHCb}} d_{\lambda'\lambda}^{1/2}(\xi_{1(0)}^2). \tag{C6}$$

Using the sum rule from Eq. (A9),

$$\sum_{\lambda''} d_{\lambda'\lambda''}^{1/2}(\xi_{3(1)}^2) d_{\lambda''\lambda}^{1/2}(\xi_{1(0)}^2) = d_{\lambda'\lambda}^{1/2}(\xi_{3(0)}^2) = d_{\lambda'\lambda}^{1/2}(\xi_{3(2)}^2),$$

we complete the proof of the equivalence of the LHCb formalism [Eq. (C1)] and the one we presented in this paper [Eqs. (18) and (19)].

Curiously, the Wigner d function in Eq. (C6) does not change the differential distributions when the squared matrix element is summed over the proton helicity; it is canceled in the summation due to the relation

$$\sum_{\lambda} d_{\lambda'\lambda}^{1/2}(\xi_{1(0)}^2) d_{\lambda''\lambda}^{1/2}(\xi_{1(0)}^2) = \delta_{\lambda'\lambda''}.$$

APPENDIX D: AZIMUTHAL WIGNER ROTATIONS

The conventional helicity formalism for a three-body decay amplitude in the isobar model requires a sum of three truncated partial-wave series over four angles in the space-fixed CM. The amplitudes carrying helicity indices, however, need to be added with care to make sure that the spin-quantization axes of all particles are the same in the three terms. The framework proposed in the main text provides a simple approach to ensure it. Nevertheless, the consistency can also be achieved by combining in the space-fixed CM rather than in the aligned CM. To match the quantization axes of the different decay chains, one needs to add an extra azimuthal rotation to the polar $R_y(\zeta_{j(0)}^i)$ discussed in the main text. The correspondent matrix element thus has an extra complex phase. Here, we derive this extra rotation algebraically by imposing the factorization from Eq. (1).

The decay $\Lambda_c \rightarrow pK\pi$ is used as an example since all three decay chains are included in the construction, thus making the case general. Three decay amplitudes are built using Eqs. (5) and (6):

$$\begin{aligned}
M_{\Lambda\lambda}^{(1)} &= \sqrt{2} \sum_s \sum_{\tau}^{K^* \rightarrow K\pi} n_s D_{\Lambda,\tau-\lambda}^{1/2*}(\phi_1, \theta_1, 0) H_{\tau,\lambda}^{0 \rightarrow (23),1} X_s(\sigma_1) D_{\tau,0}^{s*}(\phi_{23}, \theta_{23}, 0) H_{0,0}^{(23) \rightarrow 2,3}, \\
M_{\Lambda\lambda}^{(2)} &= \sqrt{2} \sum_s \sum_{\tau}^{\Delta \rightarrow \pi p} n_s D_{\Lambda,\tau}^{1/2*}(\phi_2, \theta_2, 0) H_{\tau,0}^{0 \rightarrow (31),2} X_s(\sigma_2) D_{\tau,-\lambda}^{s*}(\phi_{31}, \theta_{31}, 0) H_{0,\lambda}^{(31) \rightarrow 3,1}, \\
M_{\Lambda\lambda}^{(3)} &= \sqrt{2} \sum_s \sum_{\tau}^{\Lambda \rightarrow pK} n_s D_{\Lambda,\tau}^{1/2*}(\phi_3, \theta_3, 0) H_{\tau,0}^{0 \rightarrow (12),3} X_s(\sigma_3) D_{\tau,\lambda}^{s*}(\phi_{12}, \theta_{12}, 0) H_{\lambda,0}^{(12) \rightarrow 1,2}. \tag{D1}
\end{aligned}$$

More details on the construction can be found in Sec. III A.

The factorization can be ensured once the overall rotation is factored out from each term $M^{(k)}$, $k = 1, 2, 3$. We use the relation

$$\begin{aligned}
D_{\Lambda,\tau-\lambda}^{1/2*}(\phi_1, \theta_1, 0) D_{\tau,0}^{s*}(\phi_{23}, \theta_{23}, 0) &= D_{\Lambda,\tau-\lambda}^{1/2*}(\phi_1, \theta_1, \phi_{23}) d_{\tau,0}^s(\theta_{23}) e^{i\lambda\phi_{23}} = \sum_{\nu} D_{\Lambda,\nu}^{1/2*}(\phi_1, \theta_1, \phi_{23}) \delta_{\nu,\tau-\lambda} d_{\tau,0}^s(\theta_{23}) e^{i\lambda\phi_{23}}, \\
D_{\Lambda,\tau}^{1/2*}(\phi_2, \theta_2, 0) D_{\tau,-\lambda}^{s*}(\phi_{31}, \theta_{31}, 0) &= D_{\Lambda,\tau}^{1/2*}(\phi_2, \theta_2, \phi_{31}) d_{\tau,-\lambda}^s(\theta_{31}) = \sum_{\nu} D_{\Lambda,\nu}^{1/2*}(\phi_1, \theta_1, \phi_{23}) d_{\nu,\tau}^{1/2}(\hat{\theta}_{2(1)}) d_{\tau,-\lambda}^s(\theta_{31}), \\
D_{\Lambda,\tau}^{1/2*}(\phi_3, \theta_3, 0) D_{\tau,\lambda}^{s*}(\phi_{12}, \theta_{12}, 0) &= D_{\Lambda,\tau}^{1/2*}(\phi_3, \theta_3, \phi_{12}) d_{\tau,\lambda}^s(\theta_{12}) = \sum_{\nu} D_{\Lambda,\nu}^{1/2*}(\phi_1, \theta_1, \phi_{23}) d_{\nu,\tau}^{1/2}(\hat{\theta}_{3(1)}) d_{\tau,\lambda}^s(\theta_{12}). \tag{D2}
\end{aligned}$$

In the left equalities, we move the phase due to azimuthal rotation $R_z(\phi_{ij})$ from the second to the first Wigner matrix. The right equalities rely on the identity discussed in Sec. II:

$$R_z(\phi_k) R_y(\theta_k) R_z(\phi_{ij}) = R_z(\phi_1) R_y(\theta_1) R_z(\phi_{23}) R_y(\hat{\theta}_{k(1)}).$$

The phase factor in the first line of Eq. (D2) indicates that the particle-1 quantization axis in chain 1 and in chains 2 and 3 differ by an azimuthal angle. Hence, this must be included in the Wigner rotation that matches the quantization axes:

$$M_{\Lambda\lambda} = M_{\Lambda\lambda}^{(1)} + \sum_{\lambda'} M_{\Lambda\lambda'}^{(2)} D_{\lambda'\lambda}^{1/2*}(0, \zeta_{2(1)}^1, \phi_{23}) + \sum_{\lambda'} M_{\Lambda\lambda'}^{(3)} D_{\lambda'\lambda}^{1/2*}(0, \zeta_{3(1)}^1, \phi_{23}) = D_{\Lambda,\nu}^{1/2*}(\phi_1, \theta_1, \phi_{23}) O_{\lambda}^{\nu}(\{\sigma_i\}) e^{i\lambda\phi_{23}}, \tag{D3}$$

with O_{λ}^{ν} given by Eq. (14). The overall phase is unobservable.

-
- [1] A. V. Anisovich and A. V. Sarantsev, *Eur. Phys. J. A* **30**, 427 (2006).
- [2] V. Filippini, A. Fontana, and A. Rotondi, *Phys. Rev. D* **51**, 2247 (1995).
- [3] S.-U. Chung and J. Friedrich, *Phys. Rev. D* **78**, 074027 (2008).
- [4] C. Zemach, *Phys. Rev.* **140**, B97 (1965).
- [5] M. Jacob and G. C. Wick, *Ann. Phys. (N.Y.)* **7**, 404 (1959); **281**, 774 (2000).
- [6] S. U. Chung, *Phys. Rev. D* **48**, 1225 (1993); **56**, 4419 (1997).
- [7] R. Kutschke, An angular distribution cookbook, <http://home.fnal.gov/kutschke>.
- [8] M. Mikhasenko, A. Pilloni, J. Nys, M. Albaladejo, C. Fernández-Ramírez, A. Jackura, V. Mathieu, N. Sherrill, T. Skwarnicki, and A. P. Szczepaniak (JPAC Collaboration), *Eur. Phys. J. C* **78**, 229 (2018).
- [9] A. Pilloni, J. Nys, M. Mikhasenko, M. Albaladejo, C. Fernández-Ramírez, A. Jackura, V. Mathieu, N. Sherrill, T. Skwarnicki, and A. P. Szczepaniak (JPAC Collaboration), *Eur. Phys. J. C* **78**, 727 (2018).
- [10] I. J. R. Aitchison and R. Pasquier, *Phys. Rev.* **152**, 1274 (1966).
- [11] I. J. R. Aitchison and J. J. Brehm, *Phys. Lett.* **84B**, 349 (1979).
- [12] F. Niecknig and B. Kubis, *J. High Energy Phys.* **10** (2015) 142.
- [13] M. Mikhasenko and B. Ketzer, *Proc. Sci., BORMIO2016* (2016) 024.
- [14] G. Ascoli, L. Jones, B. Weinstein, and H. Wyld, *Phys. Rev. D* **8**, 3894 (1973).
- [15] G. Bunce *et al.*, *Phys. Rev. Lett.* **36**, 1113 (1976).
- [16] J. Hrivnac, R. Lednický, and M. Smizanska, *J. Phys. G* **21**, 629 (1995).
- [17] R. Aaij *et al.* (LHCb Collaboration), *Phys. Lett. B* **724**, 27 (2013).
- [18] P. Faccioli, C. Lourenco, J. Seixas, and H. K. Wohri, *Eur. Phys. J. C* **69**, 657 (2010).
- [19] S. U. Chung, CERN Report No. CERN-71-08, 1971, <https://suchung.web.cern.ch/spinfm1.pdf>.
- [20] M. L. Perl, *High Energy Hadron Physics* (Wiley-Interscience, New York, 1974).
- [21] The ThreeBodyDecay framework implemented in JULIA, <https://github.com/mmikhasenko/ThreeBodyDecay.jl>.
- [22] C++ implementation of the equations, <https://github.com/JointPhysicsAnalysisCenter/DalitzPlotDecomposition>.
- [23] Code clarification notes, available at the JPAC website, <http://cgl.soic.indiana.edu/jpac/DalitzPlot.php>.
- [24] A. D. Martin and T. D. Spearman, *Elementary-Particle Theory* (North-Holland, Amsterdam, 1970).
- [25] P. D. B. Collins, *An Introduction to Regge Theory and High-Energy Physics*, Cambridge Monographs on Mathematical Physics Vol. 4 (Cambridge University Press, Cambridge, England, 2009).
- [26] L.-L. C. Wang, *Phys. Rev.* **142**, 1187 (1966).
- [27] Y. Hara, *Phys. Rev.* **136**, B507 (1964).
- [28] J. D. Jackson and G. E. Hite, *Phys. Rev.* **169**, 1248 (1968).
- [29] G. Cohen-Tannoudji, A. Kotaski, and P. Salin, *Phys. Lett.* **27B**, 42 (1968).
- [30] F. Von Hippel and C. Quigg, *Phys. Rev. D* **5**, 624 (1972).
- [31] M. Tanabashi *et al.* (Particle Data Group), *Phys. Rev. D* **98**, 030001 (2018).

- [32] N. N. Khuri and S. B. Treiman, *Phys. Rev.* **119**, 1115 (1960).
- [33] F. Niecknig, B. Kubis, and S. P. Schneider, *Eur. Phys. J. C* **72**, 2014 (2012).
- [34] I. V. Danilkin, C. Fernández-Ramírez, P. Guo, V. Mathieu, D. Schott, M. Shi, and A. P. Szczepaniak, *Phys. Rev. D* **91**, 094029 (2015).
- [35] M. Albaladejo, D. Winney, I. V. Danilkin, C. Fernández-Ramírez, V. Mathieu, M. Mikhasenko, A. Pilloni, J. A. Silva-Castro, and A. P. Szczepaniak (JPAC Collaboration), arXiv:1910.03107.
- [36] R. Aaij *et al.* (LHCb Collaboration), *J. High Energy Phys.* **03** (2018) 043.
- [37] S. B. Yang *et al.* (Belle Collaboration), *Phys. Rev. Lett.* **117**, 011801 (2016).
- [38] E. M. Aitala *et al.* (E791 Collaboration), *Phys. Lett. B* **471**, 449 (2000).
- [39] B. König, J. G. Körner, and M. Kramer, *Phys. Rev. D* **49**, 2363 (1994).
- [40] U.-G. Meißner and T. Hyodo, Pole structure of the $\Lambda(1405)$ region from Review of Particle Physics. See the Review in Ref. [31].
- [41] X.-H. Liu, G. Li, J.-J. Xie, and Q. Zhao, *Phys. Rev. D* **100**, 054006 (2019).
- [42] A. F. Falk and M. E. Peskin, *Phys. Rev. D* **49**, 3320 (1994).
- [43] F. J. Botella, L. M. G. Martin, D. Marangotto, F. M. Vidal, A. Merli, N. Neri, A. Oyanguren, and J. R. Vidal, *Eur. Phys. J. C* **77**, 181 (2017).
- [44] G. F. Fox, Ph. D. thesis, University of South Carolina, 1999.
- [45] R. Mizuk *et al.* (Belle Collaboration), *Phys. Rev. D* **80**, 031104 (2009).
- [46] K. Chilikin *et al.* (Belle Collaboration), *Phys. Rev. D* **88**, 074026 (2013).
- [47] R. Aaij *et al.* (LHCb Collaboration), *Phys. Rev. Lett.* **112**, 222002 (2014).
- [48] R. Aaij *et al.* (LHCb Collaboration), *Phys. Rev. D* **92**, 112009 (2015).
- [49] R. Aaij *et al.* (LHCb Collaboration), *Phys. Rev. Lett.* **122**, 152002 (2019).
- [50] A. Esposito, A. Pilloni, and A. D. Polosa, *Phys. Rep.* **668**, 1 (2017).
- [51] S. L. Olsen, T. Skwarnicki, and D. Zieminska, *Rev. Mod. Phys.* **90**, 015003 (2018).
- [52] K. Chilikin *et al.* (Belle Collaboration), *Phys. Rev. D* **90**, 112009 (2014).
- [53] R. Aaij *et al.* (LHCb Collaboration), *Phys. Rev. Lett.* **115**, 072001 (2015).
- [54] R. Aaij *et al.* (LHCb Collaboration), *Phys. Rev. Lett.* **117**, 082002 (2016).
- [55] R. Aaij *et al.* (LHCb Collaboration), *Phys. Rev. Lett.* **122**, 222001 (2019).