



Determinants of geographic range size in plants

Sheth, Seema Nayan; Morueta-Holme, Naia; Angert, Amy L.

Published in:
New Phytologist

DOI:
[10.1111/nph.16406](https://doi.org/10.1111/nph.16406)

Publication date:
2020

Document version
Publisher's PDF, also known as Version of record

Document license:
[CC BY](https://creativecommons.org/licenses/by/4.0/)

Citation for published version (APA):
Sheth, S. N., Morueta-Holme, N., & Angert, A. L. (2020). Determinants of geographic range size in plants. *New Phytologist*, 226(3), 650-665. <https://doi.org/10.1111/nph.16406>



Tansley review

Determinants of geographic range size in plants

Author for correspondence:
Seema Nayan Sheth
Tel: +1 919 515 4168
Email: ssheth3@ncsu.edu

Received: 27 September 2019
Accepted: 13 December 2019

Seema Nayan Sheth¹ , Naia Morueta-Holme²  and Amy L. Angert³ 

¹Department of Plant and Microbial Biology, North Carolina State University, Raleigh, NC 27695, USA; ²Center for Macroecology, Evolution and Climate, GLOBE Institute, University of Copenhagen, Copenhagen, Denmark; ³Departments of Botany and Zoology and Biodiversity Research Centre, University of British Columbia, 3520-6270 University Boulevard, Vancouver, BC V6T 1Z4, Canada

Contents

Summary	650	V. Conclusions	661
I. Introduction	650	VI. Future directions	661
II. Equilibrial limits: variation in ranges that are static through time	652	Acknowledgements	661
III. Non-equilibrial limits: variation in ranges that change through time	656	References	661
IV. Meta-analysis of the relative importance of hypothesized determinants of range size	659	Appendix A1	664

Summary

New Phytologist (2020) **226**: 650–665
doi: 10.1111/nph.16406

Key words: biogeography, dispersal ability, endemism, niche breadth, niche evolution, occupancy, range filling, rarity.

Geographic range size has long fascinated ecologists and evolutionary biologists, yet our understanding of the factors that cause variation in range size among species and across space remains limited. Not only does geographic range size inform decisions about the conservation and management of rare and nonindigenous species due to its relationship with extinction risk, rarity, and invasiveness, but it also provides insights into fundamental processes such as dispersal and adaptation. There are several features unique to plants (e.g. polyploidy, mating system, sessile habit) that may lead to distinct mechanisms explaining variation in range size. Here, we highlight key studies testing intrinsic and extrinsic hypotheses about geographic range size under contrasting scenarios where species' ranges are static or change over time. We then present results from a meta-analysis of the relative importance of commonly hypothesized determinants of range size in plants. We show that our ability to infer the relative importance of these determinants is limited, particularly for dispersal ability, mating system, ploidy, and environmental heterogeneity. We highlight avenues for future research that merge approaches from macroecology and evolutionary ecology to better understand how adaptation and dispersal interact to facilitate niche evolution and range expansion.

I. Introduction

Geographic range size, the area across which a species occurs, can vary dramatically across space and among clades (Box 1; Fig. 1), and macroecologists and biogeographers have long sought to understand the mechanisms underlying such variation. Knowledge of the determinants of range size sheds light on the interplay between fundamental ecological and evolutionary processes and informs applied conservation problems.

Because of the relationship between a species' ecological niche and its geographic range (Pulliam, 2000), understanding variation in range size provides insights into the processes of adaptation and dispersal. Furthermore, range size represents a major axis of rarity (Rabinowitz, 1981) and is a strong predictor of extinction risk (Schwartz *et al.*, 2006; IUCN Standards & Petitions Subcommittee, 2019), so identifying the factors that shape range size is crucial for prioritizing species and areas of

Box 1 Range size metrics

To measure the size of a species' range (Fig. 1), one must first map the range itself, for example via museum records, naturalist observations, or a species distribution model (reviewed in Gaston & Fuller, 2009). With such information in hand, macroecologists and biogeographers have most commonly measured range size as latitudinal or longitudinal extent, extent of occurrence, or area of occupancy (Gaston, 1994). Extent of occurrence represents the spatial spread of the outermost areas where a species occurs (e.g. a minimum convex polygon or bounding box encompassing all known localities; Gaston & Fuller, 2009). Area of occupancy quantifies how much area a species occupies (e.g. the number of grid cells where a species is known to occur) independent of the spatial spread of constituent populations (Gaston & Fuller, 2009). While various metrics of range size can be correlated (Sheth *et al.*, 2014), instances in which a species has a small area of occupancy relative to its extent of occurrence have stimulated research interest in range filling and why some geographically widespread species have patchy distributions (Gaston & Fuller, 2009). Range filling is commonly estimated as the ratio of realized range (based on occurrence records) to potential range (based on an ecological niche or habitat suitability model; Svenning & Skov, 2004; Paul *et al.*, 2009; Sheth *et al.*, 2014). Although narrow ranges are often synonymized with rarity, none of these metrics concerns the local abundance of individuals within populations.

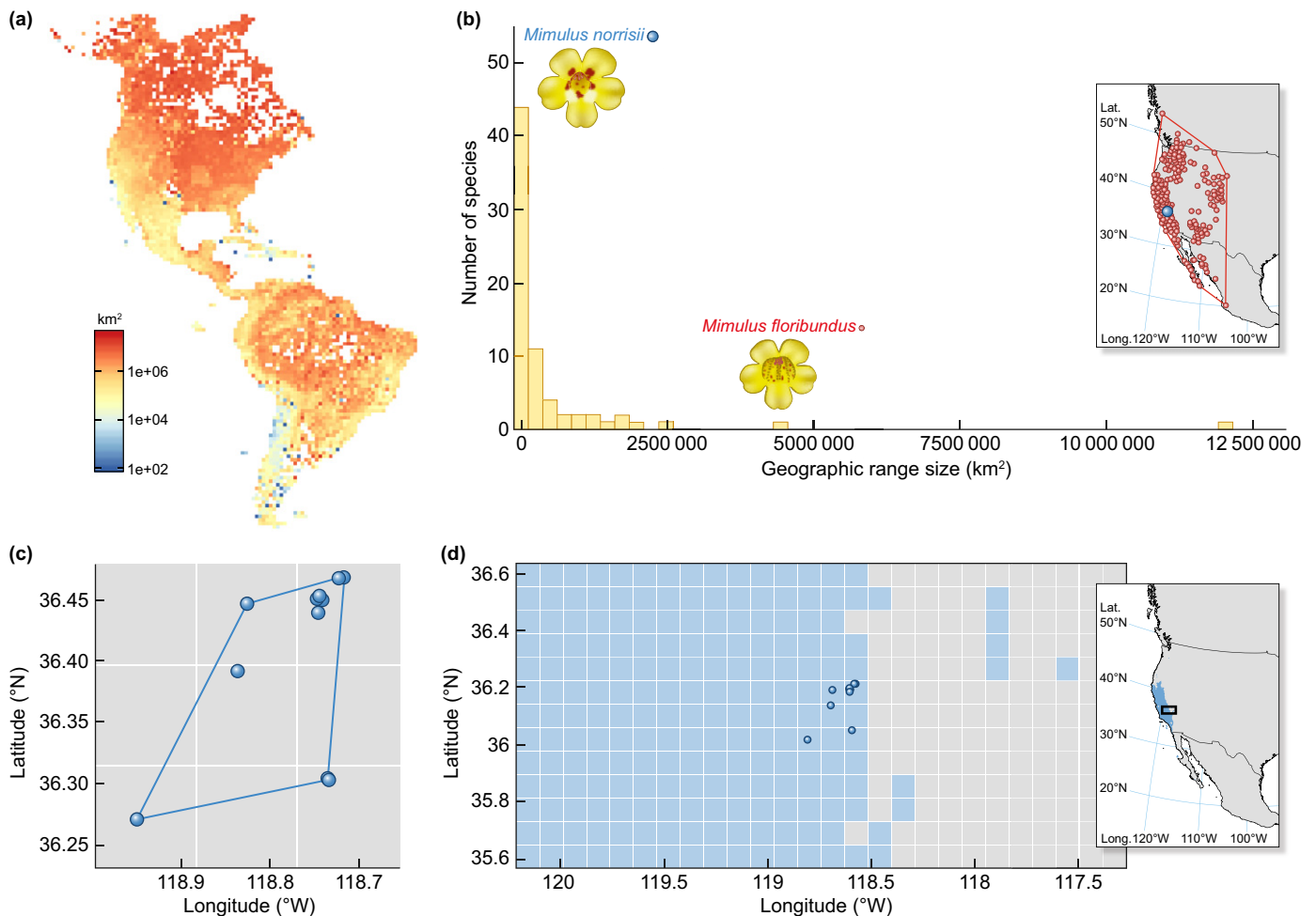


Fig. 1 (a) Geographic variation in mean range size (measured as the extent of occurrence and shown on a log₁₀-scale) of New World plants (redrawn from Morueta-Holme *et al.*, 2013). Colors in the map correspond to the mean range size of species recorded in each grid cell. (b) Frequency distribution of range size for species of western North American monkeyflowers (redrawn from Sheth *et al.*, 2014). As observed in many species assemblages, most species have small geographic ranges, and only a small number of species have large geographic ranges, but range size can vary dramatically even among closely related species. Inset shows two closely related species within the same subclade of *Mimulus* that have markedly different range sizes (measured as the extent of occurrence). (c) Extent of occurrence (area of minimum convex polygon) and area of occupancy (number of 30-second grid cells), based on locality data derived from herbarium specimens (blue dots) of *Mimulus norrisii*. (d) Inset shows climatically suitable habitat (blue shading) based on a niche model for *M. norrisii*. Range filling is often estimated as the proportion of suitable habitat (shaded blue grid cells) in which a species is known to occur (blue dots). For (b–d), see Sheth *et al.* (2014) for more information.

conservation concern, forecasting shifts in geographic distributions in response to climate change, and predicting the spread of invasive species via dispersal and/or niche evolution.

Despite the importance of understanding the mechanisms underlying range size, the relative importance of the hypothesized determinants of range size remains largely unknown. Here, we

assess support for various hypotheses that have been proposed to explain variation in range size among species and across space. This topic has been relatively understudied in plants, which have minimum range sizes that are far smaller than the smallest ranges of birds and mammals (Brown, 1984). Mechanisms that shape variation in range size among plant species may be unique given plants' sessile nature, diversity of mating systems and ploidy levels, and prevalence of hybridization and sympatric speciation. First, we describe extrinsic (i.e. features of the external environment such as dispersal barriers or habitat stability) and intrinsic (i.e. characteristics of an organism or taxon such as dispersal ability or niche breadth) hypotheses about variation in range size under assumptions that species' geographic range and ecological niche limits are stable over time, and highlight key studies testing these hypotheses. Second, we discuss support for extrinsic and intrinsic hypotheses about why range size might change over time. Next, we synthesize results from a meta-analysis attempting to evaluate the relative importance of factors hypothesized to explain variation in range size among species. We conclude by highlighting promising future avenues to advance our understanding of the ecology and evolution of range size in plants.

II. Equilibrial limits: variation in ranges that are static through time

1. Extrinsic ecological limits

Hypotheses related to extrinsic ecological limits on range size focus on the availability of suitable habitats in space and external barriers to the dispersal of species between suitable habitats. If 'everything is everywhere, but the environment selects' (Baas Becking, 1934; in O'Malley, 2008), a species' range size would equal the area of suitable habitat worldwide. However, external boundaries such as mountains, rivers, biomes, and the land–sea transition limit the geographic space available and may pose barriers to dispersal to suitable habitats beyond the boundary. What constitutes a dispersal or habitat boundary, and how impermeable a boundary is, is species-specific and scale-dependent (e.g. a river is a stronger boundary to an ant-dispersed than to a wind-dispersed plant species). We describe how boundaries at small and large spatial scales, habitat availability, and climate variability drive patterns of geographic range size among species and across space.

At small spatial scales, boundaries can limit the local or regional availability and connectivity of habitat area and explain range sizes. Mountains act as barriers to range expansion, but can also create unusual and/or diverse environmental conditions. Steep terrains can pack many small habitat areas that accumulate small-ranged species specialized to rare conditions (Rahbek *et al.*, 2019). Indeed, hotspots of small-ranged and endemic species often occur in mountains (Ohlemüller *et al.*, 2008; Morueta-Holme *et al.*, 2013), supporting the importance of topographic diversity in determining range shapes and sizes (Letcher & Harvey, 1994). At even smaller spatial scales, the rarity of other abiotic factors such as soil conditions can limit range sizes, as is the case for species adapted to rare serpentine soils (Safford *et al.*, 2005).

At broader spatial scales, the *geometric constraints hypothesis* asserts that continental boundaries create a mid-domain effect (Colwell & Hurtt, 1994; Weiser *et al.*, 2007) for range sizes, simply due to the exclusion of the largest range sizes towards the boundaries. For uni-dimensional latitudinal range extents, this null model predicts that the largest range extents should be found closer to the equator. Yet, observed range extents deviate from this mid-domain expectation. For instance, woody plants in the Americas show a bimodal distribution with peaks in mean range size in north temperate and equatorial regions, and minima in subtropical regions (Weiser *et al.*, 2007). The *geometric constraints hypothesis* can be expanded to two dimensions, with range sizes predicted to peak at the center of continents or biomes (Weiser *et al.*, 2007). Thus, the observed increase in range size with latitude in North America (consistent with Rapoport's rule, the tendency of range size to increase with latitude; Stevens, 1989), and reversed pattern in South America (counter to Rapoport's rule), have been argued to result from the covariance of latitude and land area. Although range sizes can be simulated simply as a null response to land mass area (Saupe *et al.*, 2019), the lack of expected pattern for animal taxa in parts of the Palearctic suggests that land area alone is not a general explanation (Gaston *et al.*, 1998). Instead, there might be stronger selection for broader niches – and thus larger ranges – in large continents like North America because of an interaction between land mass and environmental gradients, which are weakened by the buffering effect of oceans in smaller continents like South America (Gaston & Chown, 1999). Studies of range shape (e.g. relative longitudinal and latitudinal extent) can help disentangle the importance of barriers compared to environmental gradients (Brown & Maurer, 1989). For instance, a study of gradients in range shape for mammals and birds found that the geometric constraints caused by the continental shape of South America and Africa indeed limit longitudinal range extents stronger than climate gradients (Castro-Insua *et al.*, 2018). To our knowledge, there are no similar studies of global gradients in plant range shapes. However, an interaction of land area (influenced by land shape) with other climate factors is supported for patterns of mean range size of plants across the Americas (Morueta-Holme *et al.*, 2013).

The *habitat area hypothesis*, which encompasses multiple mechanisms across spatial scales, proposes that the combination of a species' niche position (relative to regional conditions) and the availability of conditions should set the theoretical limit for range expansion (Ohlemüller *et al.*, 2008; Morueta-Holme *et al.*, 2013). Thus, a species inhabiting conditions that are common in the world can have a larger range than a species preferring rare conditions. Supporting the *habitat area hypothesis*, large-ranged species in South America and Australia are prevalent where both available land area and mean annual temperatures are high (Gaston & Chown, 1999; Gallagher, 2016).

The *climatic variability hypothesis*, first proposed to explain Rapoport's rule, posits that high temperature seasonality selects for broad thermal tolerances (Dobzhansky, 1950; Janzen, 1967; Stevens, 1989). Thus, the stronger seasonality towards the poles favors generalist species, which can spread over a broader range of climatic zones (see 'Niche breadth' section below). Conversely, the

more stable tropics allow for the persistence of niche specialists with smaller ranges. The hypothesis has been rejected for many organism groups, with the main critique being that the pattern itself – Rapoport's rule – is only a regional and not global phenomenon (Gaston *et al.*, 1998). In summary, these extrinsic hypotheses are not mutually exclusive, and can interact with intrinsic properties to shape patterns of range size.

2. Intrinsic ecological limits

Hypotheses for intrinsic ecological limits on range size focus on differences among species in the ability to colonize new habitat. Successful colonization requires several steps (Estrada *et al.*, 2018): first, emigrating from an occupied site and arriving at a new, unoccupied location (the *dispersal ability hypothesis*; Hanski *et al.*, 1993) and second, tolerating new conditions well enough to establish a viable population and proliferate (the *niche breadth hypothesis*; Brown, 1984). The former requires consideration of not just movement per se but also life-history traits such as fecundity and abundance that affect propagule pressure (Fagan *et al.*, 2009). The latter can involve traits related not only to dimensions of the abiotic and biotic niche but also mating system, which affects the strength of Allee effects (Allee, 1931) in small founding populations, and life history, which affects rates of population growth and ecological tolerance. Leger & Forister (2009) cleverly assessed colonization ability directly based on the rate at which lichens colonized gravestones (whose date of 'habitat' origin was known precisely). They found that the best colonizers occupied the largest geographic ranges, likely due to a combination of mechanisms involving movement, abundance, and tolerance of unweathered substrate. Yet, spore size (a common index of movement potential) was unrelated to colonization rates. The dividing lines between colonization ability, dispersal ability, and niche breadth can be somewhat arbitrary because some functional and life-history traits affect multiple aspects of colonization. Further adding confusion, different authors use different terminologies and distinctions. For example, Penner & Rödel (2019) created a 'dispersal index' that included aspects of fecundity and habitat specialization, while Lester *et al.*'s (2007) *site colonization hypothesis* focused only on dispersal ability as the driver of differences in colonization rates. In the sections that follow, we describe and evaluate evidence for two intrinsic hypotheses: dispersal ability and niche breadth.

Dispersal ability The *dispersal ability hypothesis* posits that, all else being equal, species with greater dispersal ability reach a greater number of areas and hence achieve larger range sizes (Hanski *et al.*, 1993). A positive association between dispersal ability and range size could also result from reversed causation: species with small ranges could undergo selection for low dispersal ability to prevent dispersing out of suitable habitat (Kunin & Gaston, 1997). However, dispersal distances tend to be a very small fraction of species' range sizes, making this mechanism unlikely for all but the most narrowly distributed species (Lester *et al.*, 2007). Finally, low dispersal ability could lead to greater population differentiation and propensity to speciate into small-ranged species (Gutiérrez & Menéndez, 1997; Section III.3).

Despite the intuitive simplicity of this hypothesis, it is difficult to test because dispersal is an emergent property that involves morphology, physiology, life history, and behavior (even for plants, which often rely on animal vectors), and it is strongly influenced by extrinsic factors like habitat connectivity. Morphological proxies for movement ability are often used instead (e.g. mass and buoyancy of mangrove seeds; Clarke *et al.*, 2001). Many studies have found positive (though often weak) associations between proxies for movement ability and range size in animals, particularly insects (e.g. Lester *et al.*, 2007; Rundle *et al.*, 2007). Studies in plants are less numerous and only sometimes support a positive relationship between movement potential and range size, although several recent large-scale studies do find support (dispersal distance index based on vector and morphology for 1276 European plants: Estrada *et al.*, 2015; seed mass for 1600 European plants: Sonkoly *et al.*, 2017).

The net effects of seed size on colonization are particularly complicated to predict due to trade-offs in dispersal and establishment success. Passively dispersed, small-seeded species are expected to travel farther and make more propagules due to size/number trade-offs (predicting a negative relationship between seed mass and colonization), yet small seeds are likely to have lower per capita recruitment success (predicting a positive relationship between seed mass and colonization). For this reason Eriksson & Jakobsson (1998) hypothesized that the greatest colonization ability occurs at intermediate seed size. Among grassland species in Sweden, they found support for a hump-shaped relationship between seed size and local abundance, but the relationship did not scale up to predict range size after phylogenetic correction. For herbs in central Europe, van der Veken *et al.* (2007) found that seed production, a proxy for propagule pressure, predicted range size, while seed mass predicted latitudinal range position, which the authors hypothesized to reflect postglacial recolonization speed of small-seeded species.

Niche breadth The *niche breadth hypothesis* posits that species that can maintain stable or growing populations across a broad range of environments or resources should be able to occupy a larger geographic area than species with narrow niches (Brown, 1984). A species may achieve a broad niche via generalist populations and/or general-purpose genotypes, locally adapted populations and/or specialized genotypes, or both (Fig. 2a; Slatyer *et al.*, 2013). Hence, local adaptation (in the case of specialized populations) and phenotypic plasticity (in the case of general-purpose genotypes) may play an important role in shaping the relationship between species-level niche breadth and range size (Fig. 2b,c; Dostál *et al.*, 2016; Hirst *et al.*, 2017). If a species' niche breadth is shaped by general purpose genotypes that perform well across a broad range of environments, then species with more plastic genotypes may have larger geographic ranges. However, testing this hypothesis is often challenging because niche breadth quantifies the width of the fitness curve and can be characterized for genotypes, populations, species, and clades, whereas phenotypic plasticity quantifies the degree to which a trait (e.g. flowering time, specific leaf area) varies across environments at the genotypic level (Sexton *et al.*, 2017). This may explain the lack of strong support for a positive relationship between phenotypic plasticity and range size, especially since

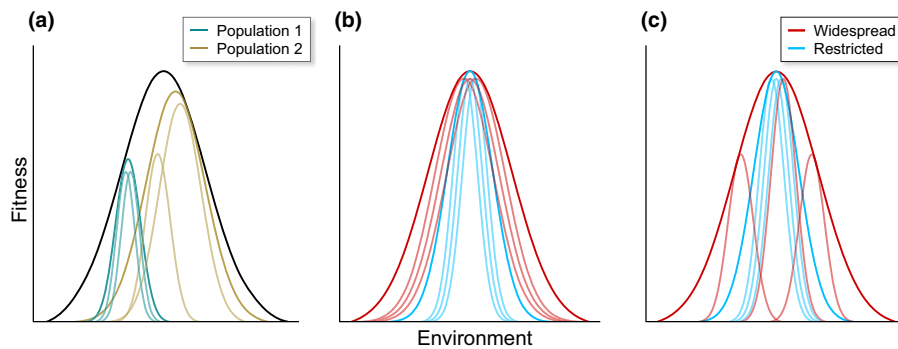


Fig. 2 Hypotheses about how variation in niche breadth (i.e. width of the fitness curve) among populations or genotypes can lead to variation in range size among species. (a) Species-level niche breadth (black curve) is accrued via niche breadths of individual populations across the species' range (bold hues), which in turn are accrued via the niche breadths of individual genotypes within each population (muted hues). (b) Hypothesis that geographically widespread species (bold hues) have populations or genotypes (muted hues) with broader niches than geographically restricted species. (c) Hypothesis that widespread species (bold hues) have populations that are more locally adapted and/or genotypes (muted hues) that are more specialized than restricted species.

studies differ drastically in focal traits used for quantifying plasticity (e.g., Sheth & Angert, 2014; Lovell & McKay, 2015; Hirst *et al.*, 2017) and are often unable to determine whether plasticity is adaptive (Dostál *et al.*, 2016).

Niche breadth has been quantified across a broad range of spatial scales, for many abiotic (e.g. edaphic properties, climatic variables, habitat types) and biotic (e.g. pollinator specificity, dispersal vector, competitive interactions, and mutualistic or pathogenic microbes) dimensions, and with a number of different metrics (reviewed in Sexton *et al.*, 2017). Most studies testing the *niche breadth hypothesis* in plants focus on range size and niche breadth estimates at regional, rather than global scales (summarized in Kambach *et al.*, 2018, who found that regional niche breadth is a poor predictor of global range size in a large dataset of European plant species). Given the n-dimensional nature of species' niches, support for the *niche breadth hypothesis* may be complicated if specialization is not correlated across multiple niche axes (Emery *et al.*, 2012). However, a recent meta-analysis showed consistent support for the *niche breadth hypothesis*, independent of taxonomic group or spatial scale, especially when niche breadth was quantified as environmental tolerance (Slatyer *et al.*, 2013).

Though biotic dimensions are thought to vary across finer spatial scales than other dimensions of niche breadth such as climate (Pearson & Dawson, 2003), biotic interactions may play an important role in shaping patterns of range size among species (Pigot & Tobias, 2013). Furthermore, biotic interactions may enhance or impede a plant species' tolerance to abiotic stress, thereby influencing its abiotic niche breadth and range size. For example, the California grass *Bromus laevipes* tolerated drier conditions in the presence of fungal leaf endophytes (Afkhani *et al.*, 2014). In addition, the presence of a competitor, herbivore, or disease may constrain abiotic niche breadth and hence range size (Bullock *et al.*, 2000; Svenning & Sandel, 2013). For example, lower competition pressure has been hypothesized to explain larger range sizes in areas of relatively low species richness such as high latitudes (cf. Stevens, 1996), though there is little theoretical rationale for this hypothesis (Gaston *et al.*, 1998). On the other hand, the presence of effective dispersal vectors can help species achieve larger range sizes. Megafauna such as elephants spread seeds

of fruit trees across much longer distances than other animals (Blake *et al.*, 2009). In addition, reliance on pollinators vs having the ability to reproduce autonomously can impact species' abilities to colonize new areas (Box 2).

One criticism of studies supporting the *niche breadth hypothesis*, particularly when niche breadth is quantified as realized environmental tolerance or habitat specificity, is that niche estimations may be truncated due to missing values in climatic space. For instance, tropical lowland species may have fundamental thermal niches that are broader than their realized niches, simply because there are no places that are hotter under the current climate (Feeley & Silman, 2010). Another key criticism is the failure to account for different levels of sampling effort for widespread versus restricted species (Burgman, 1989). Although early studies suggested that correcting for sampling effort weakens the positive relationship between niche breadth and range size (e.g. Burgman, 1989), a meta-analysis recently showed that this relationship persists even after correction (Slatyer *et al.*, 2013). Further, by encompassing a greater geographic area, widespread species may span a greater range of environments simply by chance due to spatial autocorrelation in climate across landscapes (Boucher-Lalonde & Currie, 2016). In the formulation of this hypothesis, Brown (1984) explicitly proposed that spatial autocorrelation in environmental variables would lead to a positive relationship between local abundance and range size across closely related species (Blackburn *et al.*, 2006), which were assumed to differ across very few niche dimensions. Nonetheless, using the same spatial occurrence dataset to estimate niche breadth and range size has been viewed as problematic by some authors who maintain that spatial autocorrelation hinders our ability to estimate niche breadth for species whose ranges are limited by dispersal or biotic interactions (e.g. Moore *et al.*, 2018; Cardillo *et al.*, 2019). In other words, if two species have the same niche breadth but one is dispersal-limited, its niche breadth is likely to be underestimated due to spatial autocorrelation compared to the other species whose range has grown to fill its niche. On the other hand, a primary effect of spatial autocorrelation could be that species with larger ranges encounter a greater range of selective

Box 2 Mating system and range size

Plants can reproduce autonomously through asexual (e.g. bulbil production, apomixis, or vegetative clones) or sexual reproduction (e.g. self-pollination). Autonomous reproduction can enhance colonization and establishment in new areas by providing reproductive assurance in the absence of pollinators or mates (Baker, 1955; Kalisz & Vogler, 2003). Species that self-pollinate should thus have larger geographic ranges than outcrossing species, a pattern robustly supported by a study of hundreds of angiosperm species (Grossenbacher *et al.*, 2015). Auxiliary support is lent by similar niche breadths between selfers and outcrossers (Randle *et al.*, 2009; Johnson *et al.*, 2014; Park *et al.*, 2018), suggesting that selfing increases range size via colonization of areas that are already abiotically suitable, rather than abiotic niche evolution (but see Espeland & Emam, 2011). Given that species with broader niches often have larger ranges (Slatyer *et al.*, 2013), it is surprising that selfers have larger geographic ranges, but not broader climatic niches than outcrossers.

Other hypotheses about the effects of reproductive mode on range size focus on effective population size (Wright *et al.*, 2013), which impacts fitness and evolvability. First, low genetic variation associated with autonomous reproduction could constrain the evolution of niche breadth and range size. If so, then species with autonomous reproduction should have narrower niches and smaller geographic ranges than outcrossers, yet, to our knowledge only one study supports this hypothesis (Lowry & Lester, 2006). The second consequence of low effective population size is the accumulation of deleterious mutations (Wright *et al.*, 2013). Functionally asexual *Oenothera* species on average had 72% larger geographic ranges than sexually reproducing species, although the difference was not statistically significant (Johnson *et al.*, 2010). Thus, asexuality may aid in initial colonization and expansion, but ranges subsequently decrease in size as deleterious mutations accumulate.

environments, leading to the evolution of greater niche breadth, which does not necessitate correction. Until we have a better understanding of the relative importance of niche evolution and dispersal for promoting range expansion, we caution that studies that adjust for spatial autocorrelation may underestimate true and biologically meaningful differences in niche breadth.

Some plant studies have addressed the issue of spatial autocorrelation by independently estimating niche breadth from experiments, and several of these studies have documented support for the *niche breadth hypothesis* even when estimates of niche breadth and range size are independent (e.g. Lloyd *et al.*, 2003; Sheth & Angert, 2014). Though experiments can only quantify niche breadth for a relatively small number of species and niche axes, they are a potentially powerful complement to verify tests of the *niche breadth hypothesis* based on correlative methods for a large number of species. For example, a study of western North American monkeyflowers found strong support for the climatic *niche breadth hypothesis* when using herbarium records to quantify both niche breadth and range size for 72 species (Sheth *et al.*, 2014), and weaker support (possibly due to small sample sizes) when quantifying niche breadth experimentally with thermal performance curves for 10 of those species (Sheth & Angert, 2014).

3. Evolutionary constraints to range expansion

Although the above hypotheses explain current (ecological) reasons for equilibrium differences in range size, they cannot explain why factors such as dispersal ability or niche breadth do not continually evolve to permit ranges to grow ‘like the rings of a tree’ (Mayr, 1963). Models of the evolutionary stasis of range limits assume that populations are under strong selection for adaptation to environments at and beyond the range edge, but are ultimately unable to respond to that selection for a variety of reasons. To extend these models to equilibrium differences in range size, the mechanisms that limit response to selection on range-limiting traits should take effect more rapidly along environmental gradients for restricted vs widespread species. In the following section we describe key theoretical models of range-limit evolution and attempt to translate their lessons to understanding evolutionary constraints on range size.

Models of range-limit evolution Some models demonstrate that range expansion might be prevented by gene swamping from central populations because of feedback between adaptation and population density (Haldane, 1956; Kirkpatrick & Barton, 1997). More individuals at the range center than the range edge cause edge populations to become ‘swamped’ with alleles adapted to central environments. Because local population density is coupled to the degree of adaptation, gene swamping depresses population growth and prevents further range expansion. This model emphasizes the costs of migration, a compound parameter reflecting the fitness costs of dispersing across environmental gradients due to the interplay of environmental gradient steepness and stabilizing selection around a local optimum (inversely proportional to niche breadth). Environmental gradients in this model can be biotic or abiotic; for example, negative species interactions simply steepen the costs of migration (Polechová & Barton, 2015). Because range limits evolve where environmental gradients are steep, or suddenly steepen, these models lend theoretical support for the hypothesis that ranges of narrowly distributed taxa are positioned in areas with steeper environmental gradients than their widespread relatives (Cook *et al.*, 2015; Section II.1). Narrower niches also increase the fitness cost of dispersing, so this intrinsic property can steepen the effective environmental gradient and yield smaller ranges (Section II.2). Contrary to the expectation that greater dispersal leads to larger ranges, this model suggests that high dispersal could lead to maladaptive gene swamping that limits range expansion.

While the Kirkpatrick and Barton model assumed fixed genetic variance and no stochasticity, more recent models let variance evolve and incorporate demographic and genetic stochasticity (i.e. genetic drift; Polechová & Barton, 2015; Polechová, 2018). These models reveal that genetic drift can preclude adaptation in edge populations when it reduces the efficacy of selection along environmental gradients. Whether range expansion continues or stalls depends on the costs of migration (as initially emphasized by Kirkpatrick and Barton), but relative to the genetic neighborhood size; adaptation fails when the effective environmental gradient is steeper than the efficacy of selection relative to genetic drift. These models provide the theoretical foundation for the *genetic variation*

hypothesis (discussed in the next section), with the implication for range size that genetic drift hinders response to selection more in narrow compared to wide-ranging species. Newer models of the evolution of ranges advocate comparing the fitness costs of movement along environmental gradients (i.e. via field transplants) to genetic neighborhood size (i.e. via molecular markers; Polechová & Barton, 2015). We are unaware of any work that has done this explicitly for one species, let alone for species with differing range sizes. It remains an open question whether the fitness cost of migration along environmental gradients is higher, or the efficacy of selection relative to genetic drift is lower, for range-restricted compared to widespread species.

Evidence for genetic variation and multivariate constraints Several empirical studies have tested the *genetic variation hypothesis*, which predicts a positive relationship between range size and genetic variation in traits related to niche breadth across closely related species. A study of 10 *Drosophila* (fruit fly) species with contrasting range sizes found that species restricted to the tropics had lower additive genetic variances for cold and desiccation resistance compared to geographically widespread species (Kellermann *et al.*, 2009). Similarly, a study of five pairs of monkeyflower species with contrasting range sizes showed that widespread species with broader thermal performance curves had greater genetic variation for thermal reaction norms (Sheth & Angert, 2014). Although additive genetic variance for traits associated with niche or dispersal evolution is required for evolution of ranges by natural selection, several studies have compared neutral genetic variation among plant species with contrasting range sizes (e.g. Gitzendanner & Soltis, 2000; Cole, 2003). Overall, studies of neutral genetic variation show mixed support for the prediction of lower genetic variation in geographically restricted species, and there are several examples of restricted species with high genetic variation and widespread species with low genetic variation (Stebbins, 1980; Gitzendanner & Soltis, 2000).

There are several challenges that hinder testing the *genetic variation hypothesis*. First, in comparative studies, it has not been possible to disentangle whether low genetic variation is a cause or a consequence of small range size. Second, quantifying additive genetic variances for multiple species is labor-intensive and often restricted to a small number of traits in short-lived, tractable organisms amenable to quantitative genetic study. Thus, most studies that have compared quantitative genetic variation in widespread and restricted species have had limited sample sizes for making robust inferences, often 1–2 species pairs with contrasting range sizes (e.g. Lovell & McKay, 2015), and we are unaware of any study involving more than 10 species (Kellermann *et al.*, 2009; Sheth & Angert, 2014). Third, genetic variation may change across space (Pujol & Pannell, 2008) and time (Leigh *et al.*, 2019), so including multiple populations per species at multiple time points would further increase the sample sizes needed to test this hypothesis. Finally, even if species have sufficient genetic variation in single traits, they might lack appropriate genetic variation in multiple traits to respond to natural selection at range edges. Thus, species with smaller ranges may experience stronger multivariate

constraints resulting from genetic correlations antagonistic to the direction of selection (Antonovics, 1976). To test this idea, estimates of selection gradients for multiple traits, along with genetic variance–covariance matrices, would be needed for multiple species differing in range size. We are unaware of any study that has compared such matrices or multivariate responses to selection among species varying in range size.

III. Non-equilibrium limits: variation in ranges that change through time

1. Extrinsic factors

Changes over time in extrinsic factors such as biotic interactions, the existence and placement of barriers to dispersal, climate, and human influence provide opportunities for species' ranges to expand or contract. Biotic factors such as the loss of dispersers can lead to reductions in range size (e.g. in large-seeded trees following megafauna extinctions in South America; Doughty *et al.*, 2016), and contribute to extinctions (e.g. in palms; Onstein *et al.*, 2018). The loss of a barrier can drive changes in the range sizes of previously restricted species. An example is the closure of the Isthmus of Panama, leading to interchanges of the terrestrial biota between North and South America. The southward expansions of *Quercus* and *Alnus* across the Isthmus exemplify the interaction between extrinsic and intrinsic factors, with animal-dispersed *Quercus* only reaching northern Colombia and wind-dispersed *Alnus* spreading all the way to Chile (Hooghiemstra, 2006).

Climatic changes and the spread and waning of ice sheets during glacial cycles of the Pleistocene drove changes in species' range sizes, especially in the northern hemisphere (Svenning & Skov, 2007). Yet hypotheses about the legacies of such climatic changes on current ranges yield contrasting predictions about how range size has changed over time. The *climatic relict hypothesis* posits that mountain areas are refugia for cool-adapted, narrow-ranged species that were formerly widespread during the cooler climate conditions of the Pleistocene (Willis & Whittaker, 2000; Ohlemüller *et al.*, 2008). This hypothesis predicts a clustering of small-ranged species with similar climate niches in mountains, limited by currently rare climatic conditions. By contrast, the *post-glacial migrational lag hypothesis* posits that species are still spreading from their Last Glacial Maximum (LGM) refugia 21 000 yr ago, and species' ranges are smaller than their potential due to dispersal limitation rather than current climate (Svenning *et al.*, 2008). Several lines of evidence favor the *post-glacial migrational lag hypothesis*. For instance, in the European Alps, accessibility to refugia explained patterns of endemic vascular plant and invertebrate richness (Essl *et al.*, 2011). Environmental niche modelling also supports the view that many European and North American plant species display limited filling of their potential ranges and are thus not in equilibrium with current interglacial climate conditions. Dispersal lags since the LGM are species-specific, with a stronger imprint of historical legacies on small-ranged species richness (Svenning & Skov, 2007) possibly explaining a lower congruence of hotspots of endemism across plants and other taxonomic groups (Essl *et al.*, 2011). Across the northern hemisphere, species and phylogenetic

endemism is skewed towards areas of higher climatic stability since the LGM (Feng *et al.*, 2019). However, even widespread species exhibit moderate to strong dispersal limitations from former glacial refugia (e.g. for majority of European forest species in Svenning *et al.*, 2008). Transplant experiments and naturalizations north of current distributions (Svenning *et al.*, 2008; Van der Veken *et al.*, 2012) support this hypothesis. The effects of past ice sheets are also discernible in North America. Here, in regions glaciated during the LGM, the mean range size for plants is significantly larger than in the rest of the Americas, likely reflecting selection for generalist species and good dispersers (Morueta-Holme *et al.*, 2013).

An increasingly recognized predictor of range size is human influence, which is studied primarily in animals (e.g. Marco & Santini, 2015). On the one hand, unintended dispersal of propagules by humans plays a major role in the spread and establishment of nonindigenous species (Mack *et al.*, 2000), and the spread of species used for food has increased the range size of large-fruited trees in the Americas (Zonneveld *et al.*, 2018). On the other hand, habitat fragmentation poses new barriers to plant migrations and reduces habitat for establishment. For instance, simulations predict that fragmentation may reduce climate-change driven range expansions in understory forest plants to 25–70% of the migration rate expected in a continuous forest landscape (Dullinger *et al.*, 2015). Empirical studies are scarce in plants though, and the role of rare long-distance dispersal in alleviating the negative impacts of fragmentation is hard to quantify. Together, these examples show that extrinsic changes may be faster than species can track, and create historical legacies in current range sizes.

Again, the impacts on individual species interact with their intrinsic traits such as dispersal syndromes.

2. Models of changes in range size over time

The waxing and waning of a species' range size over its lifetime has been compared to the life cycle of a single organism (Ricklefs & Cox, 1972). Several models have been proposed for change in range size of lineages over time (i.e. along branches of a phylogenetic tree; Fig. 2). Ranges at equilibrium with extrinsic and intrinsic limiting factors should remain stable over long periods of time (Fig. 3a; Gaston, 1998). Alternatively, ranges subject to changing extrinsic factors may change in size idiosyncratically, rather than predictably, over time (Fig. 3b; Gaston, 1998). The *stasis post-expansion hypothesis* suggests that if a species is born with a smaller range than its potential (e.g. in a glacial refugia scenario), then range size may rapidly increase post-speciation, and then remain stable over time (Fig. 3c; Jablonski, 1987). There is considerable empirical evidence for this model, both in the fossil record (mollusks; Jablonski, 1987) and extant taxa (bats; de Moraes Weber *et al.*, 2014). In plants, a study of *Fragaria* (strawberries, Rosaceae) is consistent with the stasis post-expansion model, but the relationship is relatively weak and appears to be largely driven by a small number of taxa (Johnson *et al.*, 2014). The *taxon cycle hypothesis* proposes that new species rapidly fill their potential ranges, after which their ranges begin declining due to fragmentation driven by local extinctions (Fig. 3d; Ricklefs & Cox, 1972). This model predicts a hump-shaped relationship between species' age and realized range size or range

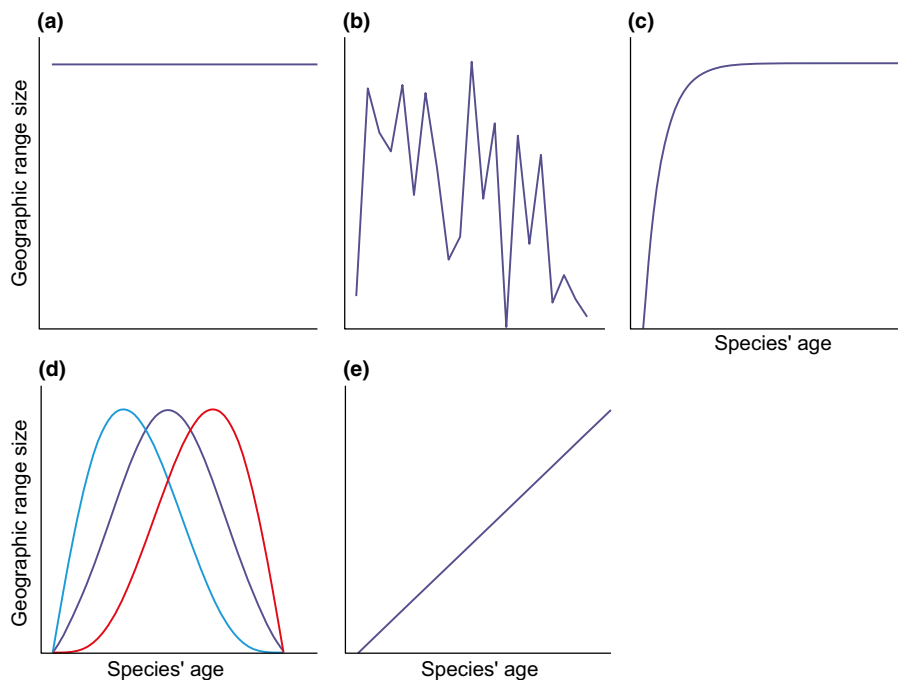


Fig. 3 Hypothesized relationships between species' age and range size. (a) Range size remains stable over time (i.e. the *stasis hypothesis*); (b) range size varies idiosyncratically over a species' lifespan; (c) range size rapidly expands after speciation and then remains stable over time (*stasis post-expansion hypothesis*); (d) range size increases after speciation, and then decreases until extinction (i.e. the *taxon-cycle hypothesis*); note this can be symmetric (black line), the rate of expansion can be greater than the rate of decline (blue line), or the rate of decline can be more rapid than the rate of expansion (purple line); (e) range size increases over time (e.g. the *age-and-area hypothesis*).

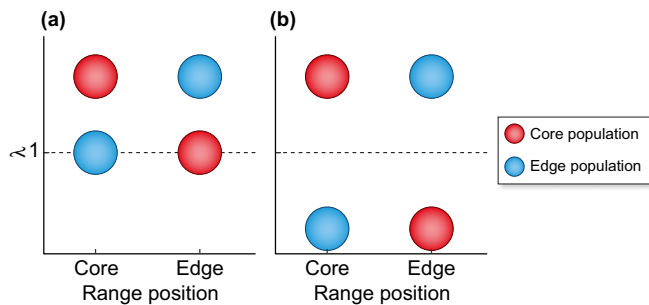


Fig. 4 Hypothetical results from a reciprocal transplant experiment of two populations (red and blue circles) originating from the core and edge of the species' range, designed to distinguish time-for-dispersal and time-for-adaptation as alternative mechanisms underlying a positive association between species' age and range size. (a) If range expansion follows the *time-for-dispersal hypothesis*, then core (ancestral) genotypes will be able to persist in more recently colonized edge sites (absolute fitness expressed as population growth rate, $\lambda \geq 1$), even if edge populations have a relative fitness advantage. (b) If adaptations must accumulate before range expansion can proceed (supporting the *time-for-adaptation hypothesis*), then ancestral genotypes from the range core will be unable to persist in more recently colonized edge sites.

filling (Fig. 3d; Liow & Stenseth, 2007). While there is some support for a hump-shaped relationship between age and range size for marine fossils (e.g. Liow & Stenseth, 2007) and extant birds (e.g. Pepke *et al.*, 2019), we are unaware of any plant studies that empirically support this model.

Given the role of dispersal in facilitating range expansions, species that have had more time to disperse may have larger geographic ranges than species that have formed more recently. If so, then there may be a positive correlation between species age and range size (Fig. 3e). This was initially coined as the *age-and-area hypothesis* by Willis (1922), and it assumes that, first, speciation results in geographically restricted species whose realized ranges are smaller than their potential ranges and, second, range size is negatively correlated with extinction risk, such that the prevalence of old species with small ranges is rare. Another prediction derived from this hypothesis is that older species have had more time to fill their potential ranges and thus occupy a larger fraction of suitable niche space relative to younger species (Svenning & Skov, 2004). Studies in the angiosperm genera *Piper* and *Psychotria* supported this hypothesis (Paul & Tonsor, 2008; Paul *et al.*, 2009), but in *Psychotria* results were sensitive to metrics of range size and filling. A major criticism of the *age-and-area hypothesis* is the prevalence of paleo-endemics (Stebbins & Major, 1965). Comparing fits of models with and without quadratic terms for species age is essential for distinguishing support for the *age-and-area hypothesis* from other models of range size evolution (de Moraes Weber *et al.*, 2014).

The same positive relationship between age and range size predicted by the *age-and-area hypothesis* could appear with greater time for adaptation, if range expansion proceeds via evolutionary adaptations to novel environments rather than solely via dispersal. Recent meta-analyses of transplant experiments suggest that most species' ranges coincide with niche limits, rather than falling short

of niche limits as predicted by dispersal limitation (Hargreaves *et al.*, 2014; Lee-Yaw *et al.*, 2016). Once species have filled their potential ranges and reached niche limits, niche evolution is necessary for range expansion (Section II.3). Thus, older species should have had more time to acquire mutations that expand their niche. Though time-for-dispersal and time-for-adaptation both predict positive relationships between age and range size, they do make unique predictions (Fig. 4). In its simplest formulation, the *time for dispersal hypothesis* assumes a fixed species-level niche breadth, and that a species simply needs time to colonize sites that are within its niche limits. By contrast, *time for adaptation* assumes that niche breadth is not an inherent species-level trait, but rather that niche breadth accumulates from sequential adaptation among populations across the range. However, time for dispersal is not incompatible with local adaptation across the range or a positive relationship between niche breadth and range size. Rather, the key distinction is whether or not adaptation is required to boost absolute fitness above the persistence threshold upon colonization of a new site (Fig. 4).

Studies to date have not fully teased apart whether range expansion is more likely to proceed via dispersal or evolutionary adaptation. Further, whether widespread species exhibit greater local adaptation among populations than restricted species remains unknown. Reciprocal transplants that quantify absolute fitness instead of relative fitness could help tease apart the *time for dispersal* vs *time for adaptation* hypotheses by assessing whether core genotypes could populate the range edge. If they can, then any local adaptation that has happened was not strictly necessary for range expansion, even if it has increased fitness and abundance at the edge (Fig. 4a). If not, then adaptation was necessary to expand the range past the niche of core populations (Fig. 4b).

Tests of hypotheses about how range size changes over time can be complicated by stochasticity and observer bias. If species with large ranges have lower extinction risk, then they are more likely to be present in a phylogeny of extant taxa. By contrast, species with small ranges may be less likely to be present due to extinction (Saupe *et al.*, 2015). Thus, age-and-area relationships may be detected even in the absence of any directional change in range size over time (Pigot *et al.*, 2012). In summary, there is substantial evidence that range size can vary predictably with age, but the shape of such relationships varies across taxa and timescales (birds; Webb & Gaston, 2000).

3. Range dynamics upon speciation

Range size evolution is intimately related to the geography of speciation, as daughter species must either inherit a portion of the ancestral range or colonize a new area. In turn, the geographic mode of speciation can affect the range size and placement of sister species. In traditional allopatric speciation, the ancestral range becomes divided by a barrier into two portions of variable size; daughter species could have small or large ranges, of equal or asymmetric size, depending on the exact location of the barrier. By contrast, the 'budding' mode of speciation predicts that speciation consistently results in highly asymmetric range sizes between sister species, with one daughter originating with a small range that is

either peripheral to (Mayr, 1954) or embedded within (Mayr, 1982) the larger range of the persistent progenitor. By this logic, determining the predominant geographic mode of speciation across many clades could help explain the origin of narrowly distributed species. Skeels & Cardillo (2019) hypothesize that vicariant barriers within established populations arise much less often than stochastic but repeated long-distance dispersal events that can create isolated, peripheral populations. Although divergence of budded populations within the range of a progenitor species was traditionally thought to be unlikely in the face of gene flow, case studies of the ecological divergence of regionally sympatric narrow endemics from their widespread progenitors suggest that successful divergence often involves adaptation to a novel habitat, such as serpentine soils (Baldwin, 2005), rock outcrops (Ferris *et al.*, 2014), or tidal estuaries (Heydel *et al.*, 2017). Strong divergent selection on traits that promote adaptation to novel habitats could contribute to reproductive isolation and facilitate ecological speciation. In turn, mechanisms that promote reproductive isolation in sympatry, such as self-fertilization (Box 2) and polyploidy (Box 3), can promote rapid ecological divergence. Thus, the budding mode of speciation might be particularly likely for habitat specialists, especially in plants (Davies *et al.*, 2011; Grossenbacher *et al.*, 2014; Anacker & Strauss, 2014). Consistent with *age-and-area* and *stasis post-expansion hypotheses*, newly-formed species resulting from budding speciation will start small and grow their ranges over time if they do not go extinct, but it would be difficult to detect support for either hypothesis since the other sister species will be widespread.

Although not explicitly about the geography of speciation, Raia *et al.* (2016) also weave together ecological specialization, narrow range sizes, and speciation to propose the *weak directionality hypothesis*, for which they found support in the fossil record of 21 extinct animal clades. The *weak directionality hypothesis* posits that density dependence at the level of the clade ultimately creates an evolutionary trap: as more species accumulate, sympatry increases, driving increased specialization and decreased range size, hence extinction rates rise (Raia *et al.*, 2016).

IV. Meta-analysis of the relative importance of hypothesized determinants of range size

In the previous sections we highlighted key studies that test various hypotheses for variation in range size among species, but these examples cannot reveal which hypotheses are most often supported or which have the largest effects on range size. In this section, we conduct a systematic, quantitative meta-analysis of the effect sizes of various intrinsic and extrinsic predictors of the range sizes of plants. Due to the limited number of suitable studies, this analysis highlights important research gaps rather than conclusively revealing the relative importance of hypothesized determinants of range size.

1. Overview of meta-analysis methods

We required studies to estimate native range size as a continuous, species-level response variable for three or more plant species. On

Box 3 Ploidy and range size

The hypothesis that polyploidy is positively related to range size (reviewed in Weiss-Schneeweiss *et al.*, 2013) is based on two mechanisms. First, by increasing genetic variation, polyploidy may facilitate niche evolution, allowing species to expand their geographic ranges (Otto & Whitton, 2000). Allopolyploids that form via hybridization between two species often exhibit asexual reproduction, and are thereby triply poised to have broader environmental tolerances via reproductive assurance, greater adaptive potential due to mutations, and greater adaptive potential due to the joining of two parental genomes. Further, allopolyploids that reproduce asexually via apomictic seeds represent fixed heterozygotes, and may either behave as general-purpose genotypes with broad phenotypic plasticity and environmental tolerance, or specialized lineages that collectively confer broad tolerance to the polyploid taxon as a whole (Coughlan *et al.*, 2017). Second, larger genome and cell sizes associated with polyploidy may lead to instantaneous shifts in physiological tolerances and trait values (Levin, 2002). Polyploids may thus exhibit niche divergence from diploids, because polyploids may be better at exploiting extreme environments where competition with the parent species is relaxed (Weiss-Schneeweiss *et al.*, 2013). However, it is less clear whether this effect would result in broader niches or merely shifted niche positions in polyploids.

Studies of polyploid complexes represent a first step to dissecting the relationships among different types of ploidy and their interactions with mating system, niche breadth, dispersal ability and range size. Although one key study in western North American *Clarkia* supported the hypothesis that polyploids have larger geographic ranges than their diploid relatives (Lowry & Lester, 2006), other studies have found no differences in range size between polyploids and diploids (Hijmans *et al.*, 2007; Martin & Husband, 2009). In the *Alyssum montanum* species complex, allopolyploids had higher rates of climatic niche evolution and expanded into unique climates not occupied by their diploid ancestors, while autopolyploids had slower rates of niche evolution and their niches more closely resembled those of their diploid progenitors (Arrigo *et al.*, 2016). In hawthorns (genus *Crataegus*), allopolyploids had larger geographic ranges and ecological niches than diploids or autopolyploids, and this difference in range size was related to increased resource allocation to dispersal traits such as larger quantities of fruit pulp and smaller seed size trading off with reduced allocation to competitive traits (Coughlan *et al.*, 2017, 2014). Further, many hybrid clones occurred in several habitat types, supporting the hypothesis that polyploidization results in general-purpose genotypes (Coughlan *et al.*, 2017). Transplant experiments of diploid and polyploid cytotypes (i.e. from the same taxonomic complex) within and beyond the total geographic range are a powerful approach for assessing whether polyploids confer fitness advantages in extreme environments lacking diploids (e.g., Ramsey, 2011; McIntyre & Strauss, 2017). Additional studies are needed to determine whether observed differences between cytotypes of different ploidy levels arise immediately as a result of polyploidization or have evolved over time since the genome duplication event (Ramsey, 2011; Husband *et al.*, 2016).

23 May 2019, we searched the Web of Science database for articles containing *geographic** and *'range size*'* and *plant** in all fields; this returned 412 articles. After screening and data extraction (Supporting Information Methods S1), we retained 24 studies for analysis (Appendix A1). We required the ability to extract (or convert to) the univariate correlation coefficient, Pearson's r ,

between range size and each predictor variable, which was then transformed to Fisher's z , a metric of standardized effect size for correlations (Koricheva *et al.*, 2013; Methods S1). The final dataset included 123 estimates of z across five categories of intrinsic predictors (dispersal ability, mating system, ploidy, niche breadth, species' age), three categories of extrinsic predictors (range position, environmental heterogeneity, and niche availability), and three categories of range size metrics as responses (area, extent, or filling; Methods S1). We collapsed observations to one per study per predictor category (regardless of range size metric) by either taking the mean z (if all estimates had the same sample size) or by selecting the z with the lowest variance (if estimates differed in sample size). To conduct a meta-analysis assessing the relative importance of each hypothesized predictor of range size, we used the METAFOR v.2.1-0 package (Viechtbauer, 2010) in R v.3.6.1 (R Core Team, 2019). In our meta-analytical model, mean standardized effect size was the response variable, predictor category was a fixed effect, and study was a random effect.

2. Meta-analysis results and discussion

Of eight general predictors of range size, two intrinsic and two extrinsic predictors were estimated to have consistently strong, positive effects on range size: niche breadth, species' age, niche availability, and range position (Figs 5, S1–S3). Mating system (coded as selfing ability), ploidy, environmental heterogeneity, and dispersal ability were not consistently associated with range size (Figs 5, S1), but all of these except dispersal ability had very low sample sizes, making any conclusions about their effects premature. Though three out of four studies of mating system reported positive effects of selfing ability on range size (Fig. S1; Table S1), the confidence interval for this category encompassed 0. By contrast,

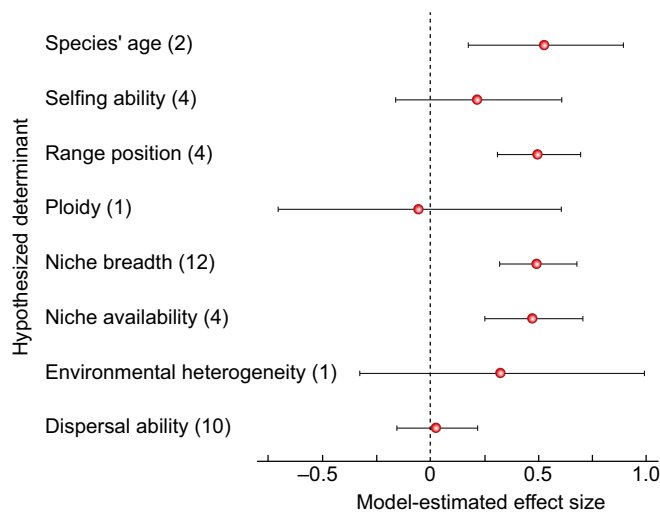


Fig. 5 Relative influence, expressed as model-estimated effect size, of each of eight general categories of hypothesized predictors of range size in plants. Mean effect size and 95% confidence intervals for each predictor are based on a meta-analytical model including predictor as a moderator ($Q_M = 264.95$; $df = 8$; $P < 0.0001$) and study as a random effect. A total of 24 studies were included in the meta-analysis, and the number of studies included for each predictor variable is reported parenthetically.

dispersal ability had larger sample sizes, but this broad predictor category encompassed substantial heterogeneity in specific estimates, from proxies for movement distance such as plant height and propagule size to correlates of propagule pressure such as reproductive frequency. Though we do not have sufficient sample sizes for formal tests, propagule size tended to have the weakest associations with range size (e.g. Sonkoly *et al.*, 2017), while effect sizes incorporating proxies for propagule pressure tended to be larger (e.g. Svenning & Skov, 2004; Fig. S1; Table S1). Realized dispersal is notoriously hard to measure well, and coarse proxies may miss true signal. Alternatively, the *gene swamping hypothesis* (Section II.3) posits that high dispersal prevents niche evolution and range expansion. The category of niche breadth also contained diverse estimates based on habitat usage and climatic tolerance, measured via observations and experiments. Though again we do not have sufficient sample sizes for formal tests, the two experimental assessments of niche breadth based on performance across treatments (e.g. Lloyd *et al.*, 2003; Luna & Moreno, 2010) had among the smallest effect sizes, while those based on distributional observations tended to be larger (e.g. Sheth *et al.*, 2014; Kambach *et al.*, 2018; Fig. S1).

The quantitative estimates from the meta-analysis, though based on a systematic literature search and standardized effect sizes that adjust for differences among studies in precision and power, potentially suffer from biases in publication and reporting. Though residuals are symmetrically distributed around 0 and show no evidence that small studies were biased towards positive residuals (Fig. S4), weak associations were frequently reported incompletely (e.g. ' $P > 0.05$ ' or 'results not shown'), precluding their quantitative incorporation. Thus, the estimates here are potentially inflated towards those that meet the threshold for statistical significance. Additionally, the meta-analytical framework we used could not incorporate estimates from phylogenetically corrected, non-parametric, or multivariate analyses. These problems were particularly prevalent in the dispersal ability category (Table S1), making any conclusions about its effect on plant range size even more tenuous.

More than providing conclusive evidence for the importance of particular hypotheses, the results from our meta-analysis point to a strong need for more studies that evaluate multiple hypothesized determinants simultaneously, report all findings regardless of statistical significance thresholds, and include interdependencies (i.e. via path analysis; Sheth *et al.*, 2014). As hypotheses about range size have been tested for plants and other taxa, it has become increasingly clear that no single hypothesis can explain variation in range size among species or across space. Although identifying the most important drivers of range size across all spaces or regions may seem unlikely, general patterns may emerge with the proper inclusion of sufficient taxa, geographic regions, and explanatory variables. Often, conflicting conclusions across studies stem from methodological differences and the difficulties of defining range size (reviewed in Gaston *et al.*, 1998). Extrinsic factors interact with one another and often vary in importance across regions of the world. For instance, Morueta-Holme *et al.* (2013) showed that both habitat availability and climatic stability were important predictors of the distribution of mean and variation of range size of vascular plants in the Americas, but distinct drivers dominated in

different regions. Ultimately, what constitutes a boundary for a species – and the temporal scales at which it is relevant – is the result of the interaction between extrinsic and intrinsic factors.

V. Conclusions

Despite the multitude of studies of geographic range size in plants, we still lack a unified understanding of the relative importance of the hypothesized determinants described here, particularly for predictor variables that are largely unique to plants, such as mating system and ploidy. We also need additional studies that merge approaches from macroecology and evolutionary ecology to understand how adaptation and dispersal interact to facilitate niche evolution and range expansion. Although geographic range size is often negatively related to extinction risk (Leão *et al.*, 2014), small-ranged species may have evolved the ability to tolerate threats (Waldron, 2010), so whether small geographic range size is an evolutionary dead end remains unknown. In the face of ongoing anthropogenic global change, narrow-ranged species have decreased, while widespread species have increased in abundance in habitats with human disturbance (Newbold *et al.*, 2018). Gaining insights into the drivers of geographic range size among species and across space informs our understanding of species endemism and rarity, hotspots of biodiversity, and invasibility. Ultimately, our knowledge of geographic range size relies on natural history observations and collections coupled with well-supported taxonomic and phylogenetic hypotheses. As these data continue to accumulate for plants, we hope to gain a more comprehensive understanding of the processes that govern range size variation among taxa and across space for this large branch of the tree of life.

VI. Future directions

(1) Although spatial variation in range size has been studied at the continental scale and below, mapping global mean and other moments of range size distributions in plants is the first step needed towards quantifying the relative importance of hypotheses to explain geographic variation in range size worldwide.

(2) To further grasp how intrinsic factors shape variation in range size, future studies need to consider intra-specific variation in and interactions between dispersal ability and niche breadth. Given the strong global support for the *niche breadth hypothesis*, studies that examine how species-level niche breadth is partitioned among populations and genotypes would be valuable for understanding the roles of individual- and population-level niche breadth in driving patterns of range size.

(3) There is a paucity of work on the role of biotic interactions, particularly positive interactions, in expanding species' niche breadths and thus range sizes (Stanton-Geddes & Anderson, 2011; Afkhami *et al.*, 2014). A largely untested hypothesis, especially in plants, is that narrowly distributed species are more sensitive to negative interactions or mutualisms (e.g. sparrows: Herrera-Alsina & Villegas-Patracá, 2014). When it comes to pollination or other mutualisms, the degree of specialization (e.g. the number of pollinator species on which a plant species relies) is one often

overlooked dimension of niche breadth that could be related to a species' ability to expand its geographic range (Karron, 1987).

(4) To disentangle cause and effect of the correlation between genetic variation and range size, simulations or microcosms – where starting populations vary in initial genetic variation and range expansion can be followed in real time – are particularly powerful approaches (e.g. beetles: Szűcs *et al.*, 2017; Williams *et al.*, 2019).

(5) It has been hypothesized that trade-offs constrain niche evolution and range expansion (Futuyma & Moreno, 1988). If so, then small-ranged species should have steeper fitness trade-offs between core vs edge environments, yet to our knowledge, these predictions have not yet been tested.


(6) Phylogenetic reconstruction methods that explicitly incorporate geography (e.g. BIOGEOBEARS; Matzke, 2013) are a promising way forward in terms of modelling patterns of range change through time and testing whether most range change happens upon cladogenesis or afterwards.

Acknowledgements

We thank Hafsa Ahmed for extracting data for the meta-analysis, supported by a NSERC Discovery Grant to ALA. Erin Coughlin assisted with data extraction from figures for meta-analysis. USDA National Institute of Food and Agriculture Hatch project 1016272 supported SNS's participation in this work. NMH was supported by an Individual Fellowship under the Marie Skłodowska-Curie grant agreement (no. 746334) and also acknowledges support from the Danish National Research Foundation to the Center for Macroecology, Evolution and Climate (grant no. DNRF96). We thank Kelly Carscadden, Takuji Usui, Marcel Cardillo, Jason Sexton, and an anonymous reviewer for helpful comments on earlier drafts.

ORCID

Amy L. Angert  <https://orcid.org/0000-0003-3082-0133>

Naia Morueta-Holme  <https://orcid.org/0000-0002-0776-4092>

Seema Nayan Sheth  <https://orcid.org/0000-0001-8284-7608>

References

- Afkhami ME, McIntyre PJ, Strauss SY. 2014. Mutualist-mediated effects on species' range limits across large geographic scales. *Ecology Letters* 17: 1265–1273.
- Allee WC. 1931. *Animal aggregations, a study in general sociology*. Chicago, IL, USA: University of Chicago Press.
- Anacker BL, Strauss SY. 2014. The geography and ecology of plant speciation: range overlap and niche divergence in sister species. *Proceedings of the Royal Society B: Biological Sciences* 281: 20132980.
- Antonovics J. 1976. The nature of limits to natural selection. *Annals of the Missouri Botanical Garden* 63: 224–247.
- Arrigo N, de La Harpe M, Litsios G, Zozomová-Lihová J, Španiel S, Marhold K, Barker MS, Alvarez N. 2016. Is hybridization driving the evolution of climatic niche in *Alyssum montanum*. *American Journal of Botany* 103: 1348–1357.
- Baas Becking LGM. 1934. *Geobiologie of inleiding tot de milieukunde*. Den Haag, the Netherlands: W.P. Van Stockum & Zoon.

- Baker HG. 1955. Self-compatibility and establishment after 'long-distance' dispersal. *Evolution* 9: 347–349.
- Baldwin BG. 2005. Origin of the serpentine-endemic herb *Layla discoidea* from the widespread *L. landulosa* (Compositae). *Evolution* 59: 2473–2479.
- Blackburn TM, Cassey P, Gaston KJ. 2006. Variations on a theme: sources of heterogeneity in the form of the interspecific relationship between abundance and distribution. *Journal of Animal Ecology* 75: 1426–1439.
- Blake S, Deem SL, Mossimbo E, Maisels F, Walsh P. 2009. Forest elephants: tree planters of the Congo. *Biotropica* 41: 459–468.
- Boucher-Lalonde V, Currie DJ. 2016. Spatial autocorrelation can generate stronger correlations between range size and climatic niches than the biological signal – a demonstration using bird and mammal range maps. *PLoS ONE* 11: e0166243.
- Brown JH. 1984. On the relationship between abundance and distribution of species. *The American Naturalist* 124: 255–279.
- Brown JH, Maurer BA. 1989. Macroecology: the division of food and space among species on continents. *Science* 243: 1145–1150.
- Bullock JM, Edwards RJ, Carey PD, Rose RJ. 2000. Geographical separation of two *Ulex* species at three spatial scales: does competition limit species' ranges? *Ecography* 23: 257–271.
- Burgman MA. 1989. The habitat volumes of scarce and ubiquitous plants: a test of the model of environmental control. *The American Naturalist* 133: 228–239.
- Cardillo M, Dinnage R, McAlister W. 2019. The relationship between environmental niche breadth and geographic range size across plant species. *Journal of Biogeography* 46: 97–109.
- Castro-Insua A, Gómez-Rodríguez C, Svenning J-C, Baselga A. 2018. A new macroecological pattern: the latitudinal gradient in species range shape. *Global Ecology and Biogeography* 27: 357–367.
- Clarke PJ, Kerrigan RA, Westphal CJ. 2001. Dispersal potential and early growth in 14 tropical mangroves: do early life history traits correlate with patterns of adult distribution? *Journal of Ecology* 89: 648–659.
- Cole CT. 2003. Genetic variation in rare and common plants. *Annual Review of Ecology, Evolution, and Systematics* 34: 213–237.
- Colwell RK, Hurtt GC. 1994. Nonbiological gradients in species richness and a spurious Rapoport effect. *The American Naturalist* 144: 570–595.
- Cook LG, Hardy NB, Crisp MD. 2015. Three explanations for biodiversity hotspots: small range size, geographical overlap and time for species accumulation. An Australian case study. *New Phytologist* 207: 390–400.
- Coughlan JM, Han S, Stefanović S, Dickinson TA. 2017. Widespread generalist clones are associated with range and niche expansion in allopolyploids of Pacific Northwest Hawthorns (*Crataegus* L.). *Molecular Ecology* 26: 5484–5499.
- Coughlan JM, Stefanović S, Dickinson TA. 2014. Relative resource allocation to dispersal and competition demonstrates the putative role of hybridity in geographical parthenogenesis. *Journal of Biogeography* 41: 1603–1613.
- Davies TJ, Smith GF, Bellstedt DU, Boatwright JS, Bytebier B, Cowling RM, Forest F, Harmon LJ, Muasya AM, Schrire BD *et al.* 2011. Extinction risk and diversification are linked in a plant biodiversity hotspot. *PLoS Biology* 9: e1000620.
- Di Marco MD, Santini L. 2015. Human pressures predict species' geographic range size better than biological traits. *Global Change Biology* 21: 2169–2178.
- Dobzhansky T. 1950. Evolution in the tropics. *American Scientist* 38: 209–221.
- Dostál P, Fischer M, Prati D. 2016. Phenotypic plasticity is a negative, though weak, predictor of the commonness of 105 grassland species. *Global Ecology and Biogeography* 25: 464–474.
- Doughty CE, Wolf A, Morueta-Holme N, Jørgensen PM, Sandel B, Violle C, Boyle B, Kraft NJB, Peet RK, Enquist BJ *et al.* 2016. Megafauna extinction, tree species range reduction, and carbon storage in Amazonian forests. *Ecography* 39: 194–203.
- Dullinger S, Dendoncker N, Gattringer A, Leitner M, Mang T, Moser D, Mücher CA, Plutzer C, Rounsevell M, Willner W *et al.* 2015. Modelling the effect of habitat fragmentation on climate-driven migration of European forest understorey plants. *Diversity and Distributions* 21: 1375–1387.
- Emery NC, Forrestel EJ, Jui G, Park MS, Baldwin BG, Ackerly DD. 2012. Niche evolution across spatial scales: climate and habitat specialization in California *Lasthenia* (Asteraceae). *Ecology* 93: S151–S166.
- Eriksson O, Jakobsson A. 1998. Abundance, distribution and life histories of grassland plants: a comparative study of 81 species. *Journal of Ecology* 86: 922–933.
- Espeland EK, Emam TM. 2011. The value of structuring rarity: the seven types and links to reproductive ecology. *Biodiversity and Conservation* 20: 963–985.
- Essl F, Dullinger S, Plutzer C, Willner W, Rabitsch W. 2011. Imprints of glacial history and current environment on correlations between endemic plant and invertebrate species richness. *Journal of Biogeography* 38: 604–614.
- Estrada A, Meireles C, Morales-Castilla I, Poschlod P, Vieites D, Araújo MB, Early R. 2015. Species' intrinsic traits inform their range limitations and vulnerability under environmental change. *Global Ecology and Biogeography* 24: 849–858.
- Estrada A, Morales-Castilla I, Meireles C, Caplat P, Early R. 2018. Equipped to cope with climate change: traits associated with range filling across European taxa. *Ecography* 41: 770–781.
- Fagan WF, Cantrell RS, Cosner C, Ramakrishnan S. 2009. Interspecific variation in critical patch size and gap-crossing ability as determinants of geographic range size distributions. *The American Naturalist* 173: 363–375.
- Feeley KJ, Silman MR. 2010. Biotic attrition from tropical forests correcting for truncated temperature niches. *Global Change Biology* 6: 1830–1836.
- Feng G, Ma Z, Sandel B, Mao L, Normand S, Ordóñez A, Svenning J-C. 2019. Species and phylogenetic endemism in angiosperm trees across the Northern Hemisphere are jointly shaped by modern climate and glacial–interglacial climate change. *Global Ecology and Biogeography* 28: 1393–1402.
- Ferris KG, Sexton JP, Willis JH. 2014. Speciation on a local geographic scale: the evolution of a rare rock outcrop specialist in *Mimulus*. *Philosophical Transactions of the Royal Society B: Biological Sciences* 369: 20140001.
- Futuyma DJ, Moreno G. 1988. The evolution of ecological specialization. *Annual Review of Ecology and Systematics* 19: 207–233.
- Gallagher RV. 2016. Correlates of range size variation in the Australian seed-plant flora. *Journal of Biogeography* 43: 1287–1298.
- Gaston KJ. 1994. Measuring geographic range sizes. *Ecography* 17: 198–205.
- Gaston KJ. 1998. Species-range size distributions: products of speciation, extinction and transformation. *Philosophical Transactions of the Royal Society of London. Series B: Biological Sciences* 353: 219–230.
- Gaston KJ, Blackburn TM, Spicer JI. 1998. Rapoport's rule: time for an epitaph? *Trends in Ecology & Evolution* 13: 70–74.
- Gaston KJ, Chown SL. 1999. Why Rapoport's rule does not generalise. *Oikos* 84: 309–312.
- Gaston KJ, Fuller RA. 2009. The sizes of species' geographic ranges. *Journal of Applied Ecology* 46: 1–9.
- Gitzendanner MA, Soltis PS. 2000. Patterns of genetic variation in rare and widespread plant congeners. *American Journal of Botany* 87: 783–792.
- Grossenbacher D, Runquist RB, Goldberg EE, Brandvain Y. 2015. Geographic range size is predicted by plant mating system. *Ecology Letters* 18: 706–713.
- Grossenbacher DL, Veloz SD, Sexton JP. 2014. Niche and range size patterns suggest that speciation begins in small, ecologically diverged populations in North American monkeyflowers (*Mimulus* spp.). *Evolution* 68: 1270–1280.
- Gutiérrez D, Menéndez R. 1997. Patterns in the distribution, abundance and body size of carabid beetles (Coleoptera: Caraboidea) in relation to dispersal ability. *Journal of Biogeography* 24: 903–914.
- Haldane JBS. 1956. The relation between density regulation and natural selection. *Proceedings of the Royal Society of London B: Biological Sciences* 145: 306–308.
- Hanski I, Kouki J, Halkka A. 1993. Three explanations of the positive relationship between distribution and abundance of species. In: Ricklefs R, Schlüter D, eds. *Species diversity in ecological communities: historical and geographical perspectives*. Chicago, IL, USA: The University of Chicago Press, 108–116.
- Hargreaves AL, Samis KE, Eckert CG. 2014. Are species' range limits simply niche limits writ large? A review of transplant experiments beyond the range. *The American Naturalist* 183: 157–173.
- Herrera-Alsina L, Villegas-Patracá R. 2014. Biologic interactions determining geographic range size: a one species response to phylogenetic community structure. *Ecology and Evolution* 4: 968–976.
- Heydel F, Engels JG, Feigs JT, Vásquez E, Rudolph B, Rohwer JG, Jensen K. 2017. Adaptation to tidal flooding and rapid genetic divergence between a narrow endemic grass species and its widespread congener lead to an early stage of ecological speciation. *Perspectives in Plant Ecology, Evolution and Systematics* 27: 57–67.
- Hijmans RJ, Gavrilenko T, Stephenson S, Bamberg J, Salas A, Spooner DM. 2007. Geographical and environmental range expansion through polyploidy in wild potatoes (*Solanum* section *Petota*). *Global Ecology and Biogeography* 16: 485–495.

- Hirst MJ, Griffin PC, Sexton JP, Hoffmann AA. 2017. Testing the niche-breadth-range-size hypothesis: habitat specialization vs. performance in Australian alpine daisies. *Ecology* 98: 2708–2724.
- Hooghiemstra H. 2006. Immigration of oak into northern South America: a paleoecological document. In: Kappelle M, ed. *Ecological studies. Ecology and conservation of neotropical montane oak forests*. Berlin, Germany: Springer, 17–28.
- Husband BC, Baldwin SJ, Sabara HA. 2016. Direct vs. indirect effects of whole-genome duplication on prezygotic isolation in *Chamerion angustifolium*: implications for rapid speciation. *American Journal of Botany* 103: 1259–1271.
- IUCN Standards and Petitions Subcommittee. 2019. *Guidelines for Using the IUCN Red List Categories and Criteria*. Version 14. [WWW document] URL <http://www.iucnredlist.org/documents/RedListGuidelines.pdf>.
- Jablonski D. 1987. Heritability at the species level: analysis of geographic ranges of cretaceous mollusks. *Science* 238: 360–363.
- Janzen DH. 1967. Why mountain passes are higher in the tropics. *The American Naturalist* 101: 233–249.
- Johnson AL, Govindarajulu R, Ashman T-L. 2014. Bioclimatic evaluation of geographical range in *Fragaria* (Rosaceae): consequences of variation in breeding system, ploidy and species age. *Botanical Journal of the Linnean Society* 176: 99–114.
- Johnson MTJ, Smith SD, Rauscher MD. 2010. Effects of plant sex on range distributions and allocation to reproduction. *New Phytologist* 186: 769–779.
- Kalisz S, Vogler DW. 2003. Benefits of autonomous selfing under unpredictable pollinator environments. *Ecology* 84: 2928–2942.
- Kambach S, Lenoir J, Decocq G, Welk E, Seidler G, Dullinger S, Gégout J-C, Guisan A, Pauli H, Svenning J-C *et al.* 2018. Of niches and distributions: range size increases with niche breadth both globally and regionally but regional estimates poorly relate to global estimates. *Ecography* 42: 467–477.
- Karron JD. 1987. The pollination ecology of co-occurring geographically restricted and widespread species of *Astragalus* (Fabaceae). *Biological Conservation* 39: 179–193.
- Kellermann V, van Heerwaarden B, Sgro CM, Hoffmann AA. 2009. Fundamental evolutionary limits in ecological traits drive *Drosophila* species distributions. *Science* 325: 1244–1246.
- Kirkpatrick M, Barton NH. 1997. Evolution of a species' range. *The American Naturalist* 150: 1–23.
- Koricheva J, Gurevitch J, Mengersen K. 2013. *Handbook of meta-analysis in ecology and evolution*. Princeton, NJ, USA: Princeton University Press.
- Kunin WE, Gaston KJ. 1997. *The biology of rarity: causes and consequences of rare-common differences*. London, UK: Chapman and Hall.
- Leão TCC, Fonseca CR, Peres CA, Tabarelli M. 2014. Predicting extinction risk of Brazilian Atlantic forest angiosperms. *Conservation Biology* 28: 1349–1359.
- Lee-Yaw JA, Kharouba HM, Bontrager M, Mahony C, Csergő AM, Noreen AME, Li Q, Schuster R, Angert AL. 2016. A synthesis of transplant experiments and ecological niche models suggests that range limits are often niche limits. *Ecology Letters* 19: 710–722.
- Leger EA, Forister ML. 2009. Colonization, abundance, and geographic range size of gravestone lichens. *Basic and Applied Ecology* 10: 279–287.
- Leigh DM, Hendry AP, Vázquez-Domínguez E, Friesen VL. 2019. Estimated six per cent loss of genetic variation in wild populations since the industrial revolution. *Evolutionary Applications* 12: 1505–1512.
- Lester SE, Ruttenberg BI, Gaines SD, Kinlan BP. 2007. The relationship between dispersal ability and geographic range size. *Ecology Letters* 10: 745–758.
- Letcher AJ, Harvey PH. 1994. Variation in geographical range size among mammals of the Palearctic. *The American Naturalist* 144: 30–42.
- Levin DA. 2002. *The role of chromosomal change in plant evolution*. Oxford, UK: Oxford University Press.
- Liow LH, Stenseth NC. 2007. The rise and fall of species: implications for macroevolutionary and macroecological studies. *Proceedings of the Royal Society B: Biological Sciences* 274: 2745–2752.
- Lloyd KM, Wilson JB, Lee WG. 2003. Correlates of geographic range size in New Zealand *Chionochloa* (Poaceae) species. *Journal of Biogeography* 30: 1751–1761.
- Lovell JT, McKay JK. 2015. Ecological genetics of range size variation in *Boechera* spp. (Brassicaceae). *Ecology and Evolution* 5: 4962–4975.
- Lowry E, Lester SE. 2006. The biogeography of plant reproduction: potential determinants of species' range sizes. *Journal of Biogeography* 33: 1975–1982.
- Luna B, Moreno JM. 2010. Range-size, local abundance and germination niche-breadth in Mediterranean plants of two life-forms. *Plant Ecology* 210: 85–95.
- Mack RN, Simberloff D, Lonsdale WM, Evans H, Clout M, Bazzaz FA. 2000. Biotic invasions: causes, epidemiology, global consequences, and control. *Ecological Applications* 10: 689–710.
- Martin SL, Husband BC. 2009. Influence of phylogeny and ploidy on species ranges of North American angiosperms. *Journal of Ecology* 97: 913–922.
- Matzke NJ. 2013. Probabilistic historical biogeography: new models for founder-event speciation, imperfect detection, and fossils allow improved accuracy and model-testing. *Frontiers of Biogeography* 5: 242–248.
- Mayr E. 1954. Geographic speciation in tropical echinoids. *Evolution* 8: 1–18.
- Mayr E. 1963. *Animal species and evolution*. Cambridge, UK: Harvard University Press.
- Mayr E. 1982. Speciation and macroevolution. *Evolution* 36: 1119–1132.
- McIntyre PJ, Strauss S. 2017. An experimental test of local adaptation among cytotypes within a polyploid complex. *Evolution* 71: 1960–1969.
- Moore TE, Bagchi R, Aiello-Lammens ME, Schlichting CD. 2018. Spatial autocorrelation inflates niche breadth-range size relationships. *Global Ecology and Biogeography* 27: 1426–1436.
- de Moraes Weber M, Stevens RD, Lorini ML, Grelle CEV. 2014. Have old species reached most environmentally suitable areas? A case study with South American phyllostomid bats. *Global Ecology and Biogeography* 23: 1177–1185.
- Moruea-Holme N, Enquist BJ, McGill BJ, Boyle B, Jørgensen PM, Ott JE, Peet RK, Šimová I, Sloat LL, Thiers B *et al.* 2013. Habitat area and climate stability determine geographic variation in plant species range sizes. *Ecology Letters* 16: 1446–1454.
- Newbold T, Hudson LN, Contu S, Hill SLL, Beck J, Liu Y, Meyer C, Phillips HRP, Scharlemann JPW, Purvis A. 2018. Widespread winners and narrow-ranged losers: land use homogenizes biodiversity in local assemblages worldwide. *PLoS Biology* 16: e2006841.
- Ohlemüller R, Anderson BJ, Araújo MB, Butchart SHM, Kudrna O, Ridgely RS, Thomas CD. 2008. The coincidence of climatic and species rarity: high risk to small-range species from climate change. *Biology Letters* 4: 568–572.
- O'Malley MA. 2008. 'Everything is everywhere: but the environment selects': ubiquitous distribution and ecological determinism in microbial biogeography. *Studies in History and Philosophy of Science Part C: Studies in History and Philosophy of Biological and Biomedical Sciences* 39: 314–325.
- Onstein RE, Baker WJ, Couvreur TLP, Faurby S, Herrera-Alsina L, Svenning J-C, Kissling WD. 2018. To adapt or go extinct? The fate of megafaunal palm fruits under past global change. *Proceedings of the Royal Society B: Biological Sciences* 285: 20180882.
- Otto SP, Whitton J. 2000. Polyploid incidence and evolution. *Annual Review of Genetics* 34: 401–437.
- Park DS, Ellison AM, Davis CC. 2018. Mating system does not predict niche breadth. *Global Ecology and Biogeography* 27: 804–813.
- Paul JR, Morton C, Taylor CM, Tonsor SJ. 2009. Evolutionary time for dispersal limits the extent, but not the occupancy of species' potential ranges in the tropical plant genus *Psychotria* (Rubiaceae). *The American Naturalist* 173: 188–199.
- Paul JR, Tonsor SJ. 2008. Explaining geographic range size by species age: a test using neotropical *Piper* species. In: Carson WP, Schnitzer S, eds. *Tropical forest community ecology*. London, UK: Blackwell Publishing, 46–62.
- Pearson RG, Dawson TP. 2003. Predicting the impacts of climate change on the distribution of species: are bioclimate envelope models useful? *Global Ecology and Biogeography* 12: 361–371.
- Penner J, Rödel M-O. 2019. Keep it simple? Dispersal abilities can explain why species range sizes differ, the case study of West African amphibians. *Acta Oecologica* 94: 41–46.
- Pepke ML, Irestedt M, Fjeldså J, Rahbek C, Jönsson KA. 2019. Reconciling supertramps, great speciators and relict species with the taxon cycle stages of a large island radiation (Aves: Campophagidae). *Journal of Biogeography* 46: 1214–1225.
- Pigot AL, Owens IPF, Orme CDL. 2012. Speciation and extinction drive the appearance of directional range size evolution in phylogenies and the fossil record. *PLoS Biology* 10: e1001260.
- Pigot AL, Tobias JA. 2013. Species interactions constrain geographic range expansion over evolutionary time. *Ecology Letters* 16: 330–338.
- Polechova J. 2018. Is the sky the limit? On the expansion threshold of a species' range. *PLoS Biology* 16: e2005372.

- Polechová J, Barton NH. 2015. Limits to adaptation along environmental gradients. *Proceedings of the National Academy of Sciences, USA* 112: 6401–6406.
- Pujol B, Pannell JR. 2008. Reduced responses to selection after species range expansion. *Science* 321: 96.
- R Core Team. 2019. *R: a language and environment for statistical computing*. Vienna, Austria: R Foundation for Statistical Computing. [WWW document] URL <https://www.R-project.org/>
- Pulliam HR. 2000. On the relationship between niche and distribution. *Ecology Letters* 3: 349–361.
- Rabinowitz D. 1981. Seven forms of rarity. In: Synge H, ed. *The biological aspects of rare plant conservation*. New York, NY, USA: Wiley, 205–217.
- Rahbek C, Borregaard MK, Colwell RK, Dalsgaard B, Holt BG, Morueta-Holme N, Noguees-Bravo D, Whittaker RJ, Fjeldså J. 2019. Humboldt's enigma: what causes global patterns of mountain biodiversity? *Science* 365: 1108–1113.
- Raia P, Carotenuto F, Mondanaro A, Castiglione S, Passaro F, Saggese F, Melchionna M, Serio C, Alessio L, Silvestro D *et al.* 2016. Progress to extinction: increased specialisation causes the demise of animal clades. *Scientific Reports* 6: 30965.
- Ramsey J. 2011. Polyploidy and ecological adaptation in wild yarrow. *Proceedings of the National Academy of Sciences, USA* 108: 7096–7101.
- Randle AM, Slyder JB, Kalisz S. 2009. Can differences in autonomous selfing ability explain differences in range size among sister-taxa pairs of *Collinsia* (Plantaginaceae)? An extension of Baker's Law. *New Phytologist* 183: 618–629.
- Ricklefs RE, Cox GW. 1972. Taxon cycles in the West Indian avifauna. *The American Naturalist* 106: 195–219.
- Rundle SD, Bilton DT, Abbott JC, Foggo A. 2007. Range size in North American *Enallagma* damselflies correlates with wing size. *Freshwater Biology* 52: 471–477.
- Safford HD, Viers JH, Harrison SP. 2005. Serpentine endemism in the California flora: a database of serpentine affinity. *Madroño* 52: 222–257.
- Saupe EE, Myers CE, Peterson AT, Soberón J, Singarayer J, Valdes P, Qiao H. 2019. Non-random latitudinal gradients in range size and niche breadth predicted by spatial patterns of climate. *Global Ecology and Biogeography* 28: 928–942.
- Saupe EE, Qiao H, Hendricks JR, Portell RW, Hunter SJ, Soberón J, Lieberman BS. 2015. Niche breadth and geographic range size as determinants of species survival on geological time scales: determinants of species survival. *Global Ecology and Biogeography* 24: 1159–1169.
- Schwartz MW, Iverson LR, Prasad AM, Matthews SN, O'Connor RJ. 2006. Predicting extinctions as a result of climate change. *Ecology* 87: 1611–1615.
- Sexton JP, Montiel J, Shay JE, Stephens MR, Slatyer RA. 2017. Evolution of ecological niche breadth. *Annual Review of Ecology, Evolution, and Systematics* 48: 183–206.
- Sheth SN, Angert AL. 2014. The evolution of environmental tolerance and range size: a comparison of geographically restricted and widespread *Mimulus*. *Evolution* 68: 2917–2931.
- Sheth SN, Jiménez I, Angert AL. 2014. Identifying the paths leading to variation in geographical range size in western North American monkeyflowers. *Journal of Biogeography* 41: 2344–2356.
- Skeels A, Cardillo M. 2019. Reconstructing the geography of speciation from contemporary biodiversity data. *The American Naturalist* 193: 240–255.
- Slatyer RA, Hirst M, Sexton JP. 2013. Niche breadth predicts geographical range size: a general ecological pattern. *Ecology Letters* 16: 1104–1114.
- Sonkoly J, Deák B, Valkó O, Molnár V.A., Tóthmérész B., Török P. 2017. Do large-seeded herbs have a small range size? The seed mass–distribution range trade-off hypothesis. *Ecology and Evolution* 7: 11204–11212.
- Stanton-Geddes J, Anderson CG. 2011. Does a facultative mutualism limit species range expansion? *Oecologia* 167: 149–155.
- Stebbins GL. 1980. Rarity of plant species: a synthetic viewpoint. *Rhodora* 82: 77–86.
- Stebbins GL, Major J. 1965. Endemism and speciation in the California flora. *Ecological Monographs* 35: 2–35.
- Stevens GC. 1989. The latitudinal gradient in geographical range: how so many species coexist in the tropics. *The American Naturalist* 133: 240–256.
- Stevens G. 1996. Extending Rapoport's rule to Pacific marine fishes. *Journal of Biogeography* 23: 149–154.
- Svenning JC, Normand S, Skov F. 2008. Postglacial dispersal limitation of widespread forest plant species in nemoral Europe. *Ecography* 31: 316–326.
- Svenning J-C, Sandel B. 2013. Disequilibrium vegetation dynamics under future climate change. *American Journal of Botany* 100: 1266–1286.
- Svenning JC, Skov F. 2004. Limited filling of the potential range in European tree species. *Ecology Letters* 7: 565–573.
- Svenning JC, Skov F. 2007. Could the tree diversity pattern in Europe be generated by postglacial dispersal limitation? *Ecology Letters* 10: 453–460.
- Szűcs M, Melbourne BA, Tuff T, Weiss-Lehman C, Hufbauer RA. 2017. Genetic and demographic founder effects have long-term fitness consequences for colonising populations. *Ecology Letters* 20: 436–444.
- Van der Veken S, Bellemare J, Verheyen K, Hermy M. 2007. Life-history traits are correlated with geographical distribution patterns of western European forest herb species. *Journal of Biogeography* 34: 1723–1735.
- Van der Veken S, De Frenne P, Baeten L, Van Beek E, Verheyen K, Hermy M. 2012. Experimental assessment of the survival and performance of forest herbs transplanted beyond their range limit. *Basic and Applied Ecology* 13: 10–19.
- Viechtbauer W. 2010. Conducting meta-analyses in R with the metafor package. *Journal of Statistical Software* 36: 1–48.
- Waldron A. 2010. Lineages that cheat death: surviving the squeeze on range size. *Evolution* 64: 2278–2292.
- Webb TJ, Gaston KJ. 2000. Geographic range size and evolutionary age in birds. *Proceedings of the Royal Society of London. Series B: Biological Sciences* 267: 1843–1850.
- Weiser MD, Enquist BJ, Boyle B, Killeen TJ, Jørgensen PM, Fonseca G, Jennings MD, Kerkhoff AJ, Lacher TE Jr, Monteagudo A *et al.* 2007. Latitudinal patterns of range size and species richness of New World woody plants. *Global Ecology and Biogeography* 16: 679–688.
- Weiss-Schneeweiss H, Emadzade K, Jang T-S, Schneeweiss GM. 2013. Evolutionary consequences, constraints and potential of polyploidy in plants. *Cytogenetic and Genome Research* 140: 137–150.
- Williams JL, Hufbauer RA, Miller TEX. 2019. How evolution modifies the variability of range expansion. *Trends in Ecology & Evolution* 34: 903–913.
- Willis JC. 1922. *Area and area: a study in geographical distribution and origin of species*. Cambridge, UK: The University Press.
- Willis KJ, Whittaker RJ. 2000. The refugial debate. *Science* 287: 1406–1407.
- Wright SI, Kalisz S, Slotte T. 2013. Evolutionary consequences of self-fertilization in plants. *Proceedings of the Royal Society B: Biological Sciences* 280: 20130133.
- van Zonneveld M, Larranaga N, Blonder B, Coradin L, Hormaza JI, Hunter D. 2018. Human diets drive range expansion of megafauna-dispersed fruit species. *Proceedings of the National Academy of Sciences, USA* 115: 3326–3331.

Appendix A1

Citations included in meta-analysis and Supporting Information Table S1

- Ceolin GB, Giehl ELH. 2017. A little bit everyday: range size determinants in Arachis (Fabaceae), a dispersal-limited group. *Journal of Biogeography* 44: 2798–2807.
- Harrison JG, Forister ML, Mcknight SR, Nordin E, Parchman TL. 2019. Rarity does not limit genetic variation or preclude subpopulation structure in the geographically restricted desert forb *Astragalus lentiginosus* var. *piscinensis*. *American Journal of Botany* 106: 260–269.
- Johnson AL, Govindarajulu R, Ashman T-L. 2014. Bioclimatic evaluation of geographical range in *Fragaria* (Rosaceae): consequences of variation in breeding system, ploidy and species age. *Botanical Journal of the Linnean Society* 176: 99–114.
- Kambach S, Lenoir J, Decocq G, Welk E, Seidler G, Dullinger S, Gégout J-C, Guisan A, Pauli H, Svenning J-C *et al.* 2018. Of niches and distributions: range size increases with niche breadth both globally and regionally but regional estimates poorly relate to global estimates. *Ecography* 42: 467–477.
- Kessler M. 2002a. Range size and its ecological correlates among the peritridophytes of Carrasco National Park, Bolivia. *Global Ecology and Biogeography* 11: 89–102.
- Kessler M. 2002b. Environmental patterns and ecological correlates of range size among bromeliad communities of Andean Forests in Bolivia. *The Botanical Review* 68: 100–127.

- Köckemann B, Buschmann H, Leuschner C. 2009. The relationships between abundance, range size and niche breadth in Central European tree species. *Journal of Biogeography* 36: 854–864.
- Lloyd KM, Lee WG, Wilson JB. 2002. Competitive abilities of rare and common plants: comparisons using *Acaena* (Rosaceae) and *Chionochloa* (Poaceae) from New Zealand. *Conservation Biology* 16: 975–985.
- Lloyd KM, Wilson JB, Lee WG. 2003. Correlates of geographic range size in New Zealand *Chionochloa* (Poaceae) species. *Journal of Biogeography* 30: 1751–1761.
- Lowry E, Lester SE. 2006. The biogeography of plant reproduction: potential determinants of species' range sizes. *Journal of Biogeography* 33: 1975–1982.
- Luna B, Moreno JM. 2010. Range-size, local abundance and germination niche-breadth in Mediterranean plants of two life-forms. *Plant Ecology* 210: 85–95.
- Males J. 2018. Geography, environment and organismal traits in the diversification of a major tropical herbaceous angiosperm radiation. *AoB Plants* 10: ply008.
- Matthews S, Bonser SP, Mathews S, Bonser SP. 2005. Life histories, ecological tolerance limits, and the evolution of geographic range size in *Eucalyptus* (Myrtaceae). *Australian Journal of Botany* 53: 501–508.
- McGlone MS, Richardson SJ, Jordan GJ. 2010. Comparative biogeography of New Zealand trees: species richness, height, leaf traits and range sizes. *New Zealand Journal of Ecology* 34: 137–151.
- Morin X, Lechowicz MJ. 2011. Geographical and ecological patterns of range size in North American trees. *Ecography* 34: 738–750.
- Mráz P, Barabas D, Lengyelová L, Turis P, Schmotzer A, Janišová M, Ronikier M. 2016. Vascular plant endemism in the Western Carpathians: spatial patterns, environmental correlates and taxon traits. *Biological Journal of the Linnean Society* 119: 630–648.
- Nogués-Bravo D, Pulido F, Araújo MB, Diniz-Filho JAF, García-Valdés R, Kollmann J, Svenning J-C, Valladares F, Zavala MA. 2014. Phenotypic correlates of potential range size and range filling in European trees. *Perspectives in Plant Ecology, Evolution and Systematics* 16: 219–227.
- Paul JR, Morton C, Taylor CM, Tonsor SJ. 2009. Evolutionary time for dispersal limits the extent, but not the occupancy of species' potential ranges in the tropical plant genus *Psychotria* (Rubiaceae). *The American Naturalist* 173: 188–199.
- Pither J. 2003. Climate tolerance and interspecific variation in geographic range size. *Proceedings of the Royal Society of London. Series B: Biological Sciences* 270: 475–481.
- Ruokolainen K, Vormisto J. 2000. The most widespread Amazonian palms tend to be tall and habitat generalists. *Basic and Applied Ecology* 1: 97–108.
- Sheth SN, Jiménez I, Angert AL. 2014. Identifying the paths leading to variation in geographical range size in western North American monkeyflowers. *Journal of Biogeography* 41: 2344–2356.
- Sonkoly J, Deák B, Valkó O, Molnár V.A., Tóthmérész B., Török P. 2017. Do large-seeded herbs have a small range size? The seed mass–distribution range trade-off hypothesis. *Ecology and Evolution* 7: 11204–11212.
- Svenning JC, Skov F. 2004. Limited filling of the potential range in European tree species. *Ecology Letters* 7: 565–573.
- Yu F, Groen TA, Wang T, Skidmore AK, Huang J, Ma K. 2017. Climatic niche breadth can explain variation in geographical range size of alpine and sub-alpine plants. *International Journal of Geographical Information Science* 31: 190–212.

Supporting Information

Additional Supporting Information may be found online in the Supporting Information section at the end of the article.

Fig. S1 Summary of effect sizes from studies included in meta-analysis.

Fig. S2 Sensitivity analysis with underrepresented categories omitted.

Fig. S3 Sensitivity analyses with underrepresented categories pooled.

Fig. S4 Funnel plot inspecting possible publication bias in meta-analysis.

Methods S1 Detailed methods for meta-analysis.

Table S1 Summary of studies included in meta-analysis.

Please note: Wiley Blackwell are not responsible for the content or functionality of any Supporting Information supplied by the authors. Any queries (other than missing material) should be directed to the *New Phytologist* Central Office.