

Article

Correlation of Vulnerability and Damage between Artistic Assets and Structural Elements: The DataBAES Archive for the Conservation Planning of CH Masonry Buildings in Seismic Areas

Maria Rosa Valluzzi ^{1,*}, Sergio Calò ² and Gianluca Giacometti ³

¹ Department of Cultural Heritage, University of Padova, 35139 Padova, Italy

² Venetian Cluster, 30124 Venice, Italy; sergio.calo@venetiancluster.eu

³ Department of Civil, Environmental and Architectural Engineering, University of Padova, 35131 Padova, Italy; gianluca.giacometti@unipd.it

* Correspondence: mariarosa.valluzzi@unipd.it

Received: 20 December 2019; Accepted: 13 January 2020; Published: 16 January 2020



Abstract: Historical buildings in seismic hazard-prone regions need specific measures in safety protection, largely due to the presence of artistic assets and/or decorations, both movable (e.g., statues, pinnacles, etc.) and unmovable (e.g., frescoes, valuable plasters or wall paintings, mosaics, and stuccoes). A correlation of damage between structural systems and artworks is fundamental for defining limit states, which can identify the proper conditions for interventions. Nevertheless, several vulnerability aspects can be identified before a seismic event occurs, the study of which can provide the basic dataset for setting up preventive measures in conservation programs. In this paper, the vulnerability and damage conditions related to structural elements (SE) and unmovable artistic assets (AA) belonging to historical masonry buildings are analysed. Optimized survey forms for the onsite detection of either intrinsic (e.g., compositional) defects or deterioration phenomena for both materials and structure are proposed, and results are provided in a web data system (called DataBAES). This enables us to compare the current levels of vulnerability and damage of AA and SE on a scale of five increasing grades. This procedure has been validated on a series of buildings struck by earthquakes in Italy and can be used for correlations of the seismic behaviour of SE and AA in predictive analyses.

Keywords: artworks; macro-elements; vulnerability; seismic damage; deterioration; web archive

1. Introduction

Masonry buildings in historic city centres are recognised as being structures that are prone to damage from earthquakes due to vulnerabilities associated with their architectural type (e.g., church, palace, tower) as well as specific constructional aspects (e.g., the quality of materials, construction details, connections) and current state conditions (e.g., decay, previous interventions). The concurrence of these factors can cause severe damage scenarios and losses of cultural heritage (CH) assets even under medium-intensity earthquakes, as demonstrated by several episodes of seismic activity in Italy in recent decades (e.g., 1997 Umbria-Marche, 2009 L'Aquila, 2016 Central Italy earthquakes) [1,2].

A post-earthquake emergency in historical city centres often requires the implementation of safety measures for unmovable artistic assets, i.e., those which are integral to damaged structural components. This is the case with the frescoes, decorated plasters, mural paintings, mosaics and stuccoes, which are supported by vaults, columns, ceilings, or walls of a historical building [3,4]. This phase involves both structural engineers and experts on the preservation of CH assets, who usually can make decisions

based on the compliance with safety conditions according to their specific knowledge (i.e., on the artistic asset or the structure) and suggest appropriate actions if necessary. Nevertheless, due to the close interconnection between the artwork and its structural support, the evaluation of the current conditions of the former heavily depends on the latter, whose worsened conditions can jeopardise the safety of the whole building.

As an example, a typical severe and, unfortunately, common condition is that of a fresco borne by a wall that has no constraints (e.g., ties, effective connections with adjacent walls and the floor/roof) to counteract overturning under seismic loads, or has low masonry quality (e.g., multi-leaf rubble section). The fresco is in the highest risk condition, because the structural element (the wall to which the fresco is connected) behaves according to the weakest and most brittle mechanism (i.e., out-of-plane collapse) (Figure 1a). On the contrary, in a building where the activation of overall behaviour is provided by more earthquake-resistant conditions, limited structural damage is expected (e.g., in-plane shear cracking in a wall), although it can provide severe patterns, which could affect the fresco integrity (Figure 1b).



Figure 1. Examples of damage of artworks due to out-of-plane (a) and in-plane (b) mechanisms for frescoes and stuccoes.

Studies on the correlation of damage between artistic assets (AA) and structural elements (SE) are very limited in literature, especially if related to historic/traditional materials (e.g., plasters). Calderini et al. [5] examined the mechanical interaction between stone masonry panels and covering plasters simulating frescoes by either diagonal compression or shear tests, integrated by non-destructive techniques (NDT, e.g., infrared thermography and ground-penetrating radar). The study highlighted the damage propagation from the wall to the plaster and contributed to the definition of the limit states of plaster regarding the condition of the SE. Valluzzi et al. [6] measured the overall interaction between a fresco and its supporting wall under laboratory compression tests. Various plasters (in terms of composition and finishing quality) applied to the surfaces of a rubble stone masonry panel were taken into consideration, and laser scanning and infrared thermography were also applied to monitor the damage progression during loading. The test caused surface detachments and spalling, which was limited in the plaster that complied with better application criteria. Both studies highlighted the high fragility of plasters in terms of either in-plane or out-of-plane behaviour. More contributions in literature concern the application of NDT for the evaluation of the conservation conditions of CH assets [7–10], or are mainly focused on modern render products, both in terms of the theoretic approach of elasticity applied to multi-layer systems [11] and of the effect of weathering on durability [12,13]. A significant contribution aimed at supporting the design of strengthening interventions for the preservation of architectural buildings comes from comprehensive EU research, e.g., PERPETUATE [14,15] and NIKER [16] projects. The former included the study of buildings with the contained artworks, and the latter provided guidelines for strengthening actions in the form of a structured web catalogue [17]. Recent developments in web-based tools [18] also provide decision-making processes in assessing failure modes through the observation of post-earthquake scenarios.

Nevertheless, at present, while the knowledge of the mechanical behaviour of structural components has been clarified by several studies and has been supported by reliable evaluation procedures (for both damage and vulnerability aspects), there are not yet any prediction tools encompassing the vulnerability of artworks. In particular, the parameters affecting the combined behaviour between AA and SE need to be identified, and their mutual influence must be properly quantified to optimise integrated and all-encompassing solutions for historic buildings in seismic zones.

Therefore, there is a need for a comprehensive procedure, to use contextually among different areas of expertise, which can encompass both specific aspects related to single issues of both AA and SE and to combine their evaluations. With this aim in mind, an extensive interdisciplinary research was carried out between the University of Padova and the Venetian Cluster. The research focused on the proposal of an integrated approach that was able to take into consideration architectural (for structural elements) and compositional (for artistic assets) details, as well as the critical aspects related to execution or deterioration/damage conditions. This information was structured in a web database (called DataBAES) so that both aspects of vulnerability and damage in a building may be correlated between artworks and their specific supporting structural components.

The procedure provides a multilevel approach through two survey forms, which are to be used for basic (level I form) or deeper (level II one) onsite visual inspections. The level I form provides the correlation of damage between AA and SE, whereas at level II, both the correlation of damage and vulnerability are proposed. Level II corresponds to an in-depth autopsic analysis to understand the state of conservation of the artworks and the bearing structure, as well as to the possibility of carrying out further studies (e.g., in terms of the quality and quantity of present salts, biological attacks, as well as the presence of '*bottaccioli*' or '*calcinaroli*'). Of course, particularly at level II, ND procedures (e.g., the above-mentioned georadar, infrared thermography, and laser scanning) can be used to help in the identification of the aspects and parameters (in relation to both materials and structure) needed in the following phases of investigation, according to a more detailed knowledge plan.

The applicability of levels I or II might correspond to different conditions, respectively, e.g., (i) the surveying of emergency conditions for preliminary and quick evaluations just after the earthquake occurrence, or (ii) as a predictive tool, focused on collecting data before an event on each possible mechanism of the various SE and related AA. The results are correlated in terms of five degrees of vulnerability/damage (increasing from the lowest to the highest) to provide prioritisation in the possible interventions for the building. Furthermore, according to information collected on various buildings in a certain area through DataBAES, prioritisation evaluations can be extended on a wider scale to integrate possible conservation plans.

The basic reference for the new procedure consists of the survey forms currently applied in Italy, specifically to churches (form A-DC) [19], palaces (form B-DP) [20], and artistic assets (form C-BM) [21] in the emergency post-earthquake phases, as well as the recommendation/classification charts available for evaluating surface decay [22,23] and structural damage (EMS-98, European Macro Seismic Scale) [24].

The procedure was applied to case studies in various conditions for its validation. At present, the archive includes about 100 case studies (i.e., evaluated AA) belonging to about 30 historic masonry buildings. Results are provided in either quick or more extended charts/summaries, including main pictures and descriptions, which can be easily exported in common formats (e.g., pdf documents) for further elaborations.

2. The DataBAES Archive

'DataBAES' is a web archive created within the framework of the Italian project ProVaCi ('Technologies for the Seismic Protection and Valorisation of Cultural Heritage', 2011–2015 [25]) aimed at promoting multi-disciplinary actions for the seismic protection and valorisation of cultural heritage, this term meaning an integrated and broad extent of assets. The tool correlates the vulnerability and damage aspects between artistic assets and their supporting architectural components for a given

historical building that is either exposed to seismic risk or has already been damaged by an earthquake. The acronym BAES stands for the Italian words ‘Beni Artistici’ (BA) and ‘Elementi Strutturali’ (ES), i.e., ‘artistic assets’ and ‘structural elements’, respectively.

DataBAES was developed in PHP and JavaScript with a MySQL DBMS backend. Its content is available at <https://databaes.dicea.unipd.it/> [26] to registered users. Registration is free of charge and is open to students, scientists, and researchers who deal with historical and cultural heritage preservation.

The archive structure is based on survey forms representing two levels of investigation for historical and cultural heritage assets, i.e., the “Evaluation and correlation of damage of unmovable artistic assets and structural elements” and “Evaluation and correlation of damage and vulnerability of unmovable artistic assets and structural elements”, respectively. These new forms are included in the Supplementary Materials of this paper. Each form refers to a specific building. Each building contains one or more case studies, each of which are defined by the following four components: the artistic asset, its supporting structural component, a possible failure mechanism for the structural element, and its localisation within the building. Artistic assets are defined by a sequence of capital letters (i.e., A ... Z, ...), whereas structural elements are defined by integers (1 ... N), so that each case study is identified by a letter-number label (i.e., A1, B2, C3, ...). In case of two artworks borne by the same macro-element (e.g., a fresco in a stucco frame against a wall), the two AA will be connected to the same SE by using, as an example, A1 and B1 (for the fresco and the stucco, respectively).

The forms are composed of the following four sections: (1) general information on the building and identification of the significant case studies (AA related to SE); (2) a survey of the damage and vulnerability of the architectural components; (3) a survey of the damage and vulnerability of the artworks; (4) a schematic of the concise judgment of the damage and vulnerability for the list of case studies in the building in question. Sections 1 and 4, being the introductory and the conclusive parts, respectively, have a grey background. This distinguishes them from the two central sections, which can be replicated for the number of case studies identified in the same building.

The options for items that relate to damage and vulnerability aspects are square or round check boxes, which correspond to multiple or single choice, respectively. Detailed degrees of vulnerability and damage are inserted by users, while the average levels are automatically calculated by the system according to given algorithms and/or evaluation scales.

As a result, a table with an overview of the correlation of vulnerability and damage between AA and SE is generated for each building; a scale of colours of five degrees, from green to red, indicates the increasing condition (of damage and vulnerability), so that the most critical artistic assets can be identified and prioritisation measures may be applied if necessary. Levels equal to or greater than three indicate that an emergency threshold has been passed for specific actions to apply to AA and/or SE. Figure 2 shows the process flow diagram of the archive.

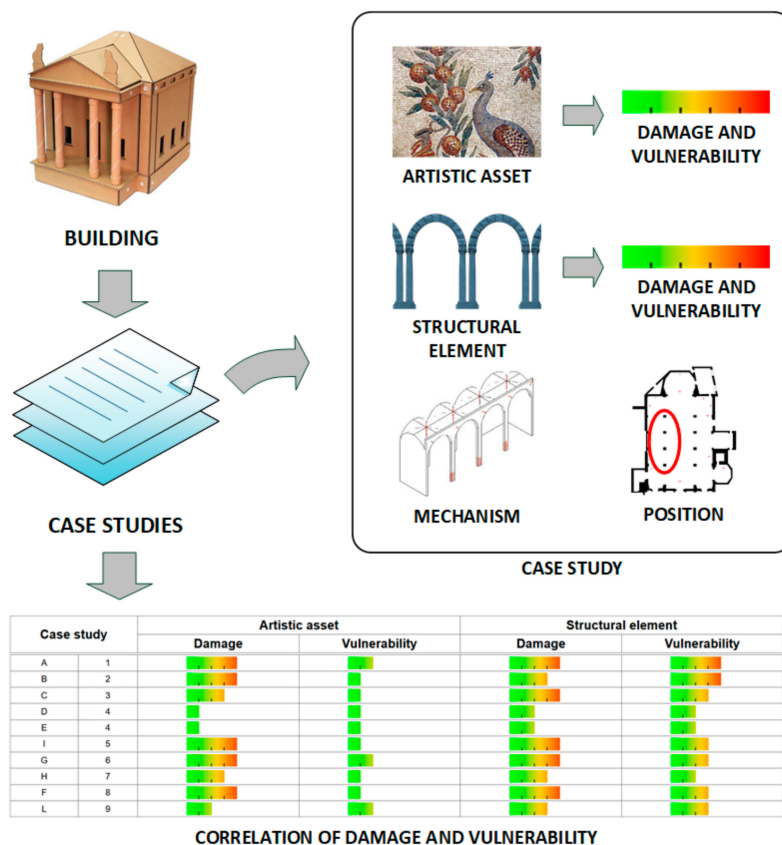


Figure 2. Overview of DataBAES' functioning.

2.1. Structural Element Data

The evaluation of the seismic behaviour of structural components in masonry buildings is based on the macro-element approach, which means on the identification of architectural portions of the building ‘characterised by a substantial autonomous structural response’ [27] compared to the whole building. Macro-elements are defined on the basis of archive documentation and constructive investigations, and are often recognised as typical architectural elements (e.g., for a church: façade, apse, bell-tower, triumphal arch, etc.). In fact, in the absence of good connections (both wall-to-wall and wall-to-floor/roof), sufficient stiffness of the horizontal components, and regularity (both at geometric and behavioural level), the masonry building cannot activate the ideal ‘box-like’ behaviour, and single brittle rigid body mechanisms can occur, mainly out-of-plane (the so called ‘mode 1’). These mechanisms can provoke severe losses (also related to supported artworks) and collapses, before any in-plane (‘mode 2’) behaviour can be activated [28,29]. Nevertheless, a primary fundamental condition to be checked is the presence of possible indicators of masonry quality [30], as brittle masonry disaggregation (the so called ‘mode 0’, [31]) can occur before any other mechanisms. Evidently, a low masonry quality also severely affects the safety and integrity of the artworks that are integral to the architectural element, even with a very low seismic hazard.

With regards to the SE, the new survey forms collect values as optimized parameters derived from the church and palace damage forms [19,20]. Levels I and II differ for the type and extension of information, so that they can support quick or more extensive onsite evaluations, respectively. The case study, as named in the forms, is the AA, to which the various conditions of the connected SE are considered. Both damage and vulnerability indicators are included, as follows.

At first, the building in question is identified, and the possible availability of previously filled forms (the aforementioned forms for churches and palaces) regarding a specific earthquake can be mentioned.

At level I, the AA and its related SE are identified only with their localisation in the building. Then, each SE (e.g., wall, column, vault, or other) is described in terms of masonry type (material and dimensions, the latter could be measured or estimated) and with the identification of the main damage mechanisms, the origin (i.e., due to seismic action, pre-existing, or simply because of deterioration) and importance (i.e., either primary or secondary) of which should be specified. The possible mechanisms are listed as selected items from the form available for churches (28 mechanisms) and for palaces (22 mechanisms), and the damage level is identified on a scale of 1 to 5, according to the EMS-98. Figures 3 and 4 show the damage mechanisms included in the DataBAES forms, and the five damage levels as provided by EMS-98, respectively.

For the primary mechanisms, additional data can be provided about in-plane or out-of-plane damage details for walls (e.g., overturning activation, spalling, crushing, or collapse), as well as about the extension of potential cracking for vaults and columns. Details on cracking are also included, since these can affect the integrity of the AA in terms of extension and type (crazing, passing through, rough estimation of crack opening, etc.). At level I, damage evaluation is predominant, hence the presence of vulnerability indicators and of earthquake-proof devices is simply declared and kept as an overall recognition of potential additional issues for the building.



Figure 3. Example of mechanisms for masonry churches and buildings adopted in DataBAES forms, as shown in church (A-DC, 28 mechanisms) [19] and palace (B-DP, 22 mechanisms) [20] survey forms.






Classification of damage to masonry buildings	
	Grade 1: Negligible to slight damage (no structural damage, slight non-structural damage) Hair-line cracks in very few walls. Fall of small pieces of plaster only. Fall of loose stones from upper parts of buildings in very few cases.
	Grade 2: Moderate damage (slight structural damage, moderate non-structural damage) Cracks in many walls. Fall of fairly large pieces of plaster. Partial collapse of chimneys.
	Grade 3: Substantial to heavy damage (moderate structural damage, heavy non-structural damage) Large and extensive cracks in most walls. Roof tiles detach. Chimneys fracture at the roof line; failure of individual non-structural elements (partitions, gable walls).
	Grade 4: Very heavy damage (heavy structural damage, very heavy non-structural damage) Serious failure of walls; partial structural failure of roofs and floors.
	Grade 5: Destruction (very heavy structural damage) Total or near total collapse.

Figure 4. Damage degrees for masonry structures according to EMS-98 (reproduced with permission from G. Grünthal [24]).

At level II, the form requires the identification of the AA and its related SE with the primary or secondary mechanism having already been identified (Figure 5). In fact, at this level, each of the 28 mechanisms for churches or the 22 mechanisms for the other types of buildings are analysed in detail, both in terms of damage and the presence of specific vulnerability/devices. In the case of non-structural elements supporting artworks (e.g., *camorcanna* vaults), the mechanism should be identified as that of the macro-element, which could affect the one of the non-structural elements in question (e.g., the possible overturning of walls supporting the *camorcanna* vault). For the increasing damage evaluation, a grade from 1 to 5 is required, whereas for the vulnerability assessment the increasing overall scale of 1 to 5 is derived from the detailed evaluation of each item based on a three-grade scale, according to the effectiveness of potentially good construction details and/or earthquake-proof systems (e.g., ties, buttresses, connections and anchors, light bracing, and lintels). This scale corresponds to ‘ineffective’ (any check box marked), ‘moderate’ (grade 1), ‘good’ (grade 2), and ‘completely effective’ (grade 3). Vulnerability concerns the presence of thrusting elements (roof struts, arches, and vaults), slender piers, large openings close to corners, stiff ridge beams, heavy floors/roof, high-span thin vaults, etc., and is expressed on the scale of 1 to 5 corresponding to the grades ‘very low’–‘low’–‘average’–‘high’–‘very high’.

Space for notes and schematics is available in the form where needed. The specific items required for SE are reported in the level I and level II forms included in the Supplementary Material of this paper.



Figure 5. Example of primary and secondary mechanisms associated with a damaged fresco located in apse of a church: (a) apse is subjected to ‘overturning’, but the main mechanism affecting fresco is ‘shear’; therefore, ‘in-plane mechanism of apse’ and ‘overturning of apse’ are, respectively, primary and secondary mechanisms; (b) damage to the vault of the central nave affects the painting as a primary mechanism.

2.2. Artistic Asset Data

Artworks in historical buildings are exposed to deterioration and damage according to their specific features and conservation conditions. Calò et al. [32] defined a methodological approach for the restoration of artistic assets. In particular, the initial phases of anamnesis and analysis of the application techniques were clarified; nevertheless, the study does not include any evaluation of intrinsic risk parameters. Application techniques, such as the half-dry mural technique, have always been considered an initial factor in degradation [33,34]. However, also in this case, the comparative analysis of risk is missing.

In this paper, the risk of damage has been parametrized on the basis of the following three factors: (i) the construction technique and any application (i.e., intrinsic) faults; (ii) the position where the artworks are located (e.g., wall support, canopy, vertical and horizontal position); (iii) the state of conservation (the passage of artefacts over time). This approach allows predictions to be made and therefore enable us to identify where the greatest damage to artworks could occur. As a result, information for the planning of maintenance and interventions is provided. Moreover, in the DataBAES archive, for a more comprehensive risk analysis, the specific issues of artworks are also combined with the possible effect of earthquakes on the supporting structural element according to two levels of investigation.

At level I, wall paintings/frescoes, stuccoes, and mosaics are recognised as immovable artworks integral to the building structure. The possibility of identifying an artistic cycle is also taken into consideration. At first, the overall maintenance state should be defined, then 12 items derived from [22,23] are selected as a representative list for damage evaluation (Figure 6 shows some examples). The surveyor should also in this case check whether the detected damage has been caused by seismic activity or is a consequence of pre-existing damage or an effect of direct deterioration. A specific judgment on a scale of 1 to 5 is required for each item on the list, followed by an overall judgment related to all the 12 items. At such a level, as for the structural evaluation, the vulnerability does not require any quantification; nevertheless, the main aspects to inspect are defined so that they can be recognised for further analysis provided by level II. These aspects are specified for the three types of AA (i.e., wall paintings/frescoes, stuccoes, and mosaics) and are related to application technique, i.e., compositional and finishing issues, and vulnerability, by taking into consideration the placement position and the interaction with possible additional interlay elements (e.g., *camorcanna*, reed wattle, etc.).




Figure 6. Examples of the deterioration of wall paintings and stone artworks according to current charts for classification of surface decay [22,23].

At level II, the description and the evaluation of damage is similar to that of level I, but the list of possible types of damage is increased up to 25 items. Vulnerability is distinguished by those derived by the application technique and other inherent variables. In both cases, specific parameters are taken into consideration, each of them quantified by a coefficient. For each type of AA (i.e., wall painting/fresco, stucco, and mosaic), in addition to general information, such as finishing or placement technique, the thickness, inert/binder ratio, and grain size are specified, which represent potential critical aspects. The other inherent variables are related to the presence of sulphation, solubilisation, organic material, crazing, wood or metal inclusions, and of products due to the incorrect mixing of basic components. These products can be: *'bottaccioli'* (i.e., inert agglomerate not mixed with the binder inside the mortar causing the punctual fall of original material due to the loss of adhesion); *'calcinaroli'* (i.e., binder agglomerate without bonding that, with the absorption of humidity, causes binder swelling and original material to fall); *'gessaroli'* (i.e., plaster agglomerates in powder dispersed in the mixture of chalk and water caused by bad mixing; the absorption of chalky material provokes swelling and the fall of original material in humid conditions). The presence of these variables higher than 30% must be accompanied by the parameter to which it refers. Table 1 shows the quantification of parameters for vulnerabilities related to wall paintings. It is important to underline how the judgment on the overall damage must be expressed based on the extent or quantity of the artefact that has been damaged, regardless of its artistic relevance.

A proportional calculation that balances the risks with respect to extrinsic and intrinsic factors (executive techniques, the state of conservation, and the effects of the earthquake) based on a scale of 1 to 5 was proposed. This approach results in a weighted average, which is useful for defining intervention priorities and monitoring for the best preservation of the cultural asset. Lastly, the presence of intrinsic variables caused by degradation, which may have influenced the progression of the lesions and contributed to the detachment of portions, is checked. Any further information can be inserted into the 'notes'. The item's 'thickness' for the stuccoes and the 'finishing technique' for stuccoes and frescoes can be compiled with more than one value, since these characteristics can be present to an equal extent.

At the end of the II level form, a list of damage and vulnerability levels evaluated for each AA and its related SE is provided, so that a comparison of those levels can be made for all case studies (i.e., AA) identified in the building. This evaluation is processed automatically in the DataBAES archive once the forms have been filled out on the web platform, so that a colour scale may appear immediately

for quick correlations. The same procedure also applies to the level I form, although it is limited to a damage comparison.

The specific items required for AA are reported in the level I and level II forms included in the Supplementary Materials of this paper.

Table 1. Example of quantification of vulnerability of wall paintings/frescoes/plasters (all compositional stratigraphy) with respect to the application technique and inherent variables.

Vulnerability for Application Technique	Item	Parameter
Finishing technique	Fresco	0.00
	Half fresh	0.25
	Dry	0.50
Thicknesses	<10 mm	0.00
	>11 mm <30 mm	0.75
	>31 mm <50 mm	2.50
	>51 mm	4.50
Aggregate-binder ratio	3–1	0.00
	2–1	1.75
	1–1	3.00
	4–1	3.50
	5–1	4.00
Granulometry (average value)	<3 mm	0.80
	>4 mm a <8 mm	0.00
	>8 mm a <10 mm	1.30
	>10 mm	3.50
Interlay element with support	Seamless in historical overlaps	3.00
	Reed wattle	4.00
	<i>Camorcanna</i>	4.50
	Seamless in working days	0.80
Placement	Vertical	0.75
	Horizontal	3.00
	Vault	2.00
Vulnerability for Inherent Variables	<i>'Bottaccioli'</i>	0.75
	<i>'Calcinaroli'</i>	0.75
	Crazing	2.00
	Sulfation of plaster	1.50
	Solubilisation	1.50
	Organic material	2.00
If greater than 30%	3.00 *	

* applicable to all inherent variables.

3. Application and Validation

The procedure set on DataBAES has been applied to about 30 buildings for a total of about 100 case studies, i.e., AA examined in terms of vulnerability and damage (level II) in relation to their bearing SE. Figure 7 shows how the analysed buildings appear on the main page of the web archive. Visualisation of the quick results of the present damage and vulnerability conditions for both AA and SE is possible (Figure 8), thus providing a comparison at a glance among case studies and the possibility of ranking them in order to manage an emergency or in order to identify a priority in intervention actions.

















































































 Technologies for the seismic protection and valorization of Cultural Heritage		 Correlation of vulnerability and damage Beni Artistici Artistic Assets Elementi Strutturali Structural Elements		 UNIVERSITÀ DEGLI STUDI DI PADOVA				
MANAGE DB CASE STUDIES All municipalities All provinces		INSERT BUILDING ? EXIT		buildings: 27 • case studies: 91 wall paintings: 57 • plasters: 32 • mosaics: 2 walls: 41 • vaults: 29 • columns: 6 • other: 15				
Abbazia di San Benedetto in Polidoro - <i>San Benedetto Po (MN)</i>								
Cappella degli Scrovegni - <i>Padova (PD)</i>								
Certosa di San Martino - <i>Napoli (NA)</i>								
Chiesa dei Santi Senesio e Teopompo - <i>Medolla (MO)</i>								
Chiesa del Santo Rosario - <i>Finale Emilia (MO)</i>								
Chiesa dell'Annunziata - <i>Laurino (SA)</i>								
Chiesa dell'Immacolata Concezione - <i>Crevalcore (BO)</i>								
Chiesa di S. Egidio - <i>Cavezzo (MO)</i>								
Chiesa di S. Silvestro - <i>L'Aquila (AQ)</i>								
Chiesa di San Antonio - <i>San Potito Ultra (AV)</i>								

Figure 7. Screenshot from DataBAES archive listing buildings analysed in terms of both artistic assets (AA) and structural elements (SE).

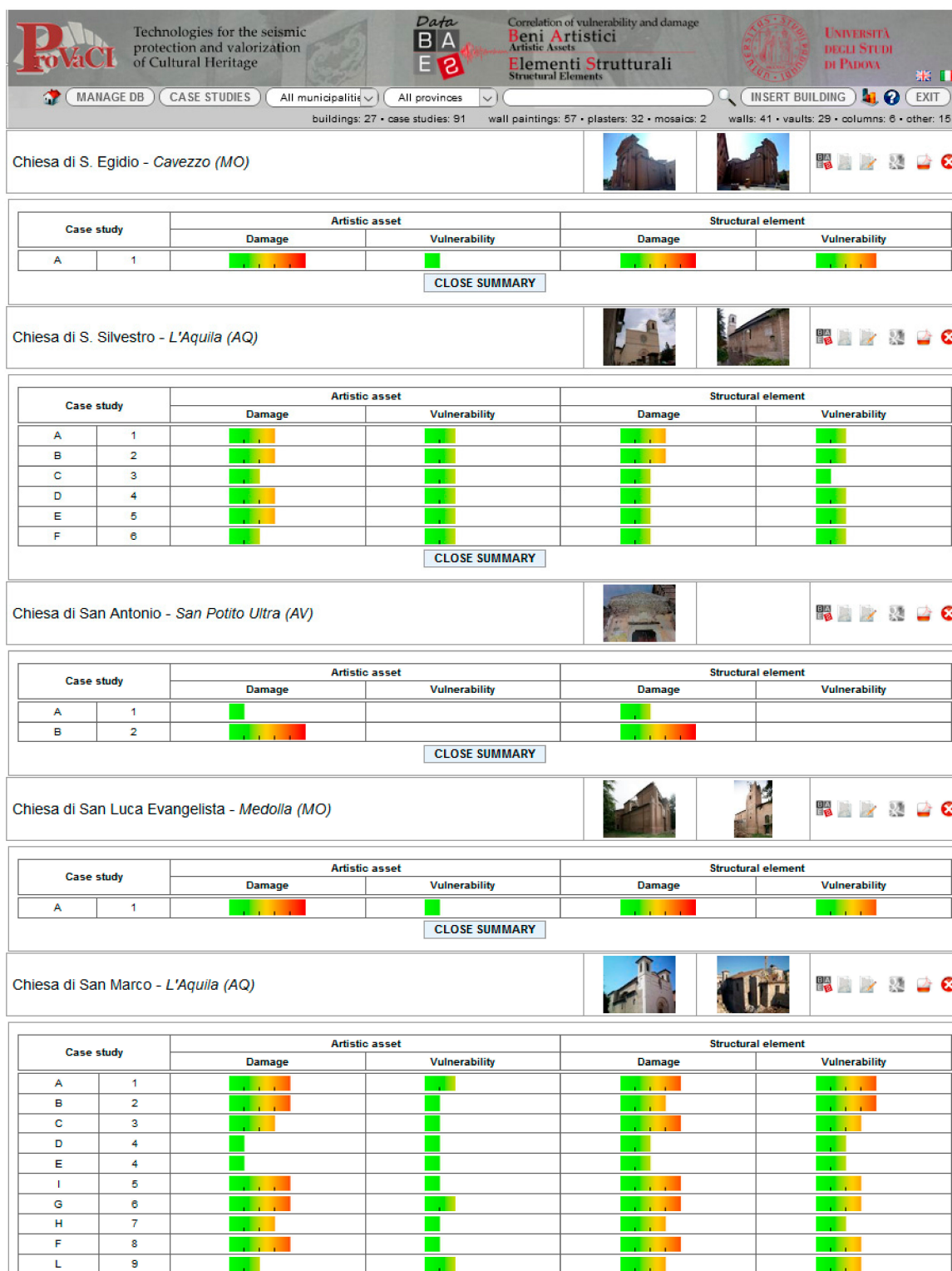


Figure 8. View of the summary of results of case studies for analysed buildings.

Furthermore, for each building, additional data for the evaluation of damage and vulnerability conditions for each of the identified case studies is summarised and easy to consult (see example in Figures 9 and 10).

Technologies for the seismic protection and valorization of Cultural Heritage

Correlation of vulnerability and damage
Peni Artistici
Artistic Assets
Elementi Strutturali
Structural Elements

UNIVERSITÀ DEGLI STUDI DI PADOVA

MANAGE DB
CASE STUDIES

All municipalities
All provinces

INSERT BUILDING
?
EXIT

buildings: 27 • case studies: 91 wall paintings: 57 • plasters: 32 • mosaics: 2 walls: 41 • vaults: 29 • columns: 6 • other: 15

1 - GENERAL DATA

1.1 - SURVEY DETAILS

Date:
Form number:

1.2 - BUILDING DETAILS

Building name: <input type="text" value="Chiesa di S. Silvestro"/>		Building number: <input type="text" value="12"/>
Ownership: <input type="text"/>		Phone: <input type="text"/>
Region: <input type="text" value="Abruzzo"/>	Province: <input type="text" value="AQ"/>	Address: <input type="text"/>
City: <input type="text" value="L'Aquila"/>		
Area: <input type="text" value="L'Aquila"/>		
Related earthquake: <input type="text" value="Terremoto in Abruzzo"/>		Date: <input type="text" value="2009-04-06"/>
Macroseismic intensity: <input type="text" value="8.5"/>		Active: <input type="text"/>
Foto 1:	Foto 2:	Pianta: <input type="text"/>

CLOSE BUILDING

1.2.1 - GEOGRAPHICAL DETAILS

Coordinate system:
Latitude:
Longitude:

1.2.2 - DataBUILD SURVEY DETAILS

Period/Year of construction/Age: <input type="text"/>	Building type: <input type="text"/>	Structural class: <input type="text"/>
Building class: <input type="text"/>		Building unit: <input type="text"/>
Masonry type: <input type="text"/>	State of preservation: <input type="text"/>	
Horizontal structural components: <input type="text"/>	Presence of vault at 1st floor: <input type="text"/>	Seismic resistant devices: <input type="text"/>
Storey height: <input type="text"/>	Number of floors: <input type="text"/>	Room size: <input type="text"/>

CLOSE BUILDING

1.3 - LIST OF CASE STUDIES

	Artistic asset Type	Structural element Type		Mechanism	
				Primary	Secondary
A	WALL PAINTING	1	Wall	17 - In-plane mechanisms of presbytery and apse	16 - Overturning of presbytery and apse
B	WALL PAINTING	2	Vault	18 - Vaults of presbytery and apse	
C	WALL PAINTING	3	Other	13 - Triumphal arches	
D	WALL PAINTING	4	Other	13 - Triumphal arches	
E	WALL PAINTING	5	Vault	18 - Vaults of presbytery and apse	
F	WALL PAINTING	6	Wall	17 - In-plane mechanisms of presbytery and apse	16 - Overturning of presbytery and apse

CLOSE BUILDING

Figure 9. Church of S. Silvestro (L'Aquila, Italy): general data and identification of the case studies of the building.



Figure 10. Church of S. Silvestro (L’Aquila, Italy): damage and vulnerability data for each AA and SE pairs.

This systematic approach provided a general view of combined information between AA and SE (the detailed data of which are included in the level II survey form) for rapid comparative evaluations, but also allowed for two developments in the research, as specified in the following. The data collected from selected case studies have been used to structure a hierarchical approach and identify key factors to predict the prioritization of interventions (this analysis is described in [35]). Furthermore, the collected data have been analysed in terms of the frequency of parameters, which occurred in similar contexts (e.g., the type of building and the main structural bearing material), in order to find possible trends and correlation curves. This analysis is described in the following.

Damage Correlation between Artworks and Structural Macro-Elements

The study focused on eight Italian masonry buildings struck by earthquakes, which occurred in 2009 in the Abruzzo region (with a Richter scale magnitude of $M = 5.8$) and in 2012 in Emilia-Romagna and Lombardia ($M = 5.9$). The basic structural material of those buildings is typical of buildings in mountainous (Abruzzo) and level areas (Emilia-Romagna and Lombardia) where there is prevalence of stone or clay brick masonries, respectively. A group of multidisciplinary experts surveyed both AA and the connected SE, so that a list of case studies (as defined by the DataBAES archive) was identified. Mural paintings (including frescoes) and stuccoes were found as AA in the buildings; therefore, the following analysis refers to this type of artwork. Artistic assets were inspected to detect a series of typical surface alterations (i.e., lack, *lacunae*, detachment, and cracking) that can be influenced by structural damage. For structural macro-elements, the out-of-plane and in-plane mechanisms of the walls, as well as the damage to the columns and vaults, were taken into consideration. Table 2 lists the mechanisms detected for the selected buildings according to the cataloguing of the II level survey form (see also Figure 3).

Table 2. Identification of macro-element mechanisms involving artworks in analysed buildings.

Building	Place and Region	Mural Paintings				Stuccoes			
		Wall (Out-of-Plane)	Wall (In-Plane)	Vault	Column	Wall (Out-of-Plane)	Wall (In-Plane)	Vault	Column
Theatre of S. Filippo Neri	L'Aquila (Abruzzo)	2, 10	23	24	5	2, 10	17, 23	24	5
Church of S. Marco	L'Aquila (Abruzzo)		6	24		3, 22	6, 17	14	5
Church of S. Silvestro	L'Aquila (Abruzzo)		17	18					
Convent of S. Angelo	Ocre (Abruzzo)		6	8		1			8
Church of S. Rosario	Finale Emilia (Emilia-Romagna)	5				16	3		
Church of Immacolata Concezione	Crevalcore (Emilia-Romagna)						17		
Abbey of S. Benedetto in Polirone	S. Benedetto Po (Lombardia)			8					
Villa Galvagnina	Mogliana (Lombardia)	M01, M10	M07						

The combination of the case studies representing mural paintings (30 case studies) and stuccoes (20 case studies) in the buildings allowed preliminary elaborations of data regarding the frequency of the occurrence of the deterioration of AA in relation to the mechanisms of their supporting SE. The majority of case studies detected in the buildings referred to the in-plane damage of the walls, for either mural paintings or stuccoes, followed by the damage of the vaults and the out-of-plane mechanisms of walls, respectively, for mural paintings and stuccoes. Figure 11 shows the results obtained for the artworks detected in the buildings. Most deterioration for AA refers to cracking and detachment, either for the cases of mural paintings or stuccoes. Especially in mural paintings, the *lacunae* are not connected to out-of-plane mechanisms, as they do not involve substrate layers;

on the contrary, as expected, *lacunae* are more frequent in the case of in-plane mechanisms. Lack and detachment particularly affect the stuccoes, due to loss of the material of their typical slender protruding portions.

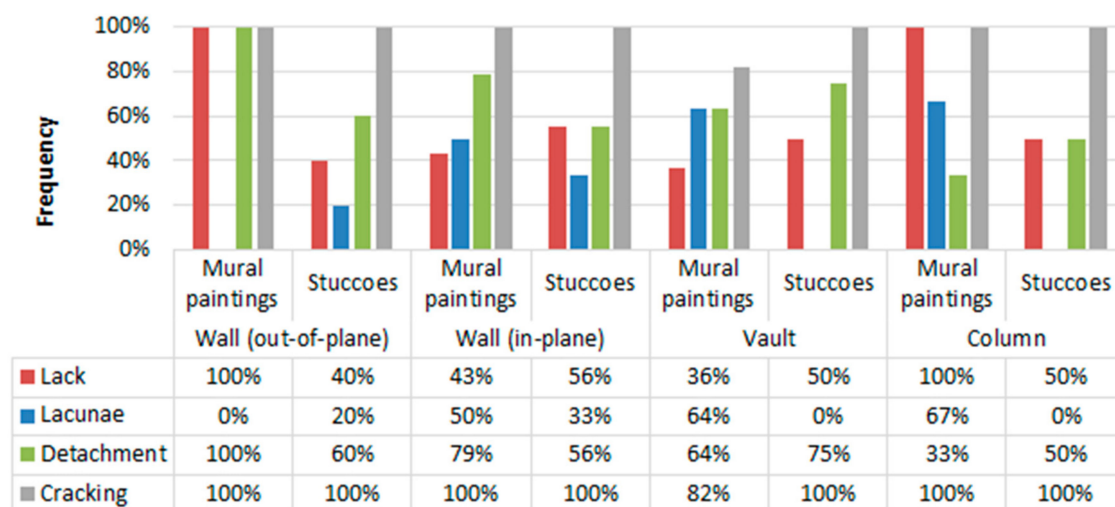


Figure 11. Frequency of the occurrence of the deterioration types of AA combined with mechanisms of SE detected for mural paintings and stuccoes.

Figure 12 shows the evaluation of average damage according to the indications of the II level survey form, performed for both mural paintings and stuccoes, as well as an overall judgment encompassing the condition of the structural macro-element (i.e., wall, vault, or column). The highest values of average damage (higher than 2) mainly refer to the out-of-plane mechanisms of walls for stuccoes, and the damage of the vaults, followed by the in-plane damage of the walls, for mural paintings.

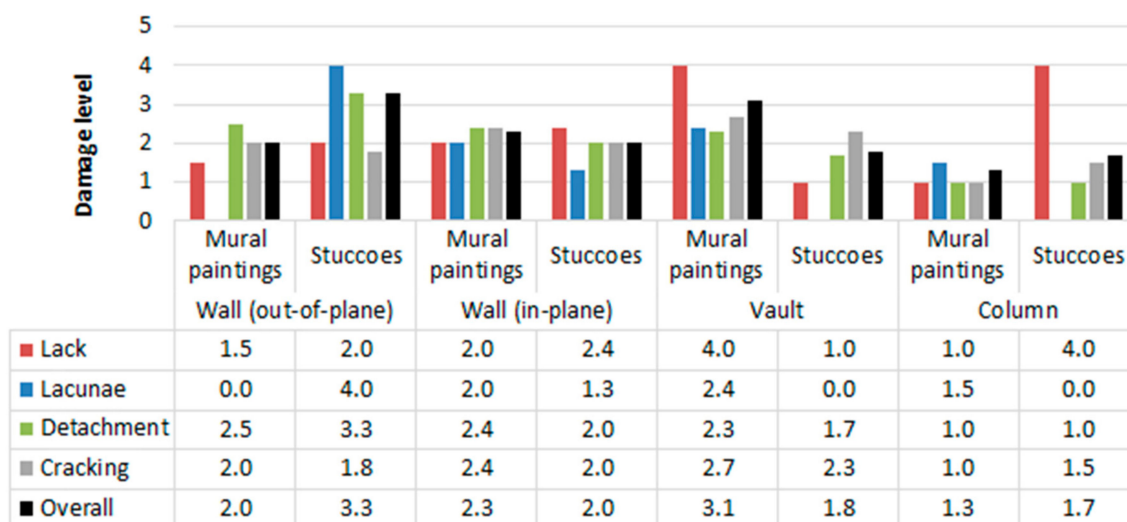


Figure 12. Average damage levels of AA combined with mechanisms of SE identified for mural paintings and stuccoes.

The analysis of the levels of overall damage associated with the macro-element supporting each artistic asset provided the distributions given in Figure 13. The results refer to the overall damage of both mural paintings and stuccoes and are based on the assumption that the damage of the AA (d1, d2, . . . , d5) is induced by that of the SE (D1, D2, . . . , D5) [24]. In general, the increase of damage in AA corresponds to an increasing damage in the supporting SE, with significant distribution at D2–D3 levels, i.e., from moderate (D2) to substantial to heavy damage (D3).

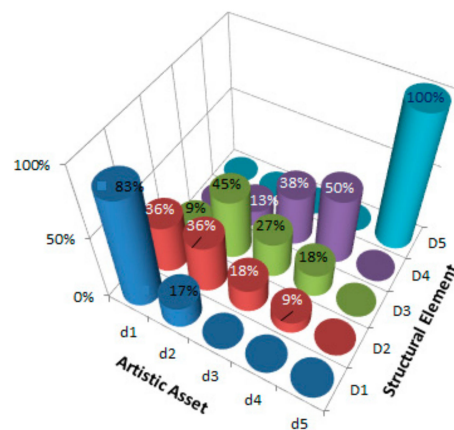


Figure 13. Distribution of the damage levels of AA versus each degree of SE damage.

The same trend is expressed by the curves in Figure 14, which better clarify the strong correlation between the damage of AA and SE.

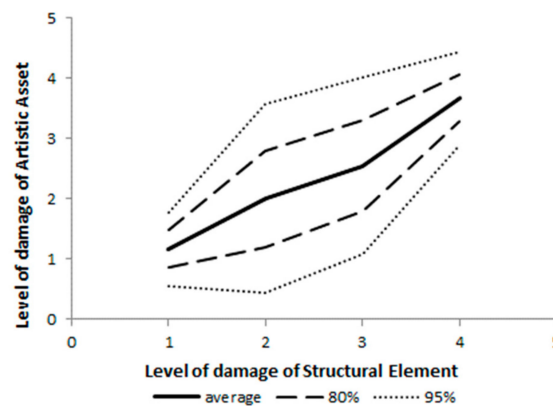


Figure 14. Joint distribution of damage levels between AA and SE for both mural paintings and stuccoes.

4. Conclusions

Artistic assets are commonly an important component in the evaluation of masonry buildings belonging to historic city centres for defining safety measures after the occurrence of an earthquake. However, these safety actions are often evaluated with the risk connected to the bearing components not being taken into account. In reality, the preservation of artistic heritage strongly depends on the mechanical behaviour of the building structure, the knowledge of which, together with collectable data on the joined assets, can provide useful information for possible conservation plans. A new web archive, called DataBAES, which aims to collect damage and vulnerability data of unmovable artworks (frescoes, stuccoes, mosaics) for priority ranking evaluations has been proposed. It is based on survey forms focused on two increasing levels of direct visual inspections applicable to AA that are integral to their bearing SE.

The I level form, called “Evaluation and correlation of damage of unmovable artistic assets and structural elements”, allows for an expeditious survey of the damaged condition of artworks and related architectural elements after an earthquake occurs. At level I, the objectives of the visual inspection are as follows: helping the data collection in the post-emergency phases, qualifying the current damage level of artistic assets taking into consideration the behaviour of the supporting structural macro-elements, and allowing for potential safety measures. At such a level, possible significant vulnerability aspects (for both AA and SE) are simply identified, and do not contribute to the final judgment. A deeper evaluation of both damage and vulnerability aspects is allowed at level II, by means of the form “Evaluation and correlation of damage and vulnerability of unmovable artistic

assets and structural elements". It completes the investigation by detailing their mutual description, with reference to 50 possible mechanisms of macro-elements representing SE, as well as 25 potential deterioration indicators for AA. For both levels, the proposed approach provides a judgment based on a 1 to 5 scale, which shows the severity of increasing damage/vulnerability.

The procedure has been implemented on the web archive platform DataBAES, which provides a comprehensive view of both single and multiple case studies detected in different buildings. Hence, this approach can be applied for ranking artistic assets in a building, as well as whole buildings belonging to a historic city centre, according to the results obtained for their related assets, in order to plan preventive measures and the management of CH to a greater extent. Further developments in DataBAES could focus on the evaluation of structural interventions applied to buildings after previous earthquakes in order to highlight possible negative effects on the mechanical behaviour and, consequently, on the integrity of their joined artworks.

Supplementary Materials: The following are available online at <http://www.mdpi.com/2071-1050/12/2/653/s1>, DataBAES I level survey form: "Evaluation and correlation of damage of unmovable artistic assets and structural elements", DataBAES II level survey form: "Evaluation and correlation of damage and vulnerability of unmovable artistic assets and structural elements".

Author Contributions: Conceptualization, M.R.V.; Data curation, M.R.V., S.C. and G.G.; Funding acquisition, M.R.V.; Methodology, M.R.V. and S.C.; Software, G.G.; Supervision, M.R.V.; Validation, M.R.V.; Writing—original draft, M.R.V.; Writing—review & editing, M.R.V., S.C. and G.G. All authors have read and agreed to the published version of the manuscript.

Funding: The research was funded by ProVaCi (Technologies for the Seismic Protection and Valorization of Cultural Heritage, Italy, 2011–2015).

Acknowledgments: The authors wish to acknowledge F. Vanin, A. Rinaldin, M. Munari, for their collaboration in collecting and processing data, and S. Ulizio for her contribution to the technical evaluation of the risk parameters. M. Giarretton and H. Branch are also acknowledged for their help with the translation phase of the survey forms and website.

Conflicts of Interest: The authors declare no conflict of interest.

References

1. Lagomarsino, S. Damage assessment of churches after L'Aquila earthquake (2009). *Bull. Earthq. Eng.* **2012**, *10*, 73–92. [[CrossRef](#)]
2. Fiorentino, G.; Forte, A.; Pagano, E.; Sabetta, F.; Baggio, C.; Lavorato, D.; Nuti, C.; Santini, S. Damage patterns in the town of Amatrice after August 24th 2016 Central Italy earthquakes. *Bull. Earthq. Eng.* **2018**, *16*, 1399–1423. [[CrossRef](#)]
3. Parisi, F.; Augenti, N. Earthquake damages to cultural heritage constructions and simplified assessment of artworks. *Eng. Fail. Anal.* **2013**, *34*, 735–760. [[CrossRef](#)]
4. Penna, A.; Calderini, C.; Sorrentino, L.; Carocci, C.F.; Cescatti, E.; Sisti, R.; Borri, A.; Modena, C.; Prota, A. Damage to churches in the 2016 central Italy earthquakes. *Bull. Earthq. Eng.* **2019**, *17*, 5763–5790. [[CrossRef](#)]
5. Calderini, C.; Degli Abbatì, S.; Cotic, P.; Kržan, M.; Bosiljkov, V. In-plane shear tests on masonry panels with plaster: Correlation of structural damage and damage on artistic assets. *Bull. Earthq. Eng.* **2014**, *13*, 237–256. [[CrossRef](#)]
6. Valluzzi, M.R.; Salemi, G.; Deiana, R.; Faresin, E.; Giacomello, G.; Giarretton, M.; Panizza, M.; Pasetto, M.; Calò, S.; Battistella, M.; et al. Integrated ND methodologies for the evaluation of the adhesion of frescoes on stone masonry walls. In *Emerging Technologies in Non-Destructive Testing VI, Proceedings of the ETNDT6—Emerging Technologies in Non-Destructive Testing 6, Brussels, Belgium, 27–29 May 2015*; Aggelis, D.G., van Hemelrijck, D., Vanlanduit, S., Anastasopoulos, A., Philippidis, T.P., Eds.; Taylor & Francis Group: London, UK, 2016; pp. 505–510.
7. Theodorakeas, P.; Ibarra-Castanedo, C.; Sfarra, S.; Avdelidis, N.P.; Kouli, M.; Maldague, X.; Paoletti, D.; Ambrosini, D. NDT inspection of plastered mosaics by means of transient thermography and holographic interferometry. *NDT E Int.* **2012**, *47*, 150–156. [[CrossRef](#)]

8. Cotic, P.; Jaglicic, Z.; Bosiljkov, V. Validation of non-destructive characterization of the structure and seismic damage propagation of plaster and texture in multi-leaf stone masonry walls of cultural-artistic value. *J. Cult. Herit.* **2013**, *15*, 490–498. [CrossRef]
9. Moropoulou, A.; Labropoulos, K.C.; Delegou, E.T.; Karoglou, M.; Bakolas, A. Nondestructive techniques as a tool for the protection of built cultural heritage. *Constr. Build. Mater.* **2013**, *48*, 1222–1239. [CrossRef]
10. De Freitas, S.S.; de Freitas, V.P.; Barreira, E. Detection of façade plaster detachments using infrared thermography—A nondestructive technique. *Constr. Build. Mater.* **2014**, *70*, 80–87. [CrossRef]
11. Kovler, K.; Frostig, Y. On the problem of cracking in plaster layers. *Constr. Build. Mater.* **1998**, *12*, 251–258. [CrossRef]
12. Galvão, J.; Flores-Colen, I.; de Brito, J.; Veiga, M.R. Variability of in-situ testing on rendered walls in natural ageing conditions—Rebound hammer and ultrasound techniques. *Constr. Build. Mater.* **2018**, *170*, 167–181. [CrossRef]
13. Bochen, J.; Nowoświat, A. Service life assessment of renders on the basis of changes of physical and mechanical properties during simulated weathering. *Constr. Build. Mater.* **2019**, *229*, 117003. [CrossRef]
14. Lagomarsino, S.; Modaressi, H.; Ptilakis, K.; Bosiljkov, V.; Calderini, C.; D’Ayala, D.; Benouar, D.; Cattari, S. PERPETUATE project: The proposal of a performance-based approach to earthquake protection of cultural heritage. *Adv. Mater. Res.* **2010**, *133*, 1119–1124. [CrossRef]
15. D’Ayala, D.; Lagomarsino, S. Performance-based assessment of cultural heritage assets: Outcomes of the European FP7 PERPETUATE project. *Bull. Earthq. Eng.* **2015**, *13*, 5–12. [CrossRef]
16. Modena, C.; da Porto, F.; Valluzzi, M.R.; Munari, M. Criteria and technologies for the structural repair and strengthening of architectural heritage. *Int. J. 3R’s—Trans. Repair Restor. Renew. Built Environ.* **2013**, *4*, 606–621.
17. Valluzzi, M.R.; da Porto, F.; Giacometti, G.; Lorenzoni, F.; Modena, C. Knowledge-based data warehouse of interventions for the protection of masonry historical heritage. In *Brick and Block Masonry—Trends, Innovations and Challenges, Proceedings of the 16th IB2MaC—International Brick and Block Masonry Conference, Padova, Italy, 26–30 June 2016*; Modena, C., da Porto, F., Valluzzi, M.R., Eds.; CRC Press: Boca Raton, FL, USA, 2016; pp. 787–796. [CrossRef]
18. Novelli, V.I.; D’Ayala, D. Use of the knowledge-based system LOG-IDEAH to assess failure modes of masonry buildings, damaged by L’Aquila earthquake in 2009. *Front. Built Environ.* **2019**, *5*, 95. [CrossRef]
19. D.P.C (Italian Department of Civil Protection); Work Group for Protection of Cultural Heritage against Natural Risks. *Scheda per il Rilievo dei Beni Culturali—Danno alle Chiese—Modello A-DC (in Italian)*. 2001. Available online: <http://www.beniculturali.it> (accessed on 18 November 2019).
20. D.P.C (Italian Department of Civil Protection); Work Group for Protection of Cultural Heritage against Natural Risks. *Scheda per il Rilievo del Danno ai Beni Culturali—Palazzi, Modello B-DP (in Italian)*; Ministero per i Beni e le Attività Culturali e per il Turismo: Rome, Italy, 2006. Available online: <http://www.beniculturali.it> (accessed on 18 November 2019).
21. M.I.B.A.C.T (Italian Ministry for Cultural Heritage). Direttiva del 23 aprile 2015 Procedure per la Gestione delle Attività di Messa in Sicurezza e Salvaguardia del Patrimonio Culturale in caso di Emergenze Derivanti da Calamità Naturali (in Italian). Available online: <http://www.beniculturali.it> (accessed on 18 November 2019).
22. CNR-ICR. Raccomandazioni NorMaL—1/88. Alterazioni macroscopiche dei materiali lapidei: Lessico. Roma (In Italian). 1990. Available online: https://www.unirc.it/documentazione/materiale_didattico/597_2011_287_13564.pdf (accessed on 10 January 2020).
23. UNI 11182. Beni culturali. Materiali lapidei naturali ed artificiali. Descrizione della forma di alterazione. Termini e definizioni (in Italian). 2006. Available online: <http://www00.unibg.it/dati/corsi/60057/70709-UNI11182.pdf> (accessed on 10 January 2020).
24. Grünthal, G.; Musson, R.M.W.; Schwarz, J.; Stucchi, M. *European Macroseismic Scale 1998 (EMS-98)*. *Cahiers du Centre Européen de Géodynamique et de Séismologie*; Centre Européen de Géodynamique et de Séismologie: Luxembourg, 1998; Volume 15, p. 99. [CrossRef]
25. Tecnologie per la PROtezione sismica e la VALorizzazione di Complessi di Interesse culturale. Available online: <http://www.stress-scarl.com/en/innovation/projects/provaci.html> (accessed on 18 November 2019).
26. Technologies for the Seismic Protection and Valorization of Cultural Heritage. Available online: <https://databaes.dicea.unipd.it/> (accessed on 18 November 2019).

27. M.I.B.A.C.T. (Italian Ministry for Cultural Heritage). *Guidelines for Evaluation and Mitigation of Seismic Risk to Cultural Heritage with Reference to Technical Construction Regulation*; Gangemi, A., Ed.; Italian Ministry for Cultural Heritage: Rome, Italy, 2011.
28. Giuffrè, A. *Safety and Conservation of Historical Centers: The Ortigia Case*; Laterza Press: Rome, Italy, 1993.
29. Doglioni, F.; Moretti, A.; Petrini, V. *Churches and Earthquakes*; Lint: Trieste, Italy, 1994.
30. Borri, A.; Corradi, M.; Castori, G.; De Maria, A. A method for the analysis and classification of historic masonry. *Bull. Earthq. Eng.* **2015**, *13*, 2647–2665. [[CrossRef](#)]
31. Valluzzi, M.R.; Sbrogiò, L. Vulnerability of architectural heritage in seismic areas: Constructive aspects and effect of interventions. In *Cultural Landscape in Practice. Conservation Vs. Emergencies*; Amoruso, G., Salerno, R., Eds.; Lecture Notes in Civil Engineering; Springer: Cham, Switzerland, 2019; Volume 26, pp. 203–218. [[CrossRef](#)]
32. Calò, S.; Куковальська, Н.М.; Баратін, Л.; Тедескі, К.; Скляр, С.; Володимирівна, Т.; Ольга, М.; Марченко, Г.; Анатоліївна, Р.; Ольга, О. *Methodological Approach for the Conservative Restoration of Wall Paintings, Frescoes and Mosaics*; Серджіо Кало: Kiev, Ukraine, 2016.
33. EwaGlos. *European Illustrated Glossary of Conservation Terms for Wall Paintings and Architectural Surfaces Documentation*; M. Imhof Verlag: Petersberg, Germany, 2015. Available online: <http://openarchive.icomos.org/id/eprint/1706> (accessed on 10 January 2020).
34. ICOMOS. Tangible Risks, Intangible Opportunities: Long-Term Risk Preparedness and Responses for Threats to Cultural Heritage 2013 Theme: Reducing risks to Cultural Heritage from Uncontrolled Development in a Globalized World. ICOMOS International. 2015. Available online: <http://openarchive.icomos.org/id/eprint/1533> (accessed on 10 January 2020).
35. D’Alpaos, C.; Valluzzi, M.R. Protection of cultural heritage buildings and artistic assets from seismic hazard: A hierarchical approach. *Sustainability*. under review.



© 2020 by the authors. Licensee MDPI, Basel, Switzerland. This article is an open access article distributed under the terms and conditions of the Creative Commons Attribution (CC BY) license (<http://creativecommons.org/licenses/by/4.0/>).