

Erika BESUSPARIENĖ\* and Vesa A. NISKANEN\*\*

# The Assessment of Factors Affecting Fertiliser Use on Family Farms in Lithuania

Fertiliser use is an ambiguous issue in agricultural economics with different arguments commonly given for and against it. The aim of this paper is to find the most important factors affecting fertiliser use in Lithuania, serving as a basis for our fertiliser tax modelling of Lithuanian family farms. Raw data from Lithuanian farms was collected from the Lithuanian Farm Accountancy Data Network (FADN) covering the years 2003–2017, and data from other selected countries was also found in the FADN database, although in this case, different years (2004–2016) were available. Results suggest the significant factors affecting fertiliser use on family farms in Lithuania differ significantly from other EU countries. Hence, our empirical results confirm that there is no unique methodology or unique set of financial instruments for fertiliser tax modelling among EU countries, and this should be taken into account in future studies. We also noticed that investment in land, the extent to which farm output consists of wheat, rye and field vegetables, the use of harvesters and finally, land quality should also be taken account in future fertiliser tax modelling.

**Keywords:** agricultural and tax policy, family farms, environmental tax, fertiliser tax, Lithuania

**JEL classifications:** Q15, Q18, H23

\* Vytautas Magnus University, K. Donelaičio g. 58, 44248 Kaunas, Lithuania. Corresponding author: erika.besuspariene@vdu.lt

\*\* University of Helsinki, P.O. Box 4, (Yliopistonkatu 3), 00014 Helsinki, Finland.

Received: 29 November 2019, Revised: 27 February 2020, Accepted: 2 March 2020.

## Introduction

According to the guidelines of the European Commission for the new CAP post-2020, EU countries are required to respect the environment and climate change. Eurostat data for the period 2006–2015 shows that the consumption of nitrogen fertiliser in Lithuanian agriculture, unfortunately, increased by approximately 36 percent. Family farms in scientific literature are described as one of the main agriculture business forms where agricultural production links to family labour, capital, and control (Kostov *et al.*, 2019). In Lithuania, the consumption of fertilisers on family farms is at the average level among EU countries. However, despite the increase in damage, the use of fertilisers is still not taxed. This may lead to the uncontrolled use of fertilisers on family farms in Lithuania.

The new CAP gives more freedom for EU countries in respect of an innovation focus on the environment and climate change, revising the green architecture (Jongeneel, 2018). Various research (Pearce and Koundouri, 2003; Savci, 2012; Mottershead *et al.*, 2018) confirmed that the use of fertiliser causes environmental problems. Fertiliser has negative effects on people, on biodiversity, and on climate change.

The use of fertiliser is still the main source of agricultural land pollution. Therefore, to decrease the damage caused by fertilisers to the environment (soil, water, air), an EU Member State has to seek the “minimum requirements for the use of fertilisers and plant protection products, animal welfare” (Jongeneel, 2018). Each EU country must use political instruments to control the use of fertiliser: one such political instrument is tax. According to the experience of different countries, fertiliser tax is a useful tool to seek minimum requirements on the use of fertilisers in the EU (Rougoor *et al.*, 2001; Pearce and Koundouri, 2003; Söderholm and Christiernsson, 2008; Vojtech, 2010). Fertiliser tax

is the main policy tool for controlling fertiliser consumption (Mergos and Stoforos, 1997).

Moreover, one needs to take into account that fertiliser is necessary to grow more agriculture production. “Fertilisers help feed almost 50 per cent of the global population” (Euractiv, 2018). While the use of fertiliser ensures quantity in agricultural production, unfortunately, it does not ensure the quality and safety of agricultural production. These agricultural practices have negative implications for “the environment and human health” in all processes (use of fertiliser, harvest production, irrigation etc.) of growing agriculture production (Udeigwe *et al.*, 2015).

On the one hand, this ensures the quantity of agricultural production and leads to more income for family farms, especially if one considers the growing global population. On the other hand, the quantity of food required by a growing population may lead to the increased use of fertilisers. Therefore, the fertiliser tax may not only reduce the excessive use of fertilisers but may also draw attention to new farming methods. However, determining what level of fertiliser tax is appropriate remains an important challenge. If the fertiliser tax were high enough, there would be a positive influence on reducing the use of the fertiliser. However, there would be less production and less income achieved by family farms. The guidelines of the new CAP post-2020 indicate that the income problems of family farms are still important (Jongeneel, 2018).

Unfortunately, Lithuania is not on the path of ecological tax reform. At the same time, not enough research has been done on the possible effect of a fertiliser tax in Lithuania. Lithuania is one of the EU countries where the environmental tax revenue is among the lowest in the EU (Čiulevičienė and Kožuch, 2015), which leads to the following two issues: first, the use of the fertiliser is not controlled enough in Lithuania; second, there is no tax revenue collected for the compensation of negative externalities caused by the use of fertilisers.

Therefore, this paper analyses how various factors influence the use of fertilisers and why these factors must be taken into account in the fertiliser tax modelling. The aim of our research is to identify the significant factors in the use of fertilisers of family farms in Lithuania and compare these factors with other selected countries.

## The importance of fertiliser tax

In order to disclose the need of fertiliser tax as a fiscal policy instrument to control negative externalities, this part includes a discussion of significance, advantages and disadvantages of fertiliser tax, as well the review of studies on the fertiliser tax applied in various countries.

The significance of fertiliser tax includes motivation as an effective tax policy instrument, which is a relatively new environmental tax in Europe, started to be used in the last two decades (Söderholm and Christiernsson, 2008). Fertiliser tax is one of the most important environmental taxes. According to Heady *et al.* (2000), environmental taxes must reduce damage to the environment by increasing the costs of harmful actions and this requires the taxpayers to take into account their negative behaviour towards the environment and pay for the damage.

However, fertiliser tax can reduce the income of many agri-food stakeholders. Von Blottnitz (2006) shows that a decrease in the use of fertilisers would have a negative influence on family farms, producers of the fertiliser, and also for the consumer. It would reduce the income of family farms, reduce the sales of producers of fertiliser, and change consumer's expenditure, with affects international trade. Therefore, these factors must be taken into account when setting a fertiliser tax.

Francis (1992) and Uri (1998) admit that fertiliser tax has advantages compared with other policy instruments for controlling fertiliser use. According to Francis (1992) and Chowdhury and Lacewell (1996), fertiliser tax has many disadvantages as the tax does not determine the impact on producing, consuming and farming communities. The main advantages and disadvantages of fertiliser tax are presented in Table 1.

As evident from Table 1, a fertiliser tax can be a useful policy instrument for solving environmental problems and changing farming practices. According to Francis (1992) and Uri (1998), the cost of fertiliser tax collection is low. Therefore, from the economic point of view, introducing a fertiliser tax is an easy task. Unfortunately, a fertiliser tax may have numerous disadvantages. Chowdhury and Lacewell

(1996) admit that family farms may change their behaviour and may avoid paying tax. Similarly, Francis (1992) as well as Chowdhury and Lacewell (1996) confirm that a universal fertiliser tax is not focused on local family farm problems.

Scandinavian countries are distinguished as leaders in respect of ecological issues – consequently, fertiliser taxes were introduced there at the end of the 20th century (Holm Pedersen, 2007). Therefore, most studies on the impact of fertiliser taxes are found in the cases of Scandinavian countries. However, the research results are controversial. According to Rougoor *et al.* (2001), fertiliser tax had a positive influence in decreasing the use of fertilisers in Austria and Sweden. Unfortunately, results in Finland were less pronounced. Pearce and Koundouri (2003) show that fertiliser tax has slightly reduced fertiliser use in Norway and Sweden and it is complicated to assess the tax effect of other policy instruments. Vojtech (2010) admits that fertiliser tax is inexpensive to administer, though unfortunately, it might be less effective as a pollution tax. There are still doubts about how much a fertiliser tax can be effective in reducing fertiliser use. However, fertiliser taxation is now back into discussions in the EU due to climate change effects (Karatay and Meyer-Aurich, 2018). This is confirmed by the research results that non-CO<sub>2</sub> greenhouse gases emissions reduce due to decrease in the use of fertilisers (Mottershead *et al.*, 2018).

## Empirical analysis of factors related to fertiliser use

The demand for fertilisers introduces the need to limit fertiliser use in the world (Mergos and Stoforos, 1997). Regulating the use of fertilisers is important because not all fertilisers are used efficiently: some of them evaporate into the air or enter into watercourses. To develop a fertiliser tax, it is important to evaluate which objects are affected by the use of fertiliser during the operations of the family farm. Family farms take a large part of the land for the production of food or other products (Wunderlich, 1997) and the use of fertiliser is related to the use of land. The results of various studies reveal that the amount of fertiliser use depends on the characteristics of the land, plants and agricultural machinery. According to the research by Savci (2012), we can see that plants may use up to 50 per cent of fertilisers, while up to 25 per cent remains in the soil. That means that the other 25 per cent of the fertiliser has a negative impact on the environment.

**Table 1:** Advantages and disadvantages of fertiliser tax.

Advantages	Disadvantages
<ul style="list-style-type: none"> <li>• Low-cost setting and tax collection</li> <li>• The revenues raised by the fertiliser tax could be used for environmental benefits</li> <li>• Efficiency in controlling the use of fertiliser</li> <li>• Relatively lower cost of production</li> <li>• Promotion of organic farming</li> <li>• Prevention of pollution</li> <li>• Adoption of alternative production practice</li> </ul>	<ul style="list-style-type: none"> <li>• High tax may aggravate the environmental problem</li> <li>• Possibly increased surface erosion</li> <li>• A global tax on the fertiliser might not properly address local problems</li> <li>• The strong opposition of family farms and fertiliser producers</li> <li>• The primary focus of the global fertiliser tax is on how much fertiliser is used rather than when, where, and how it is used</li> <li>• It may increase the shadow market</li> </ul>

Source: own composition based on Francis (1992), Chowdhury and Lacewell (1996) and Uri (1998)

Research results show that increased use of machinery also increased the consumption of fertilisers – as in the case of China from 1978 to 1996 (Felloni *et al.*, 2001). The negative impact on the environment depends on the type of the used machine. The fertiliser might be lost in the machines. Nowadays, the situation may change. Rehman *et al.* (2017) admit that modern technology, new machines, and computer monitoring systems could ensure that farming is “less wasteful in the use of fuel, fertiliser or seed”. According to Zhang *et al.* (2013), modern technologies “can have a large impact on emission reduction” in all fertiliser production and use chains. Research by Felloni *et al.* (2001) points out that tractors and fertilisers might be more important factors together than by studying them separately.

As mentioned earlier, 25 per cent of fertiliser reacts with the soil (Savci, 2012), but also the quantity of fertiliser absorbed in soil depends on soil productivity. The Law of the Republic of Lithuania on the Establishment of the Database of Land Performance Assessment and the Data Update 2008–2011 and the Approval of Rules for the Assessment of Land Performance (2008) provides the basis of the calculation of a soil productivity index. This index includes the correction coefficients of soil acidity (pH), phosphorus, calibration, soil stoniness, a variation of coating (colour), and climatic conditions. Therefore, soil productivity determines how much fertiliser the soil could absorb. Fertiliser is used to restore soil productivity: if soil productivity is good enough, the soil and plants do not absorb minerals. According to Končius (2007), phosphorus transformation of fertilisers depends on soil productivity; plants have a low level of phosphorus absorption or unabsorbed phosphorus. This causes the excess of the fertiliser which enters into the air and water.

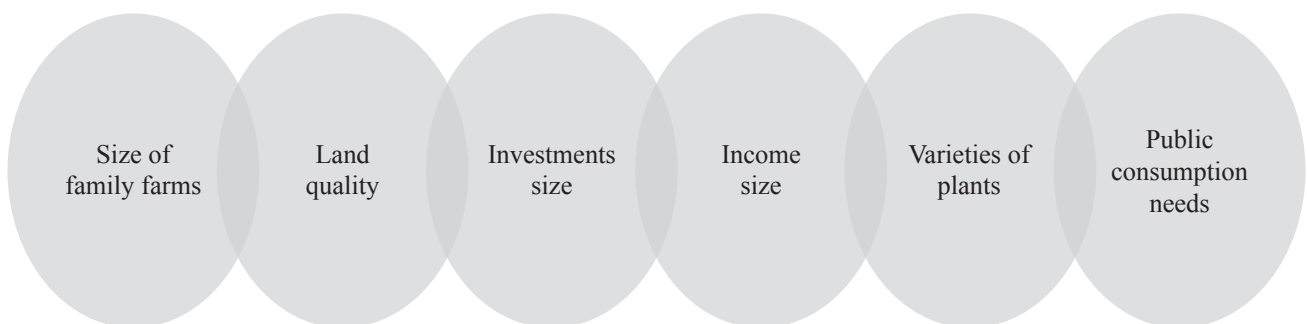
The use of fertilisers determines the volume of production, which ensures income for a family farm. Results of various research confirm that a decrease in the use of fertiliser leads to a decrease in farm’s income. Consequently, the profit of family farms depends on the quantity of fertiliser used (Mengel *et al.*, 2006). However, there is also research indicating that contrary results can be achieved by the promotion of fertiliser with subsidies with a view to reducing poverty and promoting crop production. Fertiliser subsidies are inefficient to increase family farm’s income (Ricker-Gilbert and Jayne, 2012). However, it needs to be taken into

account that about 90 per cent of the world population lives on low incomes in small family farms (Lipton, 2005, cit. Birner and Resnick, 2010). Therefore, the use of fertiliser ensures that the family farm’s income is sufficient, and also ensures food for the wider population. Ladha *et al.* (2005) say that 50 per cent of the population relies on nitrogen fertilisers used in food production. About 60 per cent of nitrogen fertiliser is used worldwide for three main products: rice, wheat and maize.

There also exist some differences in the use of the fertiliser which depend on family farms’ size and their resources. The research reveals that family farms’ size can affect sustainable farming. Sustainable agriculture is described as a way to avoid the use of fertiliser, herbicides, pesticides, and feed additives (Singh and Jajpura, 2016). Family farms stand out as sources of funding, this has an effect on farm size and the potential to grow into a large farm. Large family farms have better access to markets and information, and the capital often uses external financing (Kozlovskaja, 2012) and for these reasons can be more productive. However, scientists do not accept the stereotype that small family farms are unproductive as they have fewer assets and investments. The research discloses that small family farms are more productive in total output than large farms and are able to make more profit (Rosset, 2000; Altieri, 2009). Small family farms use fewer resources but use them more intensively (Altieri, 2009). Small family farms are more sustainable and better at conserving biodiversity and natural resources (Rosset, 2000).

Altieri (2009) admits that some scientists discuss that small family farms are able to produce much food for rural society “in the midst of climate change and burgeoning energy costs”. Rosset (2000) says that the advantages of small family farms extend into the ecological field, and small family farms can be more “effective stewards of natural resources and the soil”. Following the research by Altieri (2009) and Rosset (2000), it can be assumed that small family farms use less fertiliser, because small family farms better protect biodiversity and other natural resources, and tend to choose more sustainable farming methods or ecological farming.

The results of the literature review show the key factors that determine fertiliser use (see Figure 1).



**Figure 1:** Factors related to the use of fertiliser.

Source: own composition

## Methodology and data

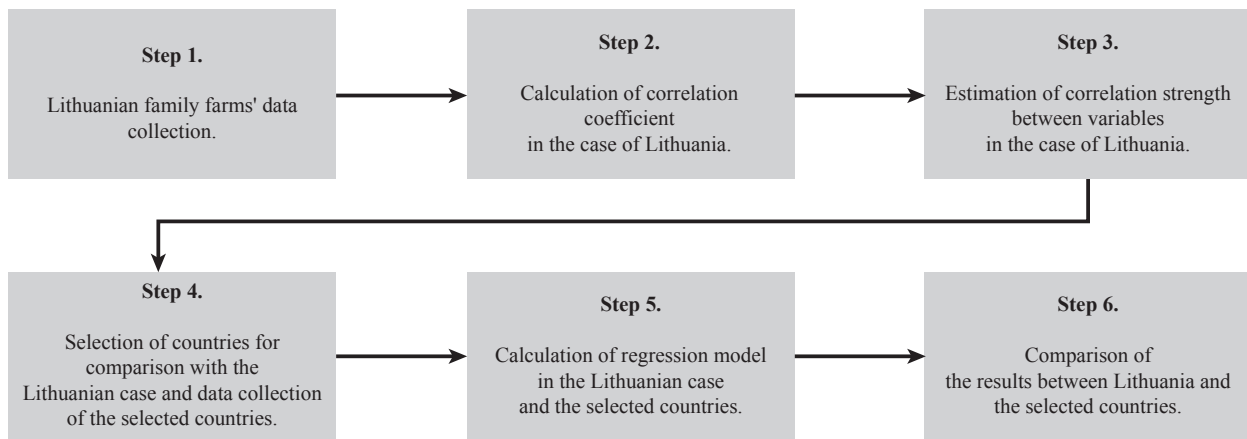
The aim of the research is to identify the most significant factors affecting Lithuanian family farm fertiliser use and compare these results with the other selected countries. Our future research raises the question of whether these factors could be used for the design of the fertiliser tax. Taking into account the general regulation of the EU, it is important to evaluate whether the same criteria exist in Lithuania and other EU family farms.

By summarising the theoretical aspects and the previous results of the scientific research concerning the factors related to the fertiliser use, we followed seven steps (Figure 2). Empirical calculations were performed by using the IBM SPSS Statistics 20 software.

The first step for our research was data collection. We used the data of Lithuanian family farms for the years 2003–

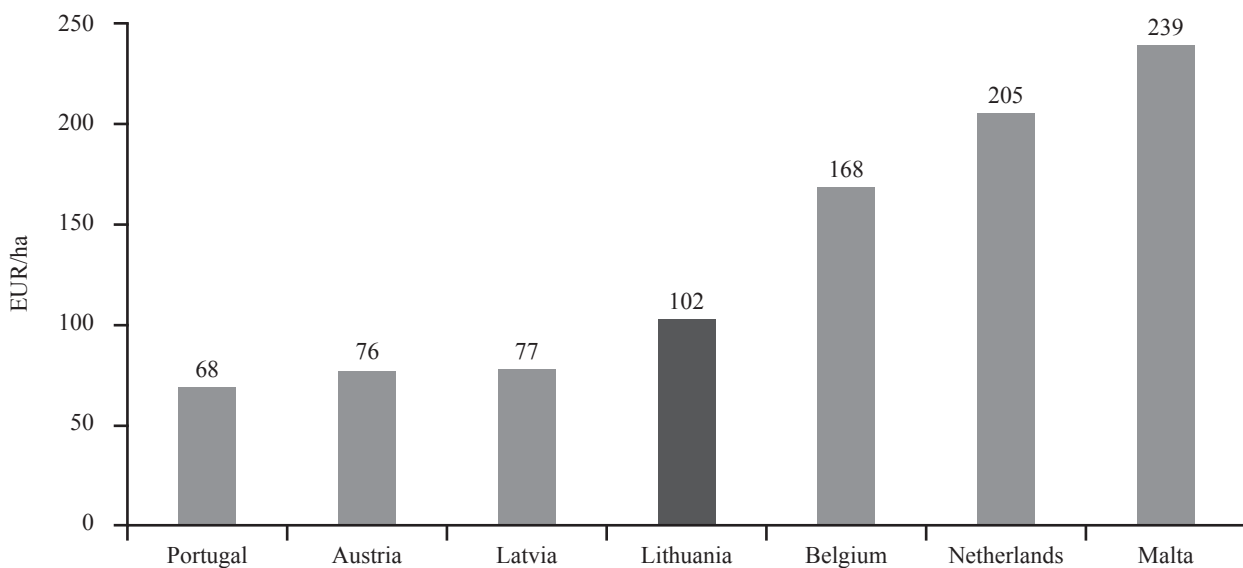
2017, obtained from the national FADN database. In Step 1 and Step 4, we created groups of family farms, according to their economic size. We regrouped the family farms into micro ( $>€8,000$ ), small ( $€8,000–€25,000$ ), medium ( $€25,000–€100,000$ ), and large ( $<€100,000$ ) farms as suggested by Vitunskienė (2014).

In Step 2, we studied the relationships between our possible factors in a correlation matrix. In Step 3, we compared our empirical results with the factors found in the literature review. In Step 4, the other selected countries were compared with the Lithuanian results. In the context of climate change, it is important to consider the cases of different countries with the results of Lithuania. We chose three countries which used at least as much fertiliser per hectare as Lithuania and also three countries which used the most fertiliser, according to the FADN database in 2016 (Figure 3).



**Figure 2:** Steps of the methodology of our research.

Source: own composition



**Figure 3:** The use of the fertiliser in Lithuania and other selected countries (EUR/ha).

Note that Portugal, Austria, and Latvia use less, whereas Belgium, Netherlands, and Malta use more fertiliser than Lithuanian farmers.

Source: own composition

In Step 5, we were looking for the most suitable regression model to determine the factors that predict the use of fertilisers in Lithuanian family farms and those of other selected countries. We applied the ordinary linear regression model. Our goodness of fit criteria were the level of marginal significance (p-value), the coefficient of determination (R-square) and multicollinearity coefficient (VIF).

The majority of researchers agree that VIF greater than 10 clearly indicates multicollinearity problems (García *et al.*, 2015; Akinwande *et al.*, 2015). Unfortunately, no precise limit value for multicollinearity is available. García *et al.* (2015) suggested that  $VIF > 4$  may lead to multicollinearity, and this is the classical point of view. Other researchers suggest that the model needs to be reviewed when the VIF is over 5 (Akinwande *et al.*, 2015) or 6 (Huang *et al.*, 2008). In our regression models, we used the classic rule that VIF has to be between 1 and 6. The regression model is considered to be reliable if its p-value is less than 0.05. When constructing our best regression model, we applied the stepwise method.

In Step 6, we drew the conclusions and comparisons. Our objective was to examine whether the significant factors for the use of the fertiliser were similar among these countries. This aspect is important for further research when setting fertiliser tax in Lithuania.

## Results

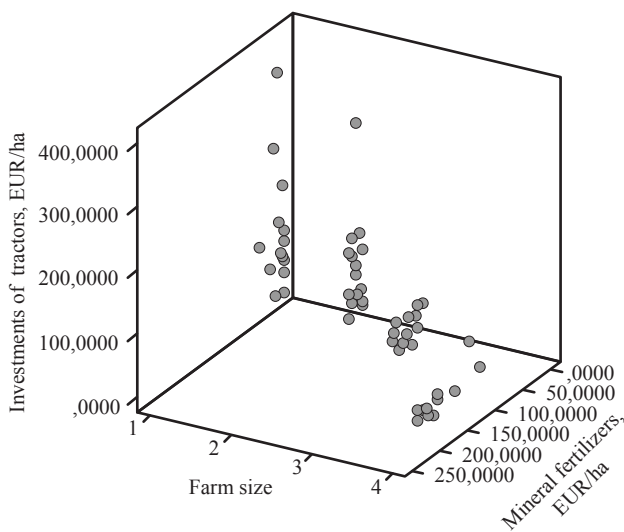
According to the literature review, we calculated the correlation coefficients between fertiliser use and various investments, financial results of family farms, plants' output, and other factors in Lithuania. Some scientists admit that the use of fertiliser might be important for family farms' investment in assets. According to the literature, the most important investments were made in agricultural machinery and land. According to the data on family farms of Lithuania in 2003–2017, the correlation coefficients indicate that there are moderate positive relationship between land (0.6301) and harvesters

(0.5447). The situation can be interpreted that the increase in crop field will increase the use of fertiliser. Fertilisers will ensure production quantities that require harvesters to harvest crops. A low negative correlation exists with the investment in tractors (-0.335). As observable from Figure 3, there is a relationship in some cases, though quite low.

Figure 4 confirms the ideas of Felloni *et al.* (2001), Zhang *et al.* (2013) and Rehman *et al.* (2017) that, today, modern technology in agriculture ensures less waste in the use of fertiliser. Moreover, Figure 4 shows that if family farms' investments in tractors increase, then the use of mineral fertiliser decreases, which confirms again that the higher the number of modern tractors, the more effective is the use of mineral fertiliser.

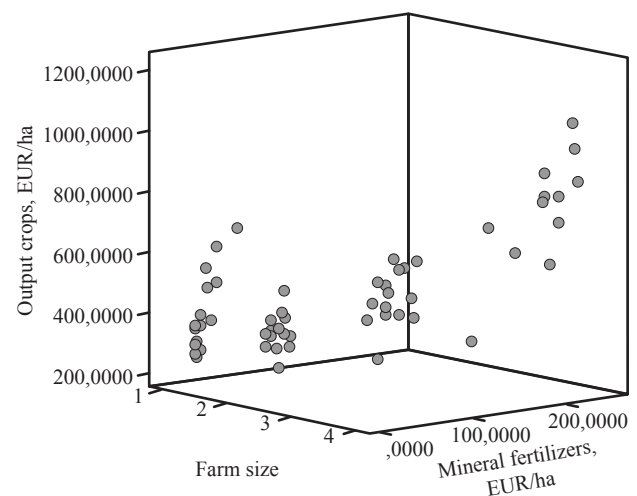
Family farms play an important role in the food market. Therefore, growing plant varieties disclose the needs for food consumption. We calculated the correlation between fertiliser use and the outputs of various crops. Results showed that the most important crops in Lithuania were wheat (correlation coefficient 0.9504), rape (correlation coefficient 0.9341), sugar beet (correlation coefficient 0.7195), field vegetables (correlation coefficient 0.5970), protein (correlation coefficient 0.3760) and triticale (correlation coefficient 0.3252). These crops increased the use of fertilisers. Only a few crops had negative correlations. The family farms which grow oats (correlation coefficient -0.4518), grain mix (correlation coefficient -0.4911), and other crops (correlation coefficient -0.5426) used less fertiliser.

General subsidies (correlation coefficient -0.3193) ensure less fertilisation in Lithuania. When evaluating the different types of subsidies, results show that subsidies to livestock (correlation coefficient -0.4520) have a negative correlation. This is understandable as fertilisers are not used in animal husbandry. Subsidies to less-favoured areas of farming (correlation coefficient -0.6167) and organic farming (correlation coefficient -0.5997) also ensure a lower amount of fertiliser use. Unfortunately, sugar subsidy (correlation coefficient 0.4755) increased the use of fertilisers.



**Figure 4:** Relationship between the use of fertiliser, investment in tractors and family farm size in Lithuania.

Source: own composition



**Figure 5:** Relationship between the use of fertiliser, crop outputs and family farm size in Lithuania.

Source: own composition



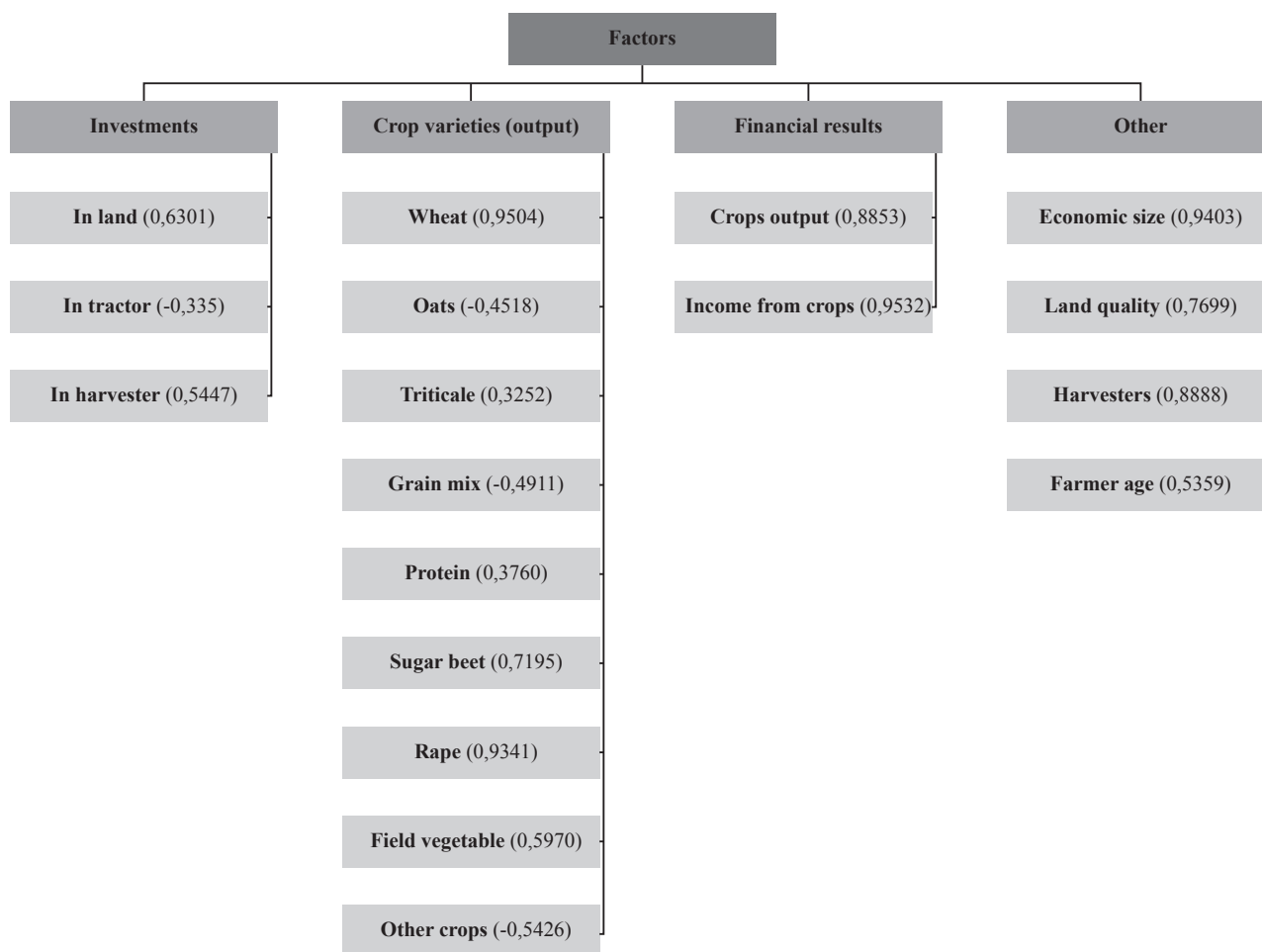
In line with our assumption, micro and small family farms are able to be more productive than medium and large family farms, as previously confirmed by Rosset (2000) and Altieri (2009) (Figure 5).

Micro family farms are more productive than small family farms in Lithuania. What is more, in some cases, micro family farms are able to produce a higher yield of crops than medium family farms and use less fertiliser for production (Figure 5). While small family farms are not as productive as large family farms, they are still able to get the same output from crop production as medium family farms. This confirms the idea of Rosset (2000) and Altieri (2009) that micro and small family farms are more sustainable and use less fertiliser. Consequently, the correlation coefficient between fertiliser use and economic farm size is high (0.9403). This leads to the willingness of medium and large farms to produce larger quantities of crops and ensure financial results.

A high positive correlation exists between the use of fertiliser use and land quality (0.7699) in Lithuania. The relationship shows that if land quality increases, the use of fertiliser increases too, implying existing pollution problems. If soil productivity is good enough, but family farms use more mineral fertilisers for the plants, then the soil does not absorb these minerals and they pollute air, water and land.

On the whole, the results confirm the importance of similar factors related to the use of the fertilisers previously highlighted by the literature review. The variables which have an impact on the use of fertiliser on family farms in Lithuania can be classified into four groups: investments, crop varieties, financial results, and other factors. These factors (Figure 6) are important in fertiliser tax modelling. Therefore, we formed an ordinary least squares regression model using selected variables in Lithuania and the cases of the selected countries (see Table 2) to check the extent to which these factors are significant.

The best regression model was found for the Austrian case (R-squared is 0.951, standard error of the estimate is 7.777) and the Latvian case (R-squared is 0.974, standard error of the estimate is 8.714). The regression model is good enough in the case of Lithuania, yet VIF was left to 6, which, according to some researchers, can signal certain multicollinearity problems. The same situation with the regression model exists in the Portugal and Austrian case. However, the R-square is high enough in Belgium (1.000), the Netherlands (0.974) and Portugal (0.965), which indicates the reliability of the variables. The lowest R-squared is in the Malta regression model (0.812). Moreover, in the case of Malta's regression models, the standard error of the estimate ranged



**Figure 6:** Correlation between fertilisers use and different factors at family farms in Lithuania.

Source: own composition

**Table 2:** Factors influencing fertiliser use.

Country	Model	Coefficient	p-value	R-squared	VIF	Std. Error
Lithuania	Constant	-136.014	0.003			
	Wheat output	0.257	0.000		5.246	
	Harvesters	0.139	0.044		6.004	
	Rye output	-0.973	0.320	0.958	1.116	13.097
	Land quality	3.625	0.003		3.587	
	Investments in land	0.305	0.003		2.299	
	Field vegetables output	0.479	0.019		1.899	
Latvia	Constant	16.914	0.001			
	Oil-seed crops output	0.664	0.000		4.775	
	Subsidies dairying	0.871	0.000		1.376	
	Vegetables and flowers output	0.204	0.000	0.974	1.563	8.714
	Potatoes output	-0.561	0.000		2.068	
	Other subsidies	0.270	0.001		1.662	
	Fruit output	-0.640	0.004		1.557	
	Other live stock subsidies	0.263	0.023		2.521	
Portugal	Constant	31.879	0.004			
	Machinery and building current costs	1.742	0.000		6.073	
	Oil-seed crops output	0.981	0.000		2.756	
	Forage crops output	-0.495	0.000	0.965	4.473	14.648
	Subsidies other cattle	-0.753	0.001		1.457	
	Fruit output	0.148	0.000		3.324	
	Total support for rural development	-0.162	0.007		2.393	
Austria	Constant	35.216	0.013			
	Total output	0.039	0.000	0.951	5.514	7.777
	Total support for rural development	-0.164	0.000		2.737	
	Wine and grapes output	-0.084	0.002		5.815	
Belgium	Constant	50.096	0.000			
	Buildings	0.025	0.000		1.283	
	Olives and olive oil	-20.0269	0.001	1.000	1.392	16.071
	Other crop output	0.128	0.001		1.550	
	Forage crops	0.183	0.320		1.099	
Netherlands	Constant	26.548	0.037			
	Economic size	0.330	0.000		4.441	
	Land, permanent crops and quotas	0.002	0.000	0.974	1.517	12.719
	Wine and grapes output	177.923	0.003		1.171	
	Farm Net Income	-0.019	0.004		3.317	
	Oil-seed crops output	5.305	0.011		1.390	
Malta	Constant	186.915	0.001			
	Total output crops and crop production	0.040	0.000		1.549	
	Total OGA output	-0.136	0.000	0.812	1.172	62.755
	Gross Investment	0.016	0.000		2.303	
	Buildings	-0.001	0.002		3.005	
	LFA subsidies	-0.533	0.024		1.215	

Source: own composition

from 20 to 90 in different regression models, also indicating potential multicollinearity problems.

The results of the regression models confirm that the use of fertiliser is strongly related to cultivated plants. As we can see from Table 2, the results of the regression models in the Lithuanian case identify similar factors as the correlation coefficients. However, there were some differences. The regression model showed that the quality of land, harvesters, investment in land and various crops (wheat, rye and field vegetables) are still important. However, other factors with strong regression coefficients (investment in tractors and harvesters, economic size, farmer age, and other) did not fit into the regression model in the Lithuanian case.

The regression models were very different in all selected countries analysed. The relationship between the use of the fertiliser and agricultural machinery only existed in Lithuania and Portugal. 1 euro investment in agricultural machinery increased the fertiliser use by 1.742 in Portugal and by 0.139 in Lithuania. In the Lithuanian case, the regression model showed that 1 euro of investment in land increased the

use of fertiliser by 0.381. In the case of Malta, the regression model showed that 1 euro of investment in land increases the use of fertiliser by 0.016. This showed that investment is a more influential factor related to the use of fertiliser more in Lithuania than in Malta. No other selected country exhibits a relationship between the use of fertiliser and agricultural machinery or investment.

The results showed that subsidies were not important for fertiliser use for Lithuania. This was confirmed both by the correlation coefficient and the regression model. The comparison of other countries' regression models with the Lithuanian regression model shows that subsidies have a relationship with the use of fertiliser in Latvia, Portugal, Austria, and Malta. 1 euro subsidy on dairy increase the use of fertiliser by 0.871, on other livestock by 0.263, and on other issues by 0.270 in Latvia. As we see, the subsidies are not properly distributed as subsidies promote unsustainable agriculture practices in Latvia. A different situation exists in Portugal, Austria, and Malta as subsidies decrease the use of fertiliser.

The literature review showed that the use of fertiliser depends on the size of the family farm and in some cases, small family farms tend to be more sustainable. The results of the empirical research confirmed that this factor was important only in the Netherlands. The results of the empirical research did not confirm the theoretical assumptions that the size of the family farm had an influence on fertiliser use.

## Conclusions

The aim of this research was to ascertain the significant factors affecting fertiliser use by family farms in Lithuania with a view to the possible introduction of a fertiliser tax. The comparison of the regression models between countries and Lithuania shows that the models are very different. Differences can be caused by regions, cultures, policies, farming practices and others issues. Therefore, to regulate the use of fertilisers by setting a fertiliser tax, it is necessary to take into account country-specific features. The factors influencing the use of fertiliser on family farms in Lithuania are investment in land, land quality, and the planting of crops such as wheat, oats, sugar beet, and field vegetables. Identical factors were not found for other selected countries. Likewise, not all factors analysed in the literature review were validated in countries' regression models.

The main limitation of the research is that FADN data for the different types of fertilisers (nitrogen, phosphorus and potassium) were started to be collected in 2014. In our research, we did not take into account different types of fertilisers. The results of various empirical research reveal that taxation can affect the use of fertilisers differently and tax base is built on different types of fertiliser use (Uri, 1998; Gazzani, 2017). Therefore, this needs to be evaluated and re-analysed in future research. However, there are also controversies whether it is appropriate to set a fertiliser tax base separately for each type of fertiliser. It is easy to manipulate by types of fertilisers based on their costs.

The empirical research revealed that Lithuanian micro and small family farms used less fertilisers and were more productive in some cases than large family farms. However, the regression model did not confirm this. The results might have been influenced by the problem of expanding farm sizes in the EU. Also, micro family farms which use simplified accounting entries were not included in the FADN database of Lithuania. As a result, we are not sure to what extent micro family farms are sustainable.

Future studies might also consider the relationship between fertiliser tax rate and possible fertiliser reduction levels. Some studies disclose that a fertiliser tax rate between 10 per cent and 15 per cent may reduce the use of fertiliser by 5 percent (Gazzani, 2017). Further research could design a fertiliser tax rate and disclose influence on the productivity and financial results of the family farms' agricultural production based on our regression models in Lithuania and in other countries analysed.

## References

- Akinwande, M.O., Dikko, H.G. and Samson, A. (2015): Variance inflation factor: as a condition for the inclusion of suppressor variable(s) in regression analysis. *Open Journal of Statistics*, **5** (7), 754–767. <https://doi.org/10.4236/ojs.2015.57075>
- Altieri, M.A. (2009): Agroecology, small farms, and food sovereignty. *Monthly Review*, **61** (3), 102–113.
- Birner, R. and Resnick, D. (2010): The political economy of policies for smallholder agriculture. *World Development*, **38** (10), 1442–1452. <https://doi.org/10.1016/j.worlddev.2010.06.001>
- Chen, C.F. and Chen, F.S. (2010): Experience quality, perceived value, satisfaction and behavioral intentions for heritage tourists. *Tourism Management*, **31** (1), 29–35. <https://doi.org/10.1016/j.tourman.2009.02.008>
- Chowdhury, M.E. and Lacewell, R.D. (1996): Implications of alternative policies on nitrate contamination of groundwater. *Journal of Agricultural and Resource Economics*, **21** (1), 82–95. <https://www.jstor.org/stable/40986899>
- Čiulevičienė, V. and Kožuch, A.J. (2015): Effects of the environmental tax reforms. *Management Theory and Studies for Rural Business and Infrastructure Development*, **37** (4), 480–489. <http://doi.org/10.15544/mts.2015.40>
- Euractiv (2018): The future of fertilisers in Europe. Retrieved from <https://en.euractiv.eu/wp-content/uploads/sites/2/special-report/EURACTIV-Event-Report-The-future-of-fertilisers-in-Europe.pdf> (Accessed in September 2019)
- Felloni, F., Wahl, T., Wandschneider, P. and Gilbert, J. (2001): Infrastructure and agricultural production: cross-country evidence and implications for China. TW-2001-103. Washington State University: Pullman, USA.
- Francis, D.D. (1992): Control mechanisms to reduce fertiliser nitrogen movement into groundwater. *Journal of Soil and Water Conservation*, **47** (6), 444–448.
- García, C.B., García, J., López Martín, M.M. and Salmerón, R. (2015): Collinearity: Revisiting the variance inflation factor in ridge regression. *Journal of Applied Statistics*, **42** (3), 648–661. <https://doi.org/10.1080/02664763.2014.980789>
- Gazzani, F. (2017): Economic and Environmental Evaluation of Nitrogen Fertiliser Taxation: A Review. *International Journal of Environment, Agriculture and Biotechnology*, **2** (4), 1829–1834. <http://doi.org/10.22161/ijeab/2.4.47>
- Heady, C.J., Markandya, A., Blyth, W., Collingwood, J. and Taylor, P.G. (2000): Study on the relationship between environmental/energy taxation and employment creation. Study prepared for the European Commission Directorate General XI. Retrieved from <http://ec.europa.eu/environment/enveco/taxation/pdf/entaxemp.pdf>. (Accessed in July 2019)
- Holm Pedersen, L. (2007): Ideas are transformed as they transfer: a comparative study of eco-taxation in Scandinavia. *Journal of European Public Policy*, **14** (1), 59–77. <https://doi.org/10.1080/13501760601071653>
- Huang, D., Guan, P., Guo, J., Wang, P. and Zhou, B. (2008): Investigating the effects of climate variations on bacillary dysentery incidence in northeast China using ridge regression and hierarchical cluster analysis. *BMC Infectious Diseases*, **8** (130), 1–9. <https://doi.org/10.1186/1471-2334-8-130>
- Jongeneel, R.A. (2018): Research for AGRI Committee - The CAP support beyond 2020. Assessing the future structure of direct payments and the rural development interventions in the light of the EU agricultural and environmental challenges Policy. European Union, 2018. Retrieved from [http://www.europarl.europa.eu/RegData/etudes/STUD/2018/629174/IPOL\\_STU\(2018\)629174\\_EN.pdf](http://www.europarl.europa.eu/RegData/etudes/STUD/2018/629174/IPOL_STU(2018)629174_EN.pdf). (Accessed in August 2019)
- Karatay, Y.N. and Meyer-Aurich, A. (2018): A model approach for yield-zone-specific cost estimation of greenhouse gas mitiga-



- tion by nitrogen fertiliser reduction. *Sustainability*, **10** (3), 710–728. <https://doi.org/10.3390/su10030710>
- Končius, D. (2007): The Effect of Periodical Liming and Fertilization on the Forms of Phosphates and on the Changes in its Fractional Composition in the Soil. *Zemdirbyste/Agriculture*, **94** (1), 74–88.
- Kostov, P., Davidova, S. and Bailey, A. (2019): Comparative efficiency of family and corporate farms: does family labour matter?. *Journal of Agricultural Economics*, **70** (1), 101–115. <https://doi.org/10.1111/1477-9552.12280>
- Kozlovskaja, A. (2012): Agricultural small and large producers financing impact on innovations and activity results. *Management Theory and Studies for Rural Business and Infrastructure Development*, **32** (3), 69–80.
- Ladha, J.K., Pathak, H., Krupnik, T.J., Six, J. and van Kessel, C. (2005): Efficiency of fertiliser nitrogen in cereal production: retrospects and prospects. *Advances in Agronomy*, **87**, 85–156. [https://doi.org/10.1016/S0065-2113\(05\)87003-8](https://doi.org/10.1016/S0065-2113(05)87003-8)
- Mengel, K., Hütsch, B. and Kane, Y. (2006): Nitrogen fertiliser application rates on cereal crops according to available mineral and organic soil nitrogen. *European Journal of Agronomy*, **24** (4), 343–348. <https://doi.org/10.1016/j.eja.2005.12.001>
- Mergos, G.J. and Stoforos, C.E. (1997): Fertiliser demand in Greece. *Agricultural Economics*, **16** (3), 227–235. [https://doi.org/10.1016/S0169-5150\(97\)00013-3](https://doi.org/10.1016/S0169-5150(97)00013-3)
- Mottershead D., Hart K., Maréchal A., Meredith S., Lorant A., Bas-Defossez F., Baldock, D., Bureau, J.C. and Matthews, A. (2018). Research for AGRI Committee - Towards the CAP post 2020 - Appraisal of the EC Communication on ‘The Future of Food and Farming’ of 29 November 2017. Brussels, Belgium. Retrieved from: [http://www.europarl.europa.eu/RegData/etudes/STUD/2018/617476/IPOL\\_STU\(2018\)617476\\_EN.pdf](http://www.europarl.europa.eu/RegData/etudes/STUD/2018/617476/IPOL_STU(2018)617476_EN.pdf) (Accessed in June 2019)
- Pearce, D. and Koundouri, P. (2003): Fertiliser and pesticide taxes for controlling non-point agricultural pollution. *Agricultural and Rural Development Department, World Bank Group, Washington DC, USA*.
- Rehman, A., Jingdong, L., Khatoun, R., Hussain, I. and Iqbal, M.S. (2017): Modern agricultural technology adoption its importance, role and usage for the improvement of agriculture. *Life Science Journal*, **14** (2), 70–74. <https://doi.org/10.7537/marslsj140217.10>
- Ricker-Gilbert, J. and Jayne, T.S. (2012): Do fertiliser subsidies boost staple crop production and reduce poverty across the distribution of smallholders in Africa? Quantile regression results from Malawi. In Selected paper prepared for presentation at the International Association of Agricultural Economists (IAAE) Triennial Conference, Foz do Iguaçu, Brazil (pp. 18–24). <https://doi.org/10.22004/ag.econ.126742>
- Rosset, P. (2000): The multiple functions and benefits of small farm agriculture in the context of global trade negotiations. *Development*, **43** (2), 77–82. <https://doi.org/10.1057/palgrave.development.1110149>
- Rougoor, C.W., Van Zeijts, H., Hofreither, M.F. and Bäckman, S. (2001): Experiences with fertiliser taxes in Europe. *Journal of Environmental Planning and Management*, **44** (6), 877–887. <https://doi.org/10.1080/09640560120087615>
- Savci, S. (2012): An agricultural pollutant: chemical fertiliser. *International Journal of Environmental Science and Development*, **3** (1), 77–80. <https://doi.org/10.7763/IJESD.2012.V3.191>
- Singh, B. and Jajpura, L. (2016): Sustainable agriculture: a key to the healthy food and better environment, economic prosperity for farmers and a step towards sustainable development. *International Journal of Current Microbiology and Applied Sciences*, **5** (1), 148–156. <http://doi.org/10.20546/ijemas.2016.501.012>
- Söderholm, P. and Christiernsson, A. (2008): Policy effectiveness and acceptance in the taxation of environmentally damaging chemical compounds. *Environmental Science and Policy*, **11** (3), 240–252. <https://doi.org/10.1016/j.envsci.2007.10.003>
- Udeigwe, T.K., Teboh, J.M., Eze, P.N., Stietiya, M.H., Kumar, V., Hendrix, J. and Kandakji, T. (2015): Implications of leading crop production practices on environmental quality and human health. *Journal of Environmental Management*, **151**, 267–279. <https://doi.org/10.1016/j.jenvman.2014.11.024>
- Uri, N.D. (1998): Environmental considerations in the fertiliser use decision. *Environmental Geology*, **34** (2-3), 103–110. <https://doi.org/10.1007/s002540050260>
- Vitunskienė, V. (2014): The role of CAP payments in supporting farms income in Lithuania and the European Union as a whole. *Science and Studies of Accounting and Finance: Problems and Perspectives*, **9** (1), 281–289. <https://doi.org/10.15544/ssaf.2014.31>
- Vojtech, V. (2010): Policy measures addressing agri-environmental issues. *OECD Food, Agriculture and Fisheries Papers*. No. 24. OECD, Paris, France.
- Von Blottnitz, H., Rabl, A., Boiadjev, D., Taylor, T. and Arnold, S. (2006): Damage costs of nitrogen fertiliser in Europe and their internalization. *Journal of Environmental Planning and Management*, **49** (3), 413–433. <https://doi.org/10.1080/09640560600601587>
- Wunderlich, G. (1997): Land Taxes in Agriculture: Preferential Rate and Assessment Effects. *American Journal of Economics and Sociology*, **56** (2), 215–228.
- Zhang, W.F., Dou, Z.X., He, P., Ju, X.T., Powlson, D., Chadwick, D. and Chen, X.P. (2013): New technologies reduce greenhouse gas emissions from nitrogenous fertiliser in China. *Proceedings of the National Academy of Sciences*, **110** (21), 8375–8380. <https://doi.org/10.1073/pnas.1210447110>