



**TECHNISCHE  
UNIVERSITÄT  
DRESDEN**



## **CEPIE Working Paper No. 01/20**

Center of Public and International Economics

# CLASSIFYING TOP ECONOMISTS USING ARCHETYPIC ANALYSIS

April 2020

Klaus Wohlrabe  
Sabine Gralka

Editors: Faculty of Business and Economics, Technische Universität Dresden.

This paper is published on the [Open Access Repository Qucosa](#).

The complete Working Paper Series can be found at the [CEPIE Homepage](#) | [EconStor](#) | [RePEc](#)

# Classifying top economists using archetypoid analysis

**Klaus Wohlrabe\***  
ifo Institute

**Sabine Gralka†**  
TU Dresden

April 2020

## Abstract

Updating the study by Seiler and Wohlrabe (2013) we use archetypoid analysis to classify top economists. The approach allows us to identify typical characteristics of extreme (archetypal) values in a multivariate data set. In contrast to its predecessor, the archetypal analysis, archetypoids always represent actual observed units in the data. Using bibliometric data from 776 top economists we identify four archetypoids. These types represent solid, low, top and diligent performer. Each economist is assigned to one or more of these archetypoids.

## Article Highlights

- Archetypoid analysis to categorize top economists
- Based on seven bibliometric indicators for 776 units obtained from the RePEc (Research Papers in Economics) database
- Identification of four archetypoids, which are characterized as the low, solid, top and diligent performer

*JEL classification:* C38, I21, I23

*Keywords:* Archetypoid analysis, Classification, RePEc, economists

---

\*Corresponding author: ifo Institute, Center for Macroeconomics and Surveys;  
ORCID: 0000-0002-5651-2641, E-mail: wohlrabe@ifo.com.

†TU Dresden, Faculty of Business and Economics;  
ORCID: 0000-0001-8303-4297, E-mail: sabine.gralka@tu-dresden.de.

## 1. Introduction

Within this paper archetypoid analysis is used to classify top economists. The classification provides a straightforward overview of the various top researchers working in the area of economics. In times of an increasing number of scholars across all research fields (Bloom et al. 2020) such an easy tool for classification is valuable. The present paper builds upon the studies by Seiler and Wohlrabe (2013), evaluating economists and Wohlrabe and Gralka (2020), categorizing economics faculties and authors. With a similar goal, the former study used archetypal analysis to categorize scientists. A drawback of this approach is that identified archetypes might be artificial, i.e., no entity from the employed dataset can fully be assigned. In line with the latter study we therefore employ the archetypoid analysis. In contrast to its predecessor, the archetypal analysis, archetypoids always represent actual observed units in the data. Hence, we are able to identify those top economists which represent identified archetypoids perfectly. Parallel to both studies we employ RePEc (Research Papers in Economics) data for our investigation, focusing on the top economists worldwide. While the data used by Seiler and Wohlrabe (2013) refers to 2011, our dataset includes all years up to 2019. The RePEc database has evolved tremendously both with respect to quantity and quality over time. We therefore think that the update is necessary and useful.

Archetypal analysis has aroused the interest of researchers working in various fields, such as astrophysics (Chan et al. 2003), climate (Steinschneider and Lall 2015), machine learning (Morup and Hansen 2012, Seth and Eugster 2016), neuroscience (Hinrich et al. 2016), navigation (Feld et al. 2015) and sports (Seth and Eugster 2016). The same applies for the archetypoid analysis, which was used for the evaluation within fields such as astrophysics (Sun et al. 2017), sports (Vinué and Epifanio 2017) and the financial stock market (Moliner and Epifanio 2018).

A short description of the method of analysis is provided in the next section, followed by an examination of the dataset. The results are shown in the third section. A concluding section brings together the main findings and offers suggestions for future research.

## 2. Methodology and Data

### 2.1 Methodology

The starting point for identifying archetypoids, is archetypal analysis. Let  $\mathbf{X}$  an  $N \times m$  a multivariate data set with  $N$  observations (economists in our case) and  $m$  characteristics (e.g. number of articles, citations, etc.). For a fixed number of archetypes  $k$ , the approach finds the matrix  $\mathbf{Z}$  by minimizing the residual sum of squares

$$\text{RSS} = \|\mathbf{X} - \alpha\mathbf{Z}'\|_2 \quad (1)$$

where  $\alpha$  stands for the coefficients of the archetypes with dimensions  $N \times k$  and  $\|\cdot\|_2$  the  $L_2$  norm. Equation (1) is minimized subject to the following constraints

$$\alpha_{ij} \geq 0 \quad \text{and} \quad \sum_{j=1}^k \alpha_{ij} = 1$$

for  $i = 1, \dots, N$ . The  $k$  archetypes are then convex combinations of the data, i.e.

$$Z = X'\beta \tag{2}$$

Where  $\beta$  is an  $N \times k$  matrix. The constraints

$$\beta_{ij} \geq 0 \quad \text{and} \quad \sum_{j=1}^k \beta_{ij} = 1$$

are imposed for estimating equation (2). The constraints imply that the archetypes are convex combinations of the original data set  $X$ . Equations (1) and (2) are the inputs for the estimation algorithm: it alternates between finding the best  $\alpha$  for given archetypes  $Z$  and finding the best archetypes for  $Z$  given  $\alpha$ . This approach of alternating least squares was popularized by Cutler and Breiman (1994).

Equations (1) and (2) do not guarantee that archetypes are represented by real observed units in the data set. Vinué et al. (2015) suggested a slight modification of the original approach and coined the term archetypoids. They proposed to modify the constraints for  $\beta$  in the following way

$$\sum_{j=1}^k \beta_{ij} = 1 \quad \text{with} \quad \beta_{ij} \in \{\mathbf{0}, \mathbf{1}\} \quad , \text{ i.e.} \quad \beta_{ij} = \mathbf{1} \quad \text{for and only one } j \quad \text{and}$$

$$\beta_{ij} = \mathbf{0} \quad \text{otherwise.}$$

This condition ensures that  $Z$  must be a point in the dataset.

How to determine the optimal number of archetypoids for a given data set? Archetypoid analysis allows to extract more archetypoids than dimensions of the data set which stands in contrast to principal component analysis. As there is no formal rule, usually the “elbow” criterion for the Residual Sum of Squares (RSS) curve, the so-called scree-plot, is applied. A “flattening” of the curve suggests a potential value of  $k$ . As this choice is arbitrary one should look on the concrete interpretation of each archetypoid under consideration. Our experience is the more archetypoids are considered the more similar some archetypoids become.

We refer to Vinué et al. (2015) for a detailed description of archetypoid analysis including computational issues. For our analysis we used the R package *Anthropometry* version 1.13 by Vinué (2017). As our indicators (described in the next section) exhibit different scales we standardize them prior to determining the archetypoids.

## 2.2 Data

We employ seven bibliometric indicators from the RePEc (Research Papers in Economics) website (<http://www.repec.org>).<sup>1</sup> RePEc offers currently 40 rankings of registered authors based on bibliometric data. However, these rankings are often highly correlated, see Zimmermann (2013) for further details. In line with Seiler and Wohlrabe (2013) and Wohlrabe and Gralka (2020) we use the following seven ones:

- Published work, which includes working papers, books, software codes, and chapters
  - Number of distinct works, unweighted
  - Number of distinct works, weighted by simple impact factor
- Citations, which represent the impact of an author
  - Number of citations, unweighted
  - Number of citations, weighted by the simple impact factor
- Pages, which account for the published articles
  - Number of pages, unweighted
  - Number of pages, weighted by the simple impact factor
- Number of downloads, which shows the access

For each of our  $m = 7$  bibliometric indicators we collected the corresponding economists for which the scores were publicly available in January 2020.<sup>2</sup> The scores refer to the December 2019 ranking. We ended up with  $N = 776$  economists. A full list can be found in the appendix. It is important to note that due to the construction of the data set we only consider top economists which are among the top 5% worldwide in each category.

The descriptive statistics for the original indicators can be found in Table 1. We report the mean, median as well as the minimum and maximum score. On average an economist in our sample has published around 152 articles which can either be working papers or journal articles. These publications contain around 1,600 pages in (refereed) journals and were downloaded around 1,000 times. The top economists gather 4,800 citations on average. The most cited economist is Andrei Shleifer from the Harvard University. It is thereby important to bear in mind, that the numbers describe stock levels (up to December 2019), which explains the high values of the indicators. The standard deviations are quite substantial relative to the mean, i.e., that even the class of top economists are quite heterogenous with respect to bibliometric indicators.

---

<sup>1</sup> RePEc data has often been used in bibliometric studies. See, inter alia, Rath and Wohlrabe (2016), Meyer and Wohlrabe (2018), Sommer and Wohlrabe (2017), Bornmann et al. (2018) or García-Suaza et al. (2020).

<sup>2</sup> For each ranking only the top 5% of all registered economists are shown on the RePEc website.

**Table 1: Descriptive statistics**

776 Observations	Mean	Std. Dev.	Min	Max
Number of Distinct Works	152	80	75	1,102
- , Weighted by Simple Impact Factor	4,187	2,757	1,133	23,228
Number of Citations	4,794	4,520	921	46,645
- , Discounted by Citation Age	55,125	57,056	8,930	568,616
Number of Pages	1,644	832	737	6,967
- , Weighted by Simple Impact Factor	36,481	26,261	10,759	253,971
Number of Downloads	1,063	829	349	8,057

### 3. Results

A priori it is not clear how many archetypoids are reasonable given the seven indicators for each economist. In Figure 1 we show the scree-plot of the RSS, which is used to determine the number of archetypoids to retain using the so-called elbow criterion. Based on the scree-plot we perform an analysis with four potential archetypoids.<sup>3</sup>

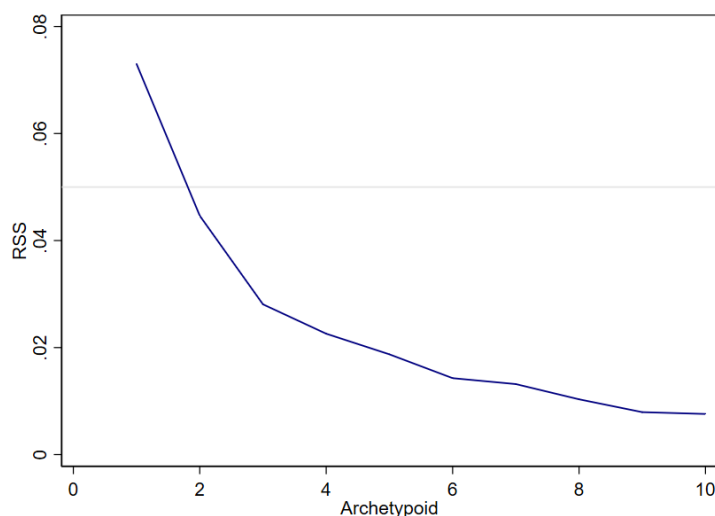
**Figure 1: RSS-plot**

Figure 2 shows the bar-plots representing percentiles for four archetypoids. Bar-plots thereby serves as a different graphical representation of the convex hull. The height of each bar-plot denotes the share of the convex hull relative to the maximum in the category. Hence, the y-axis denotes the relevance of the indicator for the archetype. Table 2 provides additional context for the percentiles shown in Figure 2. The table reports the archetypoid value for each bibliometric

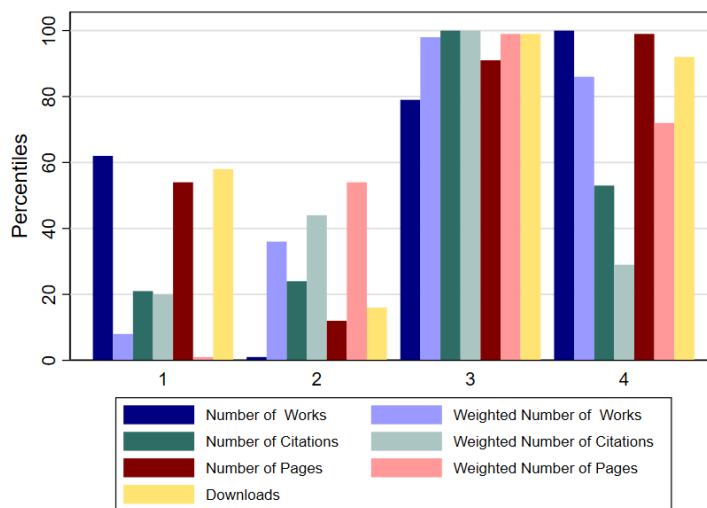
<sup>3</sup> Since a potential flattening can also be detected for 3 and 5 archetypoids we tested how the results change, if a different number of archetypoids is considered. The change mainly affects the performers between the top and low class most. Simply put, if 3 archetypoids are considered, the solid and diligent performer are summed up to one group. If 5 archetypoids are considered, the solid performer is further distinguished into a (relatively) top and low class. The detailed results can be provided by the authors upon request.

indicator, when the reported percentiles are applied to the original dataset. To give an example: while archetypoid 1 published 146 works, archetypoid 2 published 75 articles.

The four archetypoids can be interpreted as follows:

- Archetypoid 1 represents the *low performer* with a relatively high number of working papers and articles, but a relatively low number of citations and downloads as can be seen in Table 2. The weighted impact is the smallest of all archetypoids
- Archetypoid 2 denotes the *solid performer* with a relatively low number of works and downloads compared the first archetypoid. However, the quality-weighted impact of this work is higher.
- Archetypoid 3 represents the *top performer* among the top-level authors, given the other archetypoids. The author performs well across all indicators, even if the indicators are quality-weighted. Table 2 shows that the corresponding values for citations are by far larger than those of the other archetypoids.
- Archetypoid 4 denotes the *diligent performer*, one between the previous two extremes, with a relatively high number of published work. However, compared to archetypoid 3, the quality adjusted indicators are lower as well as the citations and downloads. Still, they are larger than the figures of archetypoid 1 and 2.

Figure 2: Identified archetypoids

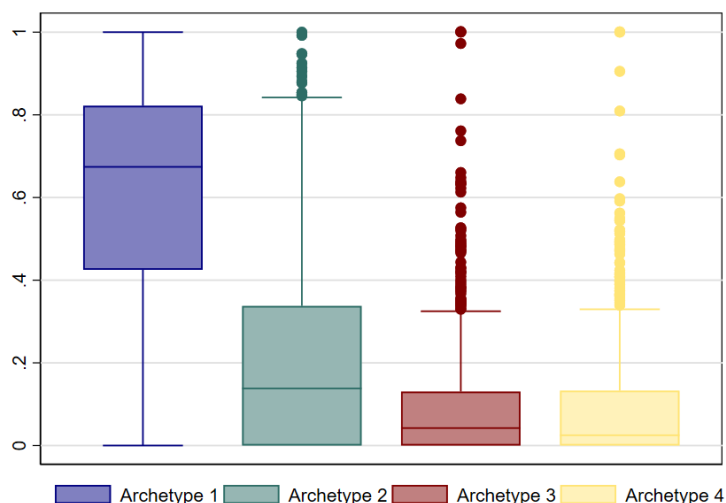


Nevertheless, as we extracted the best economic authors from RePEc, the terminus low performer for the first archetypoid must be interpreted cautiously. Compared to all authors listed in RePEc every author in our sample can be classified as top, nevertheless, compared among each other some perform worse than other ones.

**Table 2: Percentile values for each archetypoid**

	Number of Works	Weighted Number of Works	Number of Citations	Weighted Number of Citations	Number of Pages	Weighted Number of Pages	Downloads
1	146	1,622	1,957	16,972	1,493	11,116	891
2	75	2,791	2,094	30,090	936	30,810	479
3	193	12,374	46,645	568,616	2,664	121,392	4,331
4	1,102	6,393	3,518	21,153	4,973	43,422	2,103

Besides the aggregated analysis it is also possible to look at the relative share of each archetypoid for each author. In practice, percentages of all four archetypoids are allocated to the authors. This implies, that each author is assigned four values, which add up to one. In Figure 3 we show the box-plots for all percentage shares of the four identified archetypoids. It displays that most of the authors in our data set are characterized by Archetype 1, the low performer, as it represents the largest relative shares. In comparison, the Archetype 2, the solid performer, is less frequent. Of particular interest is the third archetypoid, the top performer. As one would suspect, the majority of authors in our sample have a low share of this archetypoid and only some – the true top performers – are assigned a large share of this archetypoid. The share of Archetype 4, the diligent performer, is similarly low.

**Figure 3: Barplots of archetypoid shares allocated to the economists**

In Table 3 we report the top five authors for each archetypoid, i.e. authors with the largest relative share for the respective archetypoid. The values for each author of the sample can be found in the Appendix. A value of 1.000 denotes that the respective author represents the identified archetypoid perfectly. By assumption, this is the case for at least one author for all four archetypoids. Andrei Shleifer, James J. Heckman and Robert J. Barro represent the Archetypoid 3, the top performer. In contrast, Peter Nijkamp and Michael McAleer represent



the forth one, the diligent performer. Five authors represent the low performer, which is plausible since the type is most common among the three archetypoids. Nevertheless, in most cases, authors are a mixture of the four different archetypoids.

**Table 3: Economists top five for each archetypoid**

	Archetypoid	1	2	3	4
Francis Bloch		<b>1.000</b>	0.000	0.000	0.000
Eleonora Patacchini		<b>1.000</b>	0.000	0.000	0.000
William F. Maloney		<b>1.000</b>	0.000	0.000	0.000
Laurent Gobillon		<b>1.000</b>	0.000	0.000	0.000
Xin Meng		<b>1.000</b>	0.000	0.000	0.000
Thomas R. Palfrey		0.000	<b>1.000</b>	0.000	0.000
Debraj Ray		0.000	<b>0.992</b>	0.008	0.000
Larry G. Epstein		0.000	<b>0.948</b>	0.052	0.000
Martin L. Weitzman		0.000	<b>0.947</b>	0.053	0.000
Bruce D. Smith		0.000	<b>0.925</b>	0.000	0.075
Andrei Shleifer		0.000	0.000	<b>1.000</b>	0.000
James J. Heckman		0.000	0.000	<b>1.000</b>	0.000
Robert J. Barro		0.000	0.000	<b>1.000</b>	0.000
Daron Acemoglu		0.000	0.000	<b>0.973</b>	0.028
Jean Tirole		0.000	0.000	<b>0.839</b>	0.162
Peter Nijkamp		0.000	0.000	0.000	<b>1.000</b>
Michael McAleer		0.000	0.000	0.000	<b>1.000</b>
Hans-Werner Sinn		0.000	0.095	0.000	<b>0.905</b>
Mohsen Bahmani-Oskooee		0.191	0.000	0.000	<b>0.809</b>
Bruno S. Frey		0.182	0.000	0.113	<b>0.706</b>

#### 4. Conclusions

In this paper we applied archetypoid analysis to the evaluation of top economists. The approach allows to extract typical characteristics (archetypoids) within a multivariate data set. We evaluate 776 scientists obtained from the RePEc database. We obtained seven bibliometric scores for each author, spanning over various measures of (quality-weighted) number of published work, citations and access statistics. We identified four main archetypoids, which are characterized as low, solid, top and diligent performer. Our focus was on research related indicators and we left out aspects as teaching or acquisition of third-party funding. We leave this for future research.

**Funding:** This research received no external funding.

**Conflicts of Interest:** The authors declare no conflict of interest.

## References

- Bloom, N., Jones, C. I., Van Reenen, J., & Webb, M. (2020). Are ideas getting harder to find? *American Economic Review*, *110*(4), 1104–44.
- Bornmann, L., Butz, A., & Wohlrabe, K. (2018). What are the top five journals in economics? A new meta-ranking. *Applied Economics*, *50*(6), 659–675.
- Chan, B. H., Mitchell, D. A., & Cram, L. E. (2003). Archetypal analysis of galaxy spectra. *Monthly Notices of the Royal Astronomical Society*, *338*(3), 790–795.
- Cutler, A., & Breiman, L. (1994). Archetypal analysis. *Technometrics*, *36*(4), 338–347.
- Feld, S., Werner, M., Schönfeld, M., & Hasler, S. (2015). Archetypes of alternative routes in buildings. In *2015 International Conference on Indoor Positioning and Indoor Navigation (IPIN)* (pp. 1–10). IEEE.
- García-Suaza, A., Otero, J., & Winkelmann, R. (2020). Predicting early career productivity of PhD economists: Does advisor-match matter? *Scientometrics*, *122*(1), 429–449.
- Hinrich, J. L., Bardenfleth, S. E., Røge, R. E., Churchill, N. W., Madsen, K. H., & Mørup, M. (2016). Archetypal analysis for modeling multisubject fMRI data. *IEEE Journal of Selected Topics in Signal Processing*, *10*(7), 1160–1171.
- Meyer, J., & Wohlrabe, K. (2018). Standing on the shoulder of giants: the aspect of free-riding in RePEc rankings. *Applied Economics Letters*, *25*(4), 223–228.
- Moliner, J., & Epifanio, I. (2018). Bivariate functional archetypoid analysis: an application to financial time series. In *Mathematical and Statistical Methods for Actuarial Sciences and Finance* (pp. 473–476). Springer.
- Mørup, M., & Hansen, L. K. (2012). Archetypal analysis for machine learning and data mining. *Neurocomputing*, *80*, 54–63.
- Rath, K., & Wohlrabe, K. (2016). Recent trends in co-authorship in economics: evidence from RePEc. *Applied Economics Letters*, *23*(12), 897–902.
- Seiler, C., & Wohlrabe, K. (2013). Archetypal scientists. *Journal of Informetrics*, *7*(2), 345–356.
- Seth, S., & Eugster, M. J. (2016). Probabilistic archetypal analysis. *Machine learning*, *102*(1), 85–113.

- Sommer, V., & Wohlrabe, K. (2017). Citations, journal ranking and multiple authorships reconsidered: evidence from almost one million articles. *Applied Economics Letters*, 24(11), 809–814.
- Steinschneider, S., & Lall, U. (2015). Daily precipitation and tropical moisture exports across the eastern United States: An application of archetypal analysis to identify spatiotemporal structure. *Journal of Climate*, 28(21), 8585–8602.
- Sun, W., Yang, G., Wu, K., Li, W., & Zhang, D. (2017). Pure endmember extraction using robust kernel archetypoid analysis for hyperspectral imagery. *ISPRS Journal of Photogrammetry and Remote Sensing*, 131, 147–159.
- Vinué, G., & Epifanio, I. (2017). Archetypoid analysis for sports analytics. *Data Mining and Knowledge Discovery*, 31(6), 1643–1677.
- Vinué, Guillermo. (2017). Anthropometry: An R package for analysis of anthropometric data. *Journal of Statistical Software*, 77(6), 1–39.
- Vinué, Guillermo, Epifanio, I., & Alemany, S. (2015). Archetypoids: A new approach to define representative archetypal data. *Computational Statistics & Data Analysis*, 87, 102–115.
- Wohlrabe, K., & Gralka, S. (2020). Using archetypoid analysis to classify institutions and faculties of economics. *Scientometrics*, 123(1), 159–179.
- Zimmermann, C. (2013). Academic rankings with RePEc. *Econometrics*, 1(3), 249–280.

**Appendix**

<b>Archetypoid</b>	<b>1</b>	<b>2</b>	<b>3</b>	<b>4</b>
Abowd, John M	0.612	0.326	0.062	0.000
Acemoglu, Daron	0.000	0.000	0.973	0.028
Acharya, Viral V	0.758	0.112	0.130	0.000
Acs, Zoltan J	0.758	0.000	0.064	0.179
Adamowicz, Wiktor	0.790	0.000	0.000	0.210
Addison, John	0.741	0.037	0.000	0.223
Adrian, Tobias	0.847	0.000	0.153	0.000
Agarwal, Sumit	0.833	0.167	0.000	0.000
Agénor, Pierre-Richard	0.779	0.000	0.021	0.200
Aghion, Philippe	0.000	0.278	0.564	0.157
Aidt, Toke S	0.987	0.013	0.000	0.000
Aizenman, Joshua	0.000	0.596	0.041	0.362
Akerlof, George A	0.484	0.255	0.260	0.000
Alderman, Harold	0.832	0.119	0.000	0.049
Alesina, Alberto	0.512	0.014	0.474	0.000
Alessie, Rob	0.959	0.041	0.000	0.000
Algan, Yann	0.886	0.097	0.016	0.000
Allen, Franklin	0.722	0.006	0.190	0.082
Alm, James	0.690	0.000	0.027	0.283
Andersen, Torben G	0.638	0.224	0.138	0.000
Anderson, James E	0.788	0.037	0.165	0.011
Anderson, Kym	0.477	0.002	0.000	0.521
Anderson, Simon	0.667	0.303	0.010	0.020
Andreoni, James	0.707	0.084	0.209	0.000
Andrews, Donald W K	0.000	0.762	0.238	0.000
Angrist, Joshua D	0.065	0.581	0.354	0.000
Apergis, Nicholas	0.602	0.000	0.000	0.398
Arnott, Richard J	0.424	0.445	0.004	0.127
Arrow, Kenneth J	0.792	0.000	0.174	0.034
Ashenfelter, Orley	0.228	0.679	0.077	0.016
Athey, Susan Carleton	0.825	0.000	0.175	0.000
Atkinson, Anthony Barnes	0.464	0.226	0.136	0.174
Attanasio, Orazio	0.115	0.724	0.099	0.063

Audretsch, David B	0.590	0.000	0.154	0.256
Auerbach, Alan	0.000	0.680	0.119	0.202
Aumann, Robert J	0.815	0.175	0.010	0.000
Autor, David	0.470	0.255	0.275	0.000
Backus, David	0.808	0.121	0.071	0.000
Bagwell, Kyle	0.217	0.777	0.006	0.000
Bahmani-Oskooee, Mohsen	0.191	0.000	0.000	0.809
Bai, Jushan	0.600	0.218	0.183	0.000
Baldwin, Richard	0.728	0.000	0.186	0.086
Ball, Laurence	0.674	0.235	0.092	0.000
Ball, Ray	0.890	0.083	0.027	0.000
Baltagi, Badi H	0.490	0.125	0.085	0.301
Banerjee, Abhijit Vinayak	0.217	0.394	0.344	0.045
Barbier, Edward B	0.797	0.000	0.000	0.203
Bardhan, Pranab K	0.474	0.482	0.023	0.021
Barnett, William Arnold	0.448	0.379	0.000	0.173
Barrett, Christopher B	0.604	0.000	0.016	0.380
Barro, Robert J	0.000	0.000	1.000	0.000
Basu, Kaushik	0.666	0.161	0.019	0.155
Baumol, William J	0.206	0.508	0.090	0.196
Bauwens, Luc	0.872	0.128	0.000	0.000
Bayoumi, Tamim A	0.803	0.144	0.033	0.021
Beaudry, Paul	0.339	0.657	0.004	0.000
Beck, Thorsten	0.602	0.000	0.287	0.111
Becker, Gary S	0.366	0.000	0.634	0.000
Becker, Sascha O	0.907	0.000	0.093	0.000
Beetsma, Roel Maria Wilhelmus Jozef	0.602	0.342	0.000	0.056
Behrens, Kristian	0.926	0.074	0.000	0.000
Behrman, Jere Richard	0.000	0.543	0.043	0.414
Beine, Michel	0.964	0.000	0.013	0.023
Bekaert, Geert	0.106	0.715	0.178	0.000
Benhabib, Jess	0.333	0.505	0.144	0.018
Berg, Gerard J van den	0.506	0.438	0.012	0.044
Bergemann, Dirk	0.413	0.587	0.000	0.000
Berger, Allen N	0.666	0.000	0.324	0.011

Bergh, Jeroen C J M van den	0.766	0.000	0.000	0.234
Bernanke, Ben S	0.361	0.000	0.494	0.144
Bernard, Andrew B	0.782	0.000	0.218	0.000
Bernheim, B Douglas	0.129	0.731	0.140	0.000
Bertola, Giuseppe	0.498	0.372	0.003	0.126
Besley, Timothy J	0.000	0.552	0.325	0.123
Biais, Bruno R	0.528	0.472	0.000	0.000
Bisin, Alberto	0.677	0.321	0.002	0.000
Black, Dan A	0.840	0.156	0.004	0.000
Blanchard, Olivier J	0.037	0.204	0.623	0.136
Blanchflower, David G	0.818	0.075	0.101	0.006
Blank, Rebecca M	0.741	0.253	0.006	0.000
Blinder, Alan S	0.271	0.534	0.137	0.058
Bloch, Francis	1.000	0.000	0.000	0.000
Blonigen, Bruce A	0.877	0.103	0.020	0.000
Bloom, David	0.752	0.000	0.121	0.127
Bloom, Nicholas	0.664	0.011	0.313	0.011
Blundell, Richard	0.000	0.299	0.527	0.174
Boadway, Robin W	0.423	0.328	0.000	0.249
Boeri, Tito	0.809	0.155	0.014	0.021
Boldrin, Michele	0.803	0.176	0.021	0.000
Bollerslev, Tim	0.534	0.000	0.466	0.000
Bolton, Patrick	0.467	0.479	0.054	0.000
Booth, Alison Lee	0.834	0.057	0.058	0.050
Bordo, Michael David	0.250	0.316	0.083	0.351
Borjas, George	0.478	0.334	0.188	0.000
Boucekkine, Raouf	0.846	0.033	0.000	0.121
Bound, John	0.736	0.166	0.098	0.000
Bourguignon, François J	0.680	0.092	0.045	0.184
Brock, William A	0.232	0.608	0.089	0.071
Browning, Martin James	0.255	0.692	0.053	0.000
Brueckner, Jan K	0.609	0.163	0.050	0.178
Brunello, Giorgio	0.785	0.108	0.000	0.107
Brunnermeier, Markus K	0.836	0.000	0.164	0.000
Buch, Claudia M	0.824	0.000	0.000	0.176

Buchanan, James M	0.785	0.051	0.000	0.164
Buiter, Willem Hendrik	0.240	0.554	0.000	0.205
Bullard, James	0.690	0.000	0.000	0.310
Bulte, Erwin	0.789	0.060	0.000	0.151
Burda, Michael Christopher	0.941	0.059	0.000	0.000
Burgess, Simon	0.803	0.164	0.000	0.033
Caballero, Ricardo J	0.000	0.832	0.168	0.000
Cabral, Luis M B	0.965	0.035	0.000	0.000
Cahuc, Pierre	0.655	0.225	0.026	0.094
Calomiris, Charles W	0.571	0.352	0.023	0.054
Calvo, Guillermo A	0.590	0.000	0.356	0.055
Campbell, John Y	0.000	0.367	0.633	0.000
Canning, David	0.944	0.000	0.035	0.021
Canova, Fabio	0.544	0.376	0.072	0.009
Card, David E	0.000	0.392	0.520	0.088
Carlsson, Fredrik	0.952	0.000	0.010	0.038
Carlstrom, Charles T	0.896	0.104	0.000	0.000
Carter, Michael R	0.951	0.000	0.000	0.049
Case, Anne	0.618	0.300	0.082	0.000
Cason, Timothy	0.621	0.367	0.000	0.012
Cecchetti, Stephen	0.649	0.294	0.057	0.000
Chari, Varadarajan	0.425	0.477	0.098	0.000
Charness, Gary	0.504	0.304	0.133	0.059
Chatterjee, Satyajit	0.862	0.138	0.000	0.000
Chavas, Jean-Paul	0.644	0.044	0.000	0.312
Checchi, Daniele	0.907	0.048	0.000	0.045
Chernozhukov, Victor	0.386	0.522	0.069	0.023
Cheung, Yin-Wong	0.677	0.161	0.037	0.124
Chiappori, Pierre	0.096	0.846	0.058	0.000
Chiarella, Carl	0.689	0.000	0.000	0.311
Chinn, Menzie	0.658	0.184	0.088	0.070
Chiswick, Barry R	0.750	0.104	0.046	0.100
Chong, Alberto	0.861	0.013	0.000	0.125
Christiano, Lawrence J	0.470	0.155	0.375	0.000
Claessens, Stijn	0.591	0.000	0.190	0.219



Clark, Andrew	0.826	0.000	0.128	0.045
Clark, Todd	0.889	0.065	0.046	0.000
Clemens, Michael A	0.999	0.000	0.001	0.000
Cobb-Clark, Deborah A	0.930	0.001	0.000	0.069
Cochrane, John H	0.262	0.619	0.120	0.000
Collard, Fabrice	0.813	0.187	0.000	0.000
Combes, Pierre-Philippe	0.958	0.000	0.042	0.000
Cooper, Russell	0.407	0.563	0.030	0.000
Corneo, Giacomo	0.990	0.010	0.000	0.000
Corsetti, Giancarlo	0.261	0.280	0.062	0.396
Cowell, Frank Alan	0.867	0.097	0.000	0.037
Crafts, Nicholas	0.768	0.000	0.012	0.220
Cramton, Peter	0.672	0.280	0.000	0.048
Cremer, Helmuth	0.382	0.356	0.000	0.262
Croix, David de la	0.487	0.453	0.000	0.060
Cropper, Maureen L	0.736	0.263	0.001	0.000
Crossley, Thomas F	0.909	0.091	0.000	0.000
Cukierman, Alex	0.401	0.565	0.026	0.008
Cull, Robert	0.887	0.113	0.000	0.000
Cumming, Douglas J	0.759	0.102	0.000	0.139
Cummins, John David	0.797	0.194	0.000	0.010
Currie, Janet	0.000	0.781	0.150	0.069
Cutler, David M	0.452	0.473	0.076	0.000
Danthine, Jean-Pierre	0.915	0.085	0.000	0.000
David, Paul A	0.845	0.048	0.038	0.069
Davies, Ronald	0.998	0.001	0.001	0.000
Davis, Steven J	0.613	0.270	0.117	0.000
Deardorff, Alan V	0.767	0.100	0.014	0.119
Deaton, Angus S	0.000	0.654	0.322	0.024
Degryse, Hans	0.880	0.120	0.000	0.000
Deininger, Klaus W	0.776	0.000	0.048	0.176
Dellas, Harris	0.779	0.221	0.000	0.000
Demirguc-Kunt, Asli	0.409	0.000	0.382	0.208
Dercon, Stefan	0.853	0.004	0.047	0.097
Devereux, Michael B	0.294	0.485	0.074	0.148

Devereux, Michael P	0.631	0.124	0.021	0.224
Dewatripont, Mathias	0.433	0.526	0.037	0.004
Diamond, Peter A	0.000	0.794	0.185	0.021
Diebold, Francis X	0.497	0.113	0.390	0.000
Diewert, Walter Erwin	0.501	0.184	0.080	0.235
Dijk, Dick van	0.842	0.078	0.006	0.073
Dionne, Georges	0.612	0.089	0.000	0.299
Dixit, Avinash Kamalakar	0.293	0.471	0.236	0.000
Djankov, Simeon	0.633	0.200	0.166	0.000
Docquier, Frédéric	0.813	0.000	0.051	0.136
Dolado, Juan J	0.815	0.096	0.022	0.067
Dolton, Peter John	0.928	0.072	0.000	0.000
Doorslaer, Eddy K A Van	0.930	0.026	0.019	0.026
Dornbusch, Rüdiger	0.206	0.550	0.103	0.140
Dosi, Giovanni	0.588	0.000	0.126	0.286
Dreher, Axel	0.746	0.000	0.067	0.188
Duclos, Jean-Yves	0.871	0.093	0.000	0.037
Duffie, Darrell	0.000	0.893	0.107	0.000
Duffy, John	0.690	0.310	0.000	0.000
Duflo, Esther	0.698	0.000	0.302	0.000
Duranton, Gilles	0.802	0.067	0.100	0.031
Durlauf, Steven N	0.440	0.444	0.116	0.000
Dustmann, Christian	0.370	0.350	0.171	0.109
Easterly, William	0.407	0.378	0.215	0.000
Eaton, Jonathan	0.532	0.303	0.165	0.000
Eckel, Catherine C	0.891	0.074	0.035	0.000
Edwards, Sebastian	0.344	0.330	0.097	0.230
Egger, Peter H	0.327	0.085	0.067	0.521
Ehrmann, Michael	0.812	0.143	0.045	0.000
Eichenbaum, Martin	0.185	0.448	0.367	0.000
Eichengreen, Barry Julian	0.000	0.000	0.297	0.703
Enders, Walter	0.927	0.065	0.000	0.008
Engel, Charles	0.555	0.307	0.138	0.000
Epstein, Larry G	0.000	0.948	0.052	0.000
Ermisch, John	0.943	0.057	0.000	0.000

Estache, Antonio	0.823	0.000	0.000	0.177
Evans, George William	0.466	0.509	0.000	0.025
Evans, Martin	0.761	0.239	0.000	0.000
Fafchamps, Marcel	0.124	0.579	0.018	0.279
Faff, Robert William	0.513	0.000	0.000	0.487
Fairlie, Robert W	0.825	0.175	0.000	0.000
Falk, Armin	0.769	0.000	0.227	0.004
Farhi, Emmanuel	0.190	0.753	0.057	0.000
Farmer, Roger E A	0.746	0.218	0.036	0.000
Farrell, Joseph	0.725	0.212	0.063	0.000
Favero, Carlo	0.790	0.168	0.032	0.011
Feenstra, Robert C	0.352	0.343	0.241	0.063
Fehr, Ernst	0.421	0.150	0.381	0.048
Felbermayr, Gabriel J	0.805	0.000	0.028	0.167
Feld, Lars P	0.761	0.000	0.000	0.239
Feldstein, Martin S	0.000	0.281	0.346	0.374
Fernandez-Villaverde, Jesus	0.918	0.000	0.082	0.000
Figlio, David	0.908	0.092	0.000	0.000
Fischer, Carolyn	0.978	0.022	0.000	0.000
Fisman, Raymond	0.744	0.201	0.055	0.000
Fitzenberger, Bernd	0.914	0.034	0.000	0.052
Fletcher, Jason	0.936	0.012	0.000	0.053
Fontagné, Lionel	0.799	0.000	0.000	0.201
Fortin, Bernard	0.934	0.066	0.000	0.000
Francesconi, Marco	0.839	0.161	0.000	0.000
Francois, Joseph Francis	0.834	0.000	0.040	0.126
Frankel, Jeffrey Alexander	0.205	0.158	0.345	0.292
Franses, Philip Hans	0.403	0.000	0.000	0.597
Fratzscher, Marcel	0.539	0.203	0.067	0.191
Freeman, Richard B	0.000	0.495	0.159	0.346
Frey, Bruno S	0.182	0.000	0.113	0.706
Friedman, Milton	0.739	0.000	0.176	0.086
Frijters, Paul	0.917	0.019	0.036	0.029
Fudenberg, Drew	0.000	0.675	0.272	0.053
Fuest, Clemens	0.609	0.000	0.000	0.391

Fuhrer, Jeffrey C	0.974	0.008	0.018	0.000
Fujita, Masahisa	0.884	0.098	0.008	0.011
Fullerton, Don	0.563	0.386	0.014	0.037
Furceri, Davide	0.920	0.000	0.029	0.051
Gabaix, Xavier	0.272	0.654	0.075	0.000
Gabszewicz, Jean	0.897	0.036	0.000	0.067
Gächter, Simon	0.911	0.000	0.089	0.000
Gale, Douglas	0.326	0.588	0.086	0.000
Galiani, Sebastian	0.817	0.045	0.042	0.095
Gallegati, Mauro	0.751	0.000	0.000	0.249
Galor, Oded	0.571	0.000	0.429	0.000
Gambacorta, Leonardo	0.938	0.000	0.062	0.000
Gans, Joshua	0.830	0.000	0.036	0.134
Gerlach, Stefan	0.937	0.057	0.006	0.000
Geroski, Paul A	0.987	0.000	0.013	0.000
Gersbach, Hans	0.499	0.188	0.000	0.313
Gertler, Mark L	0.366	0.000	0.634	0.000
Gertler, Paul	0.791	0.195	0.014	0.000
Geweke, John	0.638	0.327	0.035	0.000
Ghosh, Atish	0.904	0.068	0.028	0.000
Gibson, John	0.723	0.000	0.004	0.273
Gilboa, Itzhak	0.547	0.430	0.015	0.009
Ginsburgh, Victor A	0.724	0.000	0.000	0.276
Girma, Sourafel	0.955	0.033	0.000	0.012
Glaeser, Edward Ludwig	0.521	0.062	0.417	0.000
Glewwe, Paul William	0.834	0.068	0.037	0.061
Glick, Reuven	0.809	0.147	0.007	0.037
Gneezy, Uri	0.759	0.082	0.159	0.000
Gobillon, Laurent	1.000	0.000	0.000	0.000
Goeree, Jacob K	0.690	0.310	0.000	0.000
Goetzmann, William N	0.619	0.293	0.058	0.030
Goldberg, Linda S	0.855	0.074	0.071	0.000
Goldin, Claudia	0.169	0.766	0.066	0.000
Gollier, Christian	0.540	0.302	0.000	0.159
Gordon, Robert J	0.000	0.914	0.022	0.064

Gordon, Roger H	0.616	0.356	0.028	0.000
Görg, Holger	0.907	0.019	0.018	0.056
Gorodnichenko, Yuriy	0.673	0.189	0.139	0.000
Gorton, Gary	0.629	0.264	0.107	0.000
Gourieroux, Christian S	0.000	0.670	0.000	0.330
Granger, Clive W J	0.529	0.000	0.444	0.027
Grauwe, Paul De	0.811	0.000	0.016	0.173
Greenaway, Sir David	0.727	0.164	0.006	0.103
Greene, William H	0.799	0.000	0.055	0.146
Greenwood, Jeremy	0.370	0.447	0.184	0.000
Gregg, Paul	0.925	0.065	0.000	0.010
Gregorio, Jose De	0.925	0.000	0.054	0.022
Griffith, Rachel	0.719	0.166	0.115	0.000
Griliches, Zvi	0.646	0.009	0.345	0.000
Gropp, Reint Eberhard	0.913	0.063	0.000	0.024
Grossman, Gene	0.537	0.174	0.290	0.000
Grossman, Michael	0.760	0.117	0.116	0.007
Guidolin, Massimo	0.864	0.018	0.007	0.111
Guiso, Luigi	0.348	0.429	0.181	0.041
Güth, Werner	0.587	0.000	0.000	0.413
Gyourko, Joseph	0.748	0.214	0.038	0.000
Haan, Jakob de	0.506	0.000	0.088	0.406
Hagen, Juergen von	0.752	0.083	0.014	0.151
Hall, Bronwyn Hughes	0.772	0.000	0.226	0.002
Hall, Robert Ernest	0.043	0.699	0.259	0.000
Hall, Stephen George	0.795	0.000	0.000	0.205
Hallin, Marc	0.851	0.000	0.000	0.149
Haltiwanger, John	0.078	0.527	0.310	0.084
Hamermesh, Daniel	0.109	0.667	0.081	0.142
Hamilton, James	0.678	0.036	0.286	0.000
Hanemann, Michael	0.969	0.000	0.031	0.000
Hanley, Nick	0.636	0.000	0.000	0.364
Hansen, Lars Peter	0.126	0.601	0.273	0.000
Hanson, Gordon	0.510	0.278	0.213	0.000
Hanushek, Eric A	0.189	0.579	0.126	0.106

Härdle, Wolfgang Karl	0.529	0.000	0.000	0.471
Harhoff, Dietmar	0.968	0.000	0.032	0.000
Harrison, Glenn W	0.456	0.360	0.055	0.128
Hart, Oliver D	0.707	0.007	0.286	0.000
Harvey, Andrew C	0.908	0.000	0.075	0.017
Harvey, Campbell R	0.210	0.510	0.281	0.000
Hasan, Iftexhar	0.381	0.189	0.006	0.424
Haskel, Jonathan E	0.961	0.000	0.026	0.014
Hatton, Timothy James	0.757	0.173	0.000	0.070
Hausman, Jerry A	0.321	0.328	0.351	0.000
Hausmann, Ricardo	0.863	0.000	0.114	0.023
Heal, Geoffrey	0.706	0.221	0.000	0.072
Heckman, James J	0.000	0.000	1.000	0.000
Helliwell, John F	0.748	0.136	0.011	0.105
Hellwig, Martin F	0.622	0.281	0.020	0.078
Helpman, Elhanan	0.000	0.519	0.481	0.000
Henderson, J Vernon	0.445	0.338	0.149	0.068
Hendry, David F	0.073	0.640	0.058	0.229
Hensher, David A	0.508	0.000	0.000	0.492
Hertel, Thomas Warren	0.633	0.000	0.000	0.367
Hirshleifer, David	0.275	0.650	0.075	0.000
Hoddinott, John	0.875	0.000	0.020	0.105
Hoekman, Bernard	0.686	0.014	0.000	0.300
Holt, Charles A	0.716	0.201	0.062	0.021
Hommes, Cars	0.769	0.093	0.045	0.093
Honkapohja, Seppo Mikko Sakari	0.493	0.269	0.000	0.239
Honohan, Patrick	0.965	0.000	0.000	0.035
Houser, Daniel	0.955	0.045	0.000	0.000
Howitt, Peter	0.501	0.328	0.171	0.000
Hsiao, Cheng	0.488	0.436	0.000	0.076
Huang, Jikun	0.592	0.000	0.000	0.408
Hubbard, Robert Glenn	0.738	0.137	0.125	0.000
Huck, Steffen	0.822	0.142	0.000	0.035
Huizinga, Harry P	0.772	0.159	0.059	0.010
Hutchison, Michael Mercier	0.792	0.145	0.000	0.063

II, Robert F Engle	0.352	0.000	0.648	0.000
Imbens, Guido	0.250	0.452	0.298	0.000
Irwin, Douglas A	0.811	0.163	0.006	0.021
Ito, Takatoshi	0.384	0.330	0.000	0.286
Jackson, Matthew O	0.000	0.853	0.067	0.080
Jaffe, Adam	0.796	0.000	0.204	0.000
Janvry, Alain de	0.688	0.100	0.000	0.212
Jappelli, Tullio	0.716	0.063	0.154	0.067
Jarrow, Robert A	0.427	0.395	0.014	0.164
Jeanne, Olivier	0.829	0.129	0.042	0.000
Jenkins, Stephen P	0.694	0.000	0.101	0.205
Johannesson, Magnus	0.717	0.186	0.026	0.071
Johansen, Soren	0.715	0.000	0.285	0.000
Johnson, Simon	0.718	0.006	0.276	0.000
Jones, Andrew Michael	0.856	0.000	0.001	0.143
Jorda, Oscar	0.934	0.000	0.066	0.000
Joskow, Paul	0.423	0.549	0.009	0.020
Jovanovic, Boyan	0.264	0.561	0.175	0.000
Jr, James R Hines	0.627	0.322	0.052	0.000
Jr, Robert E Lucas	0.425	0.000	0.575	0.000
Judd, Kenneth L	0.564	0.365	0.070	0.000
Jullien, Bruno	0.800	0.177	0.018	0.005
Kaestner, Robert John	0.704	0.238	0.000	0.058
Kahn, Charles Milton	0.737	0.257	0.006	0.000
Kahn, Lawrence	0.515	0.456	0.024	0.004
Kahn, Matthew E	0.668	0.052	0.119	0.160
Kanbur, Ravi	0.617	0.000	0.044	0.340
Kapteyn, Arie	0.634	0.304	0.000	0.062
Karlan, Dean S	0.554	0.386	0.059	0.000
Kashyap, Anil K	0.542	0.344	0.113	0.000
Katz, Lawrence F	0.000	0.661	0.339	0.000
Keane, Michael P	0.000	0.827	0.107	0.066
Keen, Michael	0.710	0.160	0.062	0.068
Kehoe, Patrick	0.046	0.719	0.235	0.000
Kehoe, Timothy J	0.398	0.557	0.045	0.000

Kerr, William	0.674	0.246	0.072	0.007
Khan, Mohsin	0.721	0.239	0.000	0.039
Kilian, Lutz	0.637	0.000	0.271	0.092
King, Robert G	0.677	0.000	0.323	0.000
Kirman, Alan	0.799	0.185	0.000	0.016
Klapper, Leora F	0.944	0.000	0.056	0.000
Knack, Stephen	0.940	0.000	0.060	0.000
Knight, John B	0.789	0.094	0.000	0.117
Knittel, Christopher R	0.814	0.186	0.000	0.000
Kocher, Martin Georg	0.959	0.027	0.014	0.000
Kocherlakota, Narayana	0.646	0.253	0.027	0.073
Konrad, Kai A	0.560	0.224	0.000	0.216
Koop, Gary	0.530	0.240	0.098	0.132
Koopman, Siem Jan	0.617	0.257	0.000	0.126
Kose, Ayhan	0.844	0.000	0.144	0.013
Kotlikoff, Laurence J	0.000	0.783	0.052	0.165
Kraay, Aart	0.875	0.000	0.125	0.000
Kramarz, Francis	0.612	0.331	0.057	0.000
Krueger, Alan B	0.030	0.386	0.498	0.087
Krugman, Paul R	0.476	0.000	0.508	0.017
Krusell, Per	0.756	0.155	0.089	0.000
Kumbhakar, Subal C	0.449	0.261	0.000	0.290
Laeven, Luc	0.658	0.000	0.273	0.070
Laffont, Jean-Jacques	0.000	0.627	0.138	0.234
Laibson, David Isaac	0.099	0.790	0.111	0.000
Lane, Philip Richard	0.729	0.000	0.185	0.087
Lang, Kevin	0.630	0.359	0.012	0.000
Larch, Mario	0.933	0.000	0.026	0.041
Lavy, Victor Chaim	0.515	0.470	0.015	0.000
Laxton, Douglas Michael	0.953	0.022	0.019	0.005
Lazear, Edward	0.734	0.094	0.172	0.000
Leamer, Edward E	0.575	0.384	0.041	0.000
Lechner, Michael	0.779	0.000	0.055	0.166
Lederman, Daniel	0.972	0.000	0.000	0.028
Lee, Jong-Wha	0.815	0.000	0.128	0.057



Lee, Lung-Fei	0.000	0.848	0.015	0.137
Lee, Ronald Demos	0.956	0.044	0.000	0.000
Leeper, Eric	0.835	0.047	0.118	0.000
Lemieux, Thomas	0.673	0.162	0.165	0.000
Lerner, Josh	0.404	0.432	0.127	0.037
Levin, Andrew Theo	0.865	0.000	0.135	0.000
Levine, David Knudsen	0.000	0.774	0.110	0.116
Levine, Paul Leslie	0.770	0.005	0.015	0.210
Levine, Ross	0.312	0.000	0.661	0.028
Levitt, Steven	0.203	0.675	0.122	0.000
Lewbel, Arthur	0.316	0.670	0.014	0.000
Licandro, Omar	0.994	0.006	0.000	0.000
Lichtenberg, Frank	0.748	0.204	0.000	0.049
Lin, Justin Yifu	0.961	0.000	0.000	0.039
Link, Albert N	0.771	0.000	0.000	0.229
Linton, Oliver Bruce	0.000	0.842	0.000	0.158
List, John	0.000	0.000	0.525	0.475
Lo, Andrew W	0.444	0.480	0.076	0.000
Loayza, Norman V	0.815	0.000	0.144	0.041
Lockwood, Ben	0.755	0.245	0.000	0.000
Loewenstein, George	0.533	0.380	0.087	0.000
Long, Ngo Van	0.419	0.215	0.000	0.366
Lopez, Ramon E	0.966	0.000	0.000	0.034
Lopez-Salido, David	0.832	0.120	0.048	0.000
Loungani, Prakash	0.956	0.000	0.016	0.028
Lovell, C Knox	0.853	0.020	0.082	0.044
Lucas, Andre	0.763	0.196	0.000	0.041
Lusardi, Annamaria	0.869	0.000	0.131	0.000
Lusk, Jayson L	0.640	0.000	0.000	0.360
Lütkepohl, Helmut	0.805	0.078	0.029	0.087
MacDonald, Ronald	0.539	0.182	0.000	0.278
Machin, Stephen	0.435	0.130	0.154	0.280
MacKinnon, James	0.777	0.000	0.190	0.033
Mairesse, Jacques	0.782	0.013	0.066	0.140
Maloney, William F	1.000	0.000	0.000	0.000

Mankiw, N Gregory	0.232	0.348	0.420	0.000
Manning, Alan	0.709	0.108	0.108	0.075
Manski, Charles F	0.007	0.854	0.097	0.043
Marcellino, Massimiliano	0.722	0.003	0.088	0.186
Markusen, James R	0.642	0.177	0.181	0.000
Martimort, David	0.169	0.732	0.000	0.099
Martin, Philippe	0.880	0.064	0.057	0.000
Martin, Will J	0.822	0.000	0.000	0.178
Martinez-Vazquez, Jorge	0.775	0.000	0.000	0.225
Maskin, Eric S	0.000	0.881	0.119	0.000
Maskus, Keith E	0.904	0.000	0.032	0.064
Matsuyama, Kiminori	0.584	0.416	0.000	0.000
Mattoo, Aaditya	0.881	0.000	0.005	0.114
Maurin, Eric	0.901	0.099	0.000	0.000
Mayer, Thierry	0.860	0.000	0.140	0.000
McAdam, Peter	0.939	0.059	0.000	0.002
McAfee, Randolph Preston	0.548	0.406	0.046	0.000
McAleer, Michael	0.000	0.000	0.000	1.000
McAndrews, James Joseph	0.994	0.006	0.000	0.000
McCallum, Bennett	0.153	0.699	0.063	0.086
McFadden, Daniel L	0.806	0.005	0.166	0.023
McGrattan, Ellen R	0.684	0.214	0.102	0.000
McKenzie, David	0.515	0.090	0.148	0.247
McKibbin, Warwick J	0.845	0.000	0.000	0.155
Meghir, Costas	0.300	0.525	0.175	0.000
Melo, Jaime A P de	0.605	0.195	0.000	0.200
Meltzer, Allan H	0.067	0.797	0.000	0.136
Mendelsohn, Robert Owen	0.818	0.073	0.005	0.104
Mendoza, Enrique G	0.576	0.238	0.153	0.032
Meng, Xin	1.000	0.000	0.000	0.000
Menkhoff, Lukas	0.778	0.050	0.000	0.172
Mester, Loretta J	0.874	0.019	0.018	0.088
Metcalf, Gilbert	0.794	0.206	0.000	0.000
Miguel, Edward Andrew	0.384	0.562	0.054	0.000
Milanovic, Branko	0.982	0.000	0.004	0.014

Milgrom, Paul	0.565	0.082	0.353	0.000
Miller, Paul W	0.841	0.000	0.000	0.159
Miller, Stephen M	0.744	0.000	0.000	0.256
Milligan, Kevin	0.938	0.062	0.000	0.000
Mishkin, Frederic	0.404	0.228	0.213	0.155
Mitchell, Olivia S	0.518	0.151	0.077	0.254
Modigliani, Franco	0.716	0.261	0.023	0.000
Mody, Ashoka	0.797	0.178	0.025	0.000
Moffitt, Robert	0.253	0.613	0.062	0.072
Monfort, Alain	0.453	0.524	0.000	0.023
Montiel, Peter J	0.828	0.160	0.000	0.012
Mookherjee, Dilip	0.121	0.850	0.000	0.029
Morck, Randall Karl	0.676	0.220	0.104	0.000
Moretti, Enrico	0.497	0.386	0.117	0.000
Morris, Stephen	0.025	0.905	0.059	0.011
Muellbauer, John	0.777	0.100	0.081	0.043
Myerson, Roger B	0.567	0.356	0.077	0.000
Narayan, Paresch Kumar	0.702	0.000	0.013	0.285
Neary, J Peter	0.508	0.389	0.052	0.050
Nelson, Charles R	0.782	0.085	0.133	0.000
Nelson, Richard R	0.790	0.094	0.116	0.000
Nerlove, Marc	0.704	0.296	0.000	0.000
Neumark, David	0.000	0.540	0.142	0.318
Newbery, David M	0.487	0.318	0.020	0.175
Newell, Richard G	0.931	0.027	0.042	0.000
Newey, Whitney	0.249	0.422	0.330	0.000
Ng, Serena	0.442	0.429	0.129	0.000
Nickell, Stephen John	0.420	0.396	0.184	0.000
Nijkamp, Peter	0.000	0.000	0.000	1.000
Nordhaus, William D	0.604	0.000	0.248	0.148
Noussair, Charles	0.655	0.322	0.000	0.024
Oates, Wallace E	0.903	0.000	0.097	0.000
Obstfeld, Maurice	0.000	0.572	0.383	0.045
Ockenfels, Axel	0.965	0.000	0.035	0.000
Ohanian, Lee Edward	0.708	0.252	0.040	0.000

Olarreaga, Marcelo	0.875	0.106	0.000	0.019
Ongena, Steven	0.676	0.180	0.062	0.082
Oosterbeek, Hessel	0.779	0.220	0.001	0.000
ORourke, Kevin Hjortshøj	0.867	0.000	0.056	0.077
Orphanides, Athanasios	0.693	0.223	0.084	0.000
Ostry, Jonathan David	0.892	0.000	0.081	0.027
Oswald, Andrew J	0.604	0.092	0.238	0.067
Ottaviano, Gianmarco I P	0.681	0.000	0.205	0.114
Ours, Jan van	0.591	0.188	0.020	0.201
Overman, Henry G	0.954	0.000	0.046	0.000
Pagan, Adrian Rodney	0.770	0.000	0.181	0.049
Pagano, Marco	0.471	0.388	0.142	0.000
Pakes, Ariel	0.420	0.397	0.183	0.000
Palfrey, Thomas R	0.000	1.000	0.000	0.000
Palma, André Jean-Louis de	0.576	0.017	0.007	0.401
Panagariya, Arvind	0.766	0.158	0.000	0.076
Panizza, Ugo	0.791	0.000	0.131	0.079
Papageorgiou, Chris	0.909	0.091	0.000	0.000
Parry, Ian	0.699	0.262	0.015	0.024
Partridge, Mark D	0.768	0.000	0.000	0.232
Patacchini, Eleonora	1.000	0.000	0.000	0.000
Peichl, Andreas	0.776	0.000	0.000	0.224
Peracchi, Franco	0.972	0.028	0.000	0.000
Peri, Giovanni	0.695	0.000	0.162	0.143
Perron, Pierre	0.121	0.581	0.298	0.000
Persson, Torsten	0.295	0.542	0.163	0.000
Pesaran, M Hashem	0.033	0.000	0.613	0.354
Pestieau, Pierre	0.070	0.292	0.000	0.638
Peydro, Jose-Luis	0.911	0.000	0.089	0.000
Pfaffermayr, Michael	0.888	0.000	0.000	0.112
Phelps, Edmund S	0.506	0.451	0.002	0.041
Phillips, Peter C B	0.000	0.000	0.488	0.513
Piketty, Thomas	0.491	0.420	0.089	0.000
Pindyck, Robert S	0.562	0.321	0.117	0.000
Pissarides, Christopher A	0.822	0.000	0.178	0.000

Pizer, William A	0.990	0.002	0.008	0.000
Ploeg, Frederick (Rick) van der	0.377	0.302	0.015	0.305
Polachek, Solomon William	0.968	0.031	0.001	0.000
Pollak, Robert A	0.527	0.448	0.025	0.000
Portes, Richard	0.887	0.113	0.000	0.000
Poterba, James	0.000	0.659	0.220	0.121
Potter, Simon	0.977	0.000	0.023	0.000
Prasad, Eswar	0.769	0.163	0.068	0.000
Prescott, Edward C	0.437	0.090	0.473	0.000
Pritchett, Lant	0.883	0.000	0.090	0.027
Propper, Carol	0.684	0.246	0.000	0.071
Putterman, Louis	0.333	0.575	0.000	0.092
Quiggin, John C	0.529	0.000	0.000	0.471
Quigley, John M	0.539	0.295	0.010	0.156
Quisumbing, Agnes Reynes	0.871	0.000	0.000	0.129
Racine, Jeffrey Scott	0.848	0.152	0.000	0.000
Rajan, Raghuram G	0.055	0.524	0.421	0.000
Rapoport, Hillel	0.888	0.000	0.078	0.034
Ratti, Ronald A	0.979	0.000	0.021	0.000
Ravallion, Martin	0.225	0.087	0.246	0.442
Ray, Debraj	0.000	0.992	0.008	0.000
Razin, Assaf	0.000	0.667	0.040	0.293
Rebelo, Sergio T	0.500	0.223	0.278	0.000
Redding, Stephen James	0.500	0.291	0.209	0.000
Reenen, John Michael van	0.311	0.034	0.401	0.254
Reichlin, Lucrezia	0.824	0.000	0.176	0.000
Reinhart, Carmen M	0.361	0.000	0.639	0.000
Renneboog, Luc	0.830	0.000	0.031	0.140
Rey, Patrick	0.702	0.264	0.034	0.000
Rietveld, Piet	0.455	0.000	0.000	0.545
Ríos-Rull, José-Víctor	0.584	0.353	0.063	0.000
Robin, Jean-Marc	0.565	0.435	0.000	0.000
Robinson, James Alan	0.519	0.170	0.311	0.000
Robinson, Sherman	0.742	0.000	0.000	0.258
Rochet, Jean Charles	0.334	0.449	0.102	0.115

Rodrik, Dani	0.457	0.000	0.430	0.113
Roemer, John	0.430	0.407	0.000	0.163
Rogerson, Richard	0.361	0.435	0.195	0.008
Rogoff, Kenneth S	0.130	0.132	0.737	0.000
Roland, Gérard	0.632	0.306	0.062	0.000
Rose, Andrew Kenan	0.426	0.161	0.300	0.112
Rosen, Harvey	0.626	0.271	0.103	0.000
Rosen, Sherwin	0.642	0.163	0.195	0.000
Rosengren, Eric	0.868	0.000	0.008	0.123
Rosenzweig, Mark R	0.000	0.798	0.179	0.024
Ross, Stephen	0.895	0.103	0.000	0.002
Ross, Stephen A	0.684	0.061	0.255	0.000
Rotemberg, Julio J	0.308	0.544	0.147	0.000
Roth, Alvin E	0.000	0.831	0.124	0.044
Rousseau, Peter	0.807	0.193	0.000	0.000
Rozelle, Scott	0.592	0.109	0.000	0.300
Rubinstein, Ariel	0.589	0.336	0.075	0.000
Rudebusch, Glenn D	0.708	0.127	0.161	0.004
Ruhm, Christopher	0.706	0.251	0.043	0.000
Sadoulet, Elisabeth	0.730	0.154	0.000	0.117
Saez, Emmanuel	0.000	0.801	0.199	0.000
Saggi, Kamal	0.764	0.216	0.000	0.020
Saint-Paul, Gilles	0.068	0.438	0.000	0.495
Salvanes, Kjell G	0.699	0.251	0.046	0.004
Samuelson, Paul A	0.000	0.688	0.123	0.188
Sandler, Todd	0.323	0.302	0.000	0.375
Sapir, Andre	0.831	0.000	0.000	0.169
Sappington, David E M	0.257	0.612	0.000	0.131
Sargent, Thomas J	0.000	0.198	0.482	0.320
Sarno, Lucio	0.465	0.454	0.048	0.033
Scheinkman, Jose Alexandre	0.165	0.729	0.106	0.000
Schiantarelli, Fabio	0.888	0.099	0.014	0.000
Schmalensee, Richard	0.420	0.488	0.042	0.050
Schmeidler, David	0.460	0.490	0.049	0.000
Schmidt, Peter	0.585	0.250	0.165	0.000

Schmidt-Hebbel, Klaus	0.889	0.000	0.001	0.110
Schmitz, Patrick W	0.940	0.058	0.001	0.000
Schmukler, Sergio Luis	0.760	0.183	0.025	0.032
Schneider, Friedrich Georg	0.440	0.000	0.042	0.518
Schorfheide, Frank	0.781	0.107	0.112	0.000
Schultz, T Paul	0.651	0.334	0.015	0.000
Schwartz, Anna Jacobson	0.761	0.142	0.003	0.094
Sen, Amartya	0.855	0.073	0.072	0.000
Serletis, Apostolos	0.595	0.151	0.000	0.255
Servén, Luis	0.962	0.001	0.026	0.011
Shapiro, Matthew D	0.619	0.315	0.066	0.000
Shavell, Steven	0.781	0.201	0.018	0.000
Shephard, Neil	0.477	0.433	0.090	0.000
Shiller, Robert J	0.350	0.210	0.342	0.098
Shin, Hyun Song	0.526	0.000	0.258	0.216
Shleifer, Andrei	0.000	0.000	1.000	0.000
Shogren, Jason	0.299	0.216	0.000	0.486
Shubik, Martin	0.129	0.454	0.000	0.417
Siegel, Donald S	0.890	0.036	0.047	0.027
Siklos, Pierre	0.783	0.000	0.000	0.217
Simar, Leopold	0.770	0.099	0.049	0.083
Sims, Christopher	0.669	0.000	0.331	0.000
Sinn, Hans-Werner	0.000	0.095	0.000	0.905
Skinner, Jonathan	0.619	0.354	0.027	0.000
Slemrod, Joel	0.205	0.484	0.131	0.180
Small, Kenneth A	0.877	0.105	0.019	0.000
Smets, Frank Rafael	0.792	0.000	0.208	0.000
Smith, Bruce D	0.000	0.925	0.000	0.075
Smith, James P	0.543	0.378	0.005	0.074
Smith, Ronald Patrick	0.870	0.000	0.060	0.070
Smith, Vernon L	0.095	0.681	0.058	0.166
Smyth, Russell	0.557	0.000	0.000	0.443
Soest, Arthur Herman Otto Van	0.555	0.300	0.001	0.144
Solow, Robert M	0.833	0.000	0.138	0.030
Sorensen, Bent E	0.842	0.157	0.001	0.000

Spiegel, Mark M	0.841	0.000	0.066	0.093
Srinivasan, T N	0.589	0.323	0.000	0.089
Staiger, Robert W	0.229	0.771	0.000	0.000
Stark, Oded	0.770	0.000	0.071	0.159
Stavins, Robert Norman	0.802	0.114	0.062	0.023
Stein, Jeremy C	0.472	0.260	0.268	0.000
Stengos, Thanasis	0.758	0.125	0.000	0.118
Stiglitz, Joseph E	0.000	0.000	0.761	0.240
Stiroh, Kevin	0.923	0.072	0.006	0.000
Stock, James H	0.517	0.000	0.483	0.000
Strobl, Eric Albert	0.827	0.011	0.009	0.153
Stulz, René M	0.000	0.579	0.373	0.048
Sturzenegger, Federico	0.951	0.046	0.003	0.000
Stutzer, Alois	0.917	0.000	0.056	0.027
Subramanian, Arvind	0.928	0.000	0.072	0.000
Sugden, Robert	0.485	0.314	0.026	0.174
Summers, Lawrence H	0.000	0.388	0.490	0.122
Sunde, Uwe	0.728	0.179	0.073	0.019
Sunder, Shyam	0.661	0.295	0.000	0.043
Sutter, Matthias	0.640	0.127	0.068	0.166
Svensson, Lars E O	0.000	0.748	0.208	0.044
Swinnen, Johan	0.502	0.000	0.000	0.498
Tabellini, Guido	0.332	0.405	0.262	0.000
Tarp, Finn	0.733	0.000	0.008	0.259
Taylor, Alan M	0.661	0.008	0.211	0.120
Taylor, John B	0.639	0.016	0.266	0.079
Taylor, Mark P	0.397	0.314	0.099	0.190
Teece, David J	0.945	0.000	0.055	0.000
Teräsvirta, Timo	0.810	0.096	0.046	0.049
Thakor, Anjan V	0.049	0.877	0.033	0.041
Thaler, Richard H	0.605	0.000	0.395	0.000
Thesmar, David	0.690	0.310	0.000	0.000
Thisse, Jacques François	0.040	0.370	0.099	0.491
Thomas, Duncan	0.814	0.138	0.048	0.000
Thurik, Roy	0.823	0.000	0.000	0.177



Timmer, Marcel Peter	0.927	0.000	0.068	0.005
Timmermann, Allan	0.528	0.394	0.078	0.000
Tirole, Jean	0.000	0.000	0.839	0.162
Titman, Sheridan	0.654	0.153	0.193	0.000
Tobin, James	0.752	0.000	0.157	0.090
Tol, Richard S J	0.421	0.000	0.030	0.549
Townsend, Robert M	0.219	0.747	0.034	0.000
Trivedi, Pravin K	0.850	0.080	0.067	0.002
Turnovsky, Stephen J	0.000	0.399	0.038	0.562
Tyran, Jean-Robert	0.945	0.039	0.016	0.000
Uhlig, Harald	0.784	0.048	0.155	0.013
Ullah, Aman	0.890	0.052	0.000	0.058
Uribe, Martín	0.650	0.160	0.190	0.000
Valletti, Tommaso	0.709	0.236	0.000	0.055
Varian, Hal Ronald	0.899	0.000	0.101	0.000
Vegh, Carlos A	0.813	0.121	0.066	0.000
Venables, Anthony J	0.648	0.000	0.211	0.140
Verboven, Frank	0.734	0.260	0.006	0.000
Verdier, Thierry A	0.178	0.693	0.032	0.097
Veugelers, Reinhilde	0.862	0.000	0.004	0.134
Vickers, John	0.832	0.118	0.050	0.000
Villeval, Marie Claire	0.742	0.000	0.000	0.258
Viscusi, W Kip	0.000	0.635	0.000	0.365
Vives, Xavier	0.000	0.610	0.000	0.390
Voth, Hans-Joachim	0.750	0.248	0.003	0.000
Wachtel, Paul	0.849	0.149	0.002	0.000
Wagstaff, Adam	0.920	0.000	0.030	0.050
Waldfoegel, Joel	0.649	0.351	0.000	0.000
Walker, Ian	0.848	0.138	0.000	0.013
Walsh, Carl	0.737	0.167	0.023	0.073
Wang, Ping	0.610	0.264	0.000	0.126
Wasmer, Etienne	0.968	0.020	0.000	0.012
Watson, Mark W	0.261	0.330	0.409	0.000
Weber, Martin	0.784	0.100	0.005	0.112
Wei, Shang-Jin	0.569	0.000	0.282	0.149

Weil, David N	0.751	0.000	0.249	0.000
Weitzman, Martin L	0.000	0.947	0.053	0.000
West, Kenneth D	0.543	0.237	0.220	0.000
Westerlund, Joakim	0.765	0.148	0.000	0.087
Whalley, John	0.000	0.591	0.000	0.409
Wheelock, David C	0.924	0.000	0.000	0.076
White, Halbert	0.138	0.619	0.243	0.000
White, Lawrence J	0.744	0.204	0.000	0.053
Wieland, Volker	0.918	0.041	0.041	0.000
Wijnbergen, Sweder van	0.680	0.244	0.000	0.075
Williams, John C	0.758	0.000	0.114	0.128
Williamson, Jeffrey Gale	0.538	0.374	0.021	0.067
Williamson, Oliver E	0.907	0.000	0.093	0.000
Williamson, Stephen D	0.661	0.339	0.000	0.000
Wilson, Paul W	0.923	0.036	0.041	0.000
Wilson, Robert Butler	0.382	0.600	0.018	0.000
Winter, Joachim Klaus	0.933	0.058	0.000	0.010
Winter-Ebmer, Rudolf	0.872	0.091	0.003	0.034
Winters, L Alan	0.690	0.169	0.000	0.140
Withagen, Cees	0.946	0.030	0.000	0.025
Woessmann, Ludger	0.428	0.280	0.076	0.216
Wohar, Mark E	0.690	0.000	0.000	0.310
Wolfe, Barbara L	0.686	0.301	0.000	0.013
Woodford, Michael	0.197	0.332	0.350	0.121
Wooldridge, Jeffrey Marc	0.431	0.000	0.470	0.099
Wright, Mike	0.310	0.092	0.006	0.591
Wright, Randall	0.228	0.690	0.083	0.000
Wyplosz, Charles	0.895	0.056	0.027	0.022
Xu, Lixin Colin	0.875	0.125	0.000	0.000
Yeyati, Eduardo Levy	0.948	0.000	0.052	0.000
Yitzhaki, Shlomo	0.818	0.157	0.010	0.015
Yu, Jun	0.856	0.136	0.000	0.008
Zakoian, Jean-Michel	0.950	0.050	0.000	0.000
Zeckhauser, Richard J	0.000	0.633	0.107	0.260
Zenou, Yves	0.242	0.424	0.044	0.289

Zhang, Junsen	0.730	0.237	0.002	0.031
Zhang, Xiaobo	0.890	0.000	0.027	0.084
Zilberman, David	0.438	0.099	0.000	0.463
Zilibotti, Fabrizio	0.381	0.561	0.058	0.000
Zimmermann, Klaus F	0.456	0.000	0.000	0.544
Zingales, Luigi	0.326	0.337	0.337	0.000
Zou, Heng-Fu	0.578	0.167	0.079	0.176
Zweimüller, Josef	0.677	0.306	0.017	0.000

---