

# We are IntechOpen, the world's leading publisher of Open Access books Built by scientists, for scientists

4,800

Open access books available

122,000

International authors and editors

135M

Downloads

Our authors are among the

154

Countries delivered to

TOP 1%

most cited scientists

12.2%

Contributors from top 500 universities



WEB OF SCIENCE™

Selection of our books indexed in the Book Citation Index  
in Web of Science™ Core Collection (BKCI)

Interested in publishing with us?  
Contact [book.department@intechopen.com](mailto:book.department@intechopen.com)

Numbers displayed above are based on latest data collected.  
For more information visit [www.intechopen.com](http://www.intechopen.com)



# Synthesis of Quinazoline and Quinazolinone Derivatives

Heba E. Hashem

## Abstract

Active heterocyclic compounds are one of the main topics of interest for the medicinal chemists as they display a number of pharmacological activities. Nitrogen, sulfur, and oxygen containing five- and six-membered heterocyclic compounds have occupied enormous significance in the field of medicinal chemistry. The most important six-membered heterocyclic compounds are quinazoline and quinazolinone derivatives for their biological activities. The current chapter outlined the different methods for synthesis of quinazoline and quinazolinone derivatives that possess broad spectrum of biological activities.

**Keywords:** quinazoline, quinazolinone synthesis, six-membered heterocycles, biological activity

## 1. Introduction

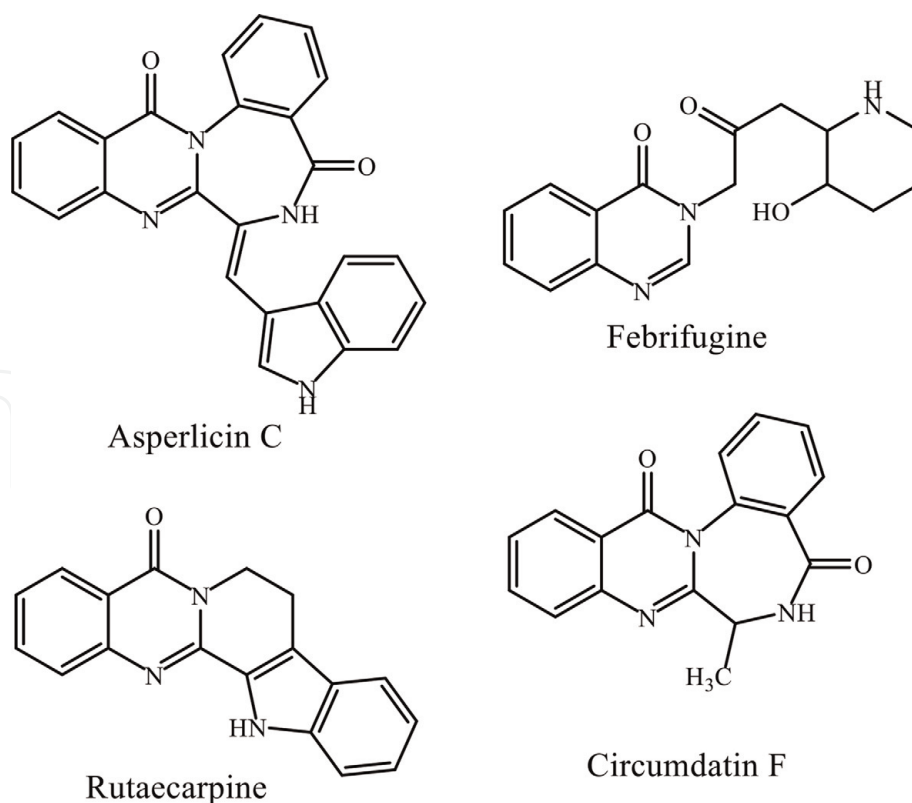
Quinazoline (1,3-diazanaphthalene or 5,6-benzopyrimidine) and 4(3H)-quinazolinone derivatives have a great interest in organic synthesis and medicinal chemistry fields as they possess a broad range of pharmacological activities. They exhibit antimicrobial [1], antimalarial [2], antioxidant [3], anti-inflammatory [4], anticonvulsant [5], antihypertensive [6], antidiabetic [7], and antitumor activities [8–10].

Many quinazolinone derivatives occurred naturally in various classes of the plant kingdom, microorganisms, and different animals (**Figure 1**). The first discovery of quinazolinone alkaloid is *febrifugine* which possesses antimalarial potential, extracted from the Chinese plant *aseru* (*Dichroa febrifuga* Lour) [11].

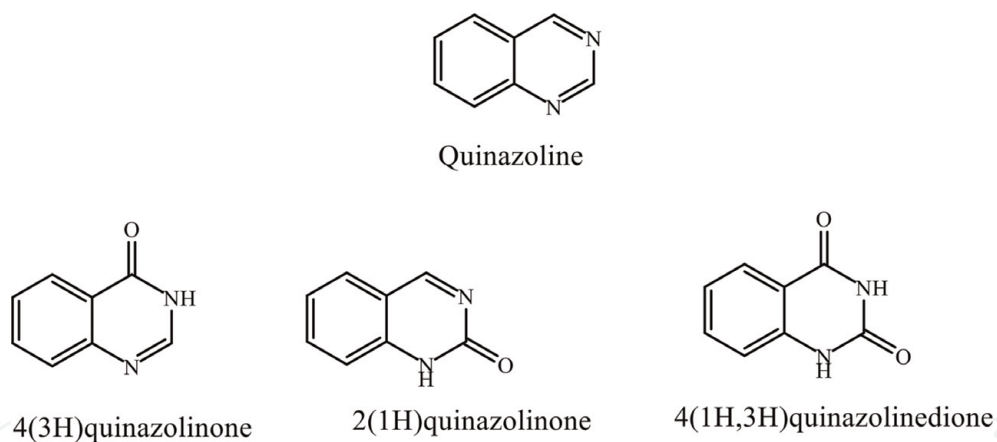
Quinazoline is a heterocyclic compound of two fused six-membered simple aromatic rings—benzene and pyrimidine ring. It is a yellow-colored compound, found usually in crystalline form. Its oxo-derivative (quinazolinone) is classified into three types according to the position and number of carbonyl group: 2(1H)quinazolinones, 4(3H)quinazolinones, and 2,4(1H,3H)quinazolinedione (**Figure 2**).

## 2. Chemistry of quinazoline

Quinazoline is a compound made up of two fused six-membered simple aromatic rings—benzene and pyrimidine ring. The properties of the pyrimidine ring were affected by the presence of fused benzene ring. The two nitrogen atoms are not equivalent, and the marked polarization of the 3,4-double bond is reflected



**Figure 1.**  
Structure of different quinazolinone alkaloids.

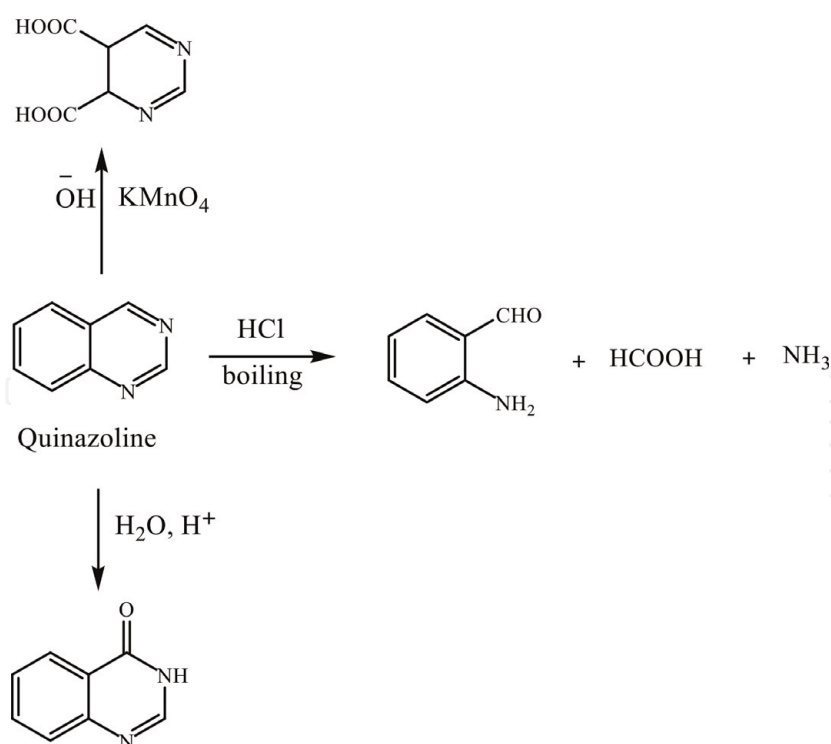


**Figure 2.**  
Structure of quinazoline and different quinazolinone compounds.

in the reactions of quinazoline. The properties of quinazoline derivatives depend on the following three factors:

- a. The nature of the substituents
- b. The presence of substituent whether they are in the pyrimidine ring or in the benzene ring
- c. The presence of conjugation in the pyrimidine ring

The first synthesized quinazoline in laboratory was achieved by Gabriel in 1903 [12]. Most of quinazoline derivatives are stable in cold acidic or basic medium but can be destroyed at high temperature and undergo ring opening reaction, affording



**Figure 3.**  
*Oxidation reaction of quinazoline at different medium.*

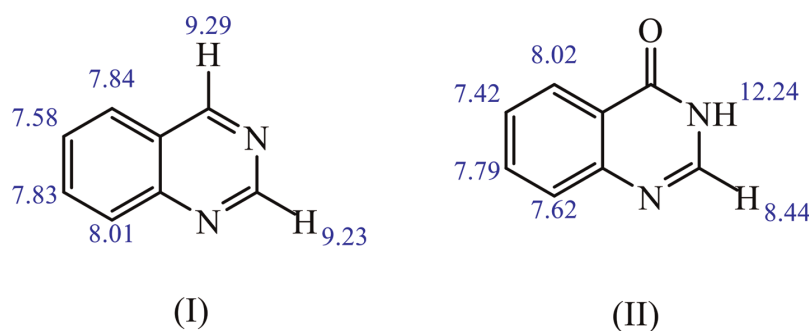
O-aminobenzaldehyde, ammonia, and formic acid. Quinazoline derivative can be easily oxidized in acidic medium at room temperature to give 3,4-dihydro-4-oxoquinazoline, while in alkaline medium using potassium permanganate will afford 3,4-dihydro-6,7-dicarboxyquinazolin-2(1H)-one (cf. **Figure 3**).

### 3. Spectral characterization of quinazoline and quinazolinone derivatives

The spectroscopic analysis of some synthesized quinazoline and quinazolinone derivatives was studied to investigate their structures including infrared, mass spectroscopy, <sup>1</sup>HNMR, and elemental analysis. The resulted data could be taken as standard for the new synthesized quinazoline analogue [13].

#### 3.1 Infrared spectra

Quinazoline derivatives found to give mainly three absorption bands in IR spectra: 1478–1517, 1566–1581, and 1612–1628 cm<sup>-1</sup>; these represented bands are correlated to C–N, C=C, and C=N groups, while quinazolinone compounds showed 1680–1700 and 1640–1660 cm<sup>-1</sup> corresponding to C=O and C=N groups [13, 14].



The  $^1\text{H}$ NMR spectra of quinazoline and quinazolinone derivatives are different from each other according to the presence of acidic proton and its position in the presented compound. In general the  $^1\text{H}$ NMR spectrum of the main quinazoline (I) represents multiple signals in the aromatic region  $\delta$  7–8 and two singlet signals for the two  $\text{CH}=\text{N}$  protons at  $\delta$  9–9.5 ppm, while quinazolinone (II) will show also signals of aromatic protons in the same region as well as one singlet signal for  $\text{CH}=\text{N}$  proton and one broad singlet signal at the down-field region for the  $\text{NH}$  proton at  $\delta$  12–13 ppm [13, 14].

On the other hand, the  $^{13}\text{C}$  NMR spectrum for quinazoline and quinazolinone derivatives is nearly the same, as it shows signals at  $\delta$  100–160 ppm region.

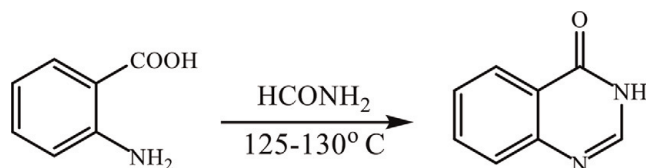
## 4. Synthesis of quinazoline and quinazolinone derivatives

The synthesis of various quinazoline compounds is largely based on the substitution patterns of the 1,3-diazine moiety of the system. The first quinazoline derivative (2-cyano-3,4-dihydro-4-oxoquinazoline) was synthesized in 1869 by the reaction of cyanogens with anthranilic acid [15]. Many years later quinazoline was obtained by decarboxylation of the 2-carboxy derivative (quinazolinone) which can be synthesized more easily by a different method.

### 4.1 Synthesis of quinazolinone

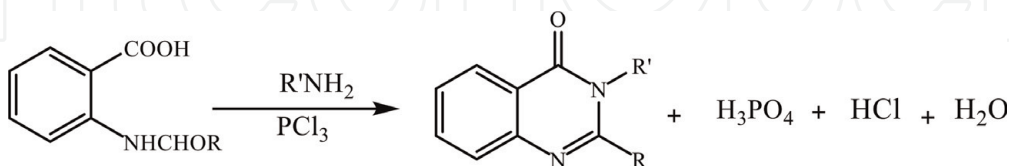
#### 4.1.1 Niementowski's synthesis

From anthranilic acid and formamide.



#### 4.1.2 Grimmel, Guinther, and Morgan's synthesis

From the reaction of o-amino benzoic acid with amine in the presence of phosphorus trichloride in toluene.

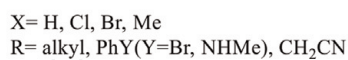
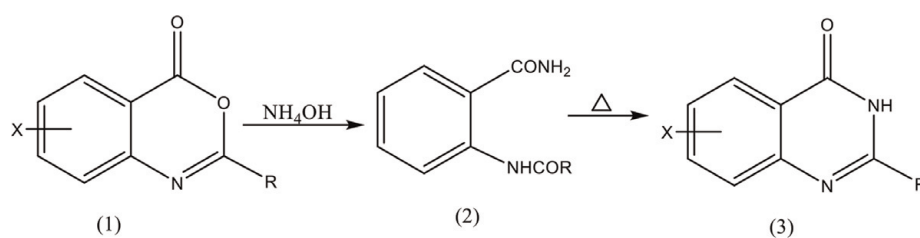


#### 4.1.3 From 3,1,4-benzoxazines (acylanthranils) and amines

Various quinazoline and quinazolinone derivatives can be synthesized from the reaction of benzoxazinone and different amine compounds in different media.

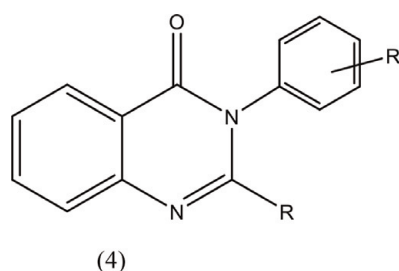
##### 4.1.3.1 Reaction with ammonium hydroxide

When ammonium hydroxide reacted with benzoxazinone (1) over 1–3 h, it produced anthranilamides (2) which cyclizes to 4-quinazolones (3) under thermal conditions (240–280°C) or on heating with acetic anhydride [16, 17].

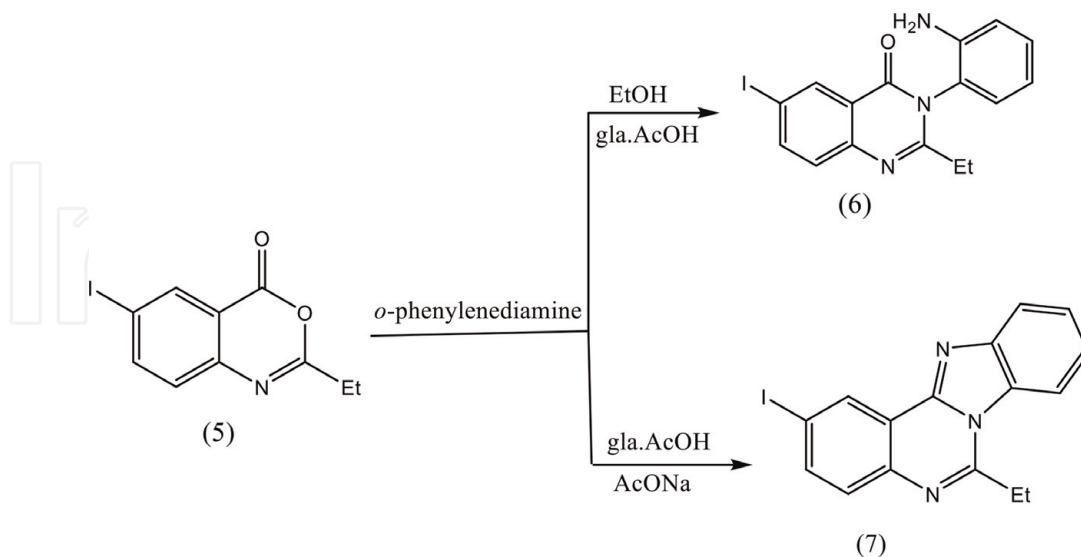


#### 4.1.3.2 Reaction with different aromatic amines

It was stated by several authors that 2-substituted benzoxazinone reacted easily with primary aromatic amines, giving the corresponding quinazolones (4) [18].

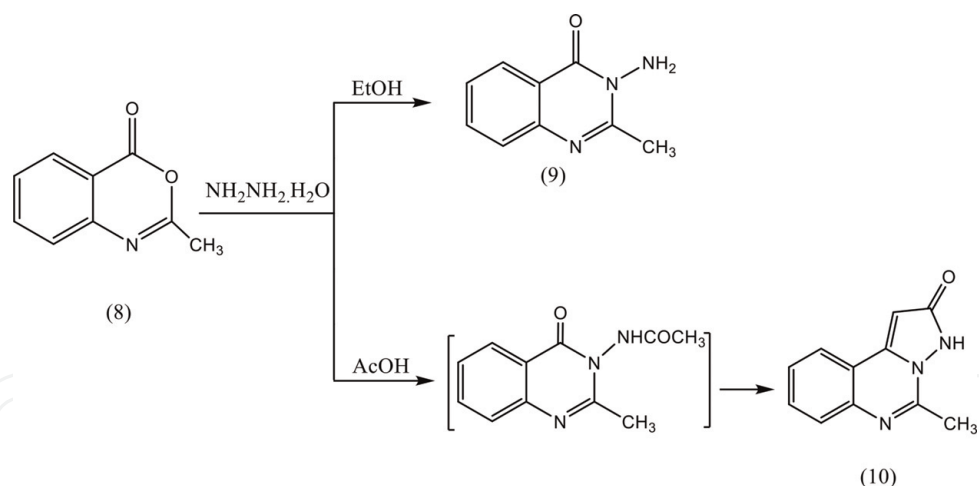


On the other hand, reaction of benzoxazinone (5) with *o*-phenylenediamine gave quinazolinone derivative (6) or the fused quinazoline derivative (7) according to the reaction medium [19].



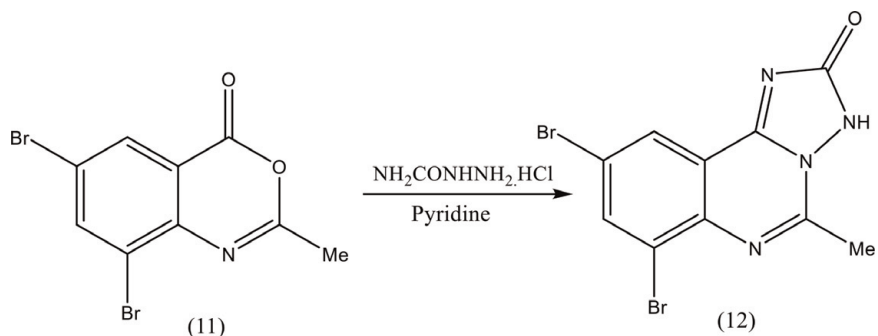
#### 4.1.3.3 Reaction with hydrazine hydrate

It was reported that benzoxazinone (8) reacted with hydrazine hydrate in ethanol and has the corresponding quinazolinone (9), while carrying out the same reaction in boiling acetic acid glacial afforded the fused quinazoline (10) [13].

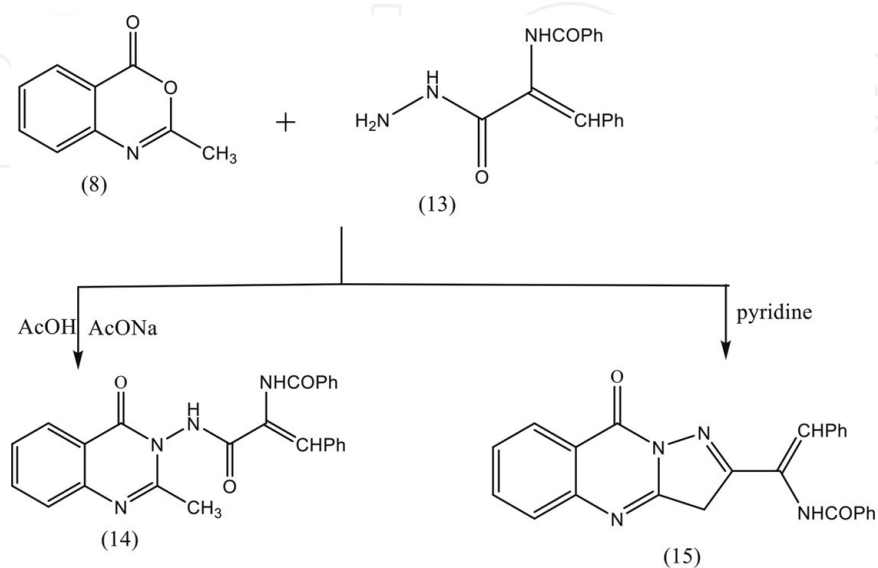


#### 4.1.3.4 Reaction with different carbohydrazide

Treatment of 2-substituted-3,1-benzoxazin-4-ones (11) with semicarbazide hydrochloride in dry pyridine is a good way to construct a third heterocyclic ring condensed with quinazoline (12) [18].

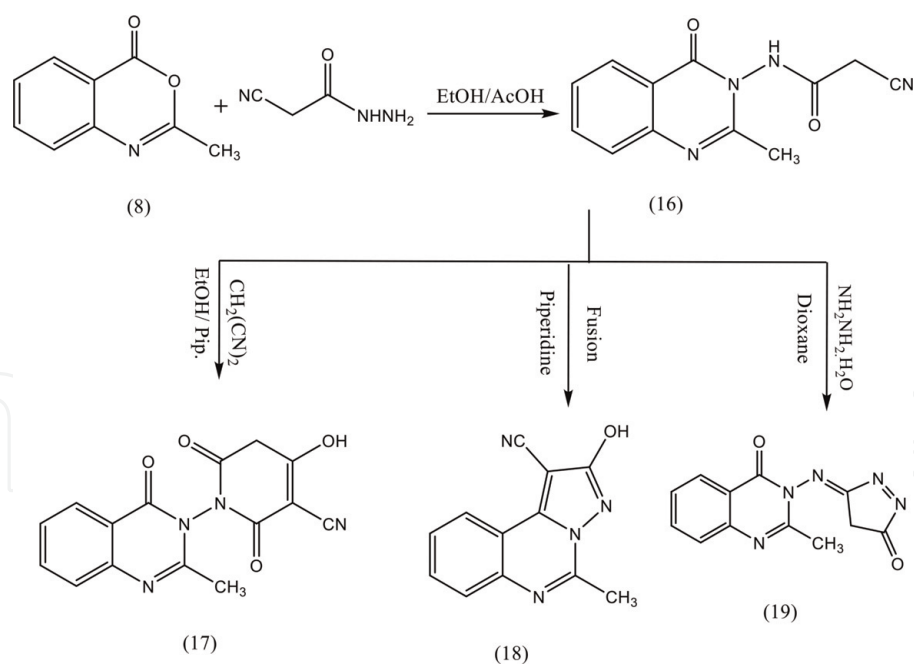


The reaction of benzoxazinone (8) with 2-benzamido-3-phenylacryloylhydrazide (13) glacial acetic acid in the presence of fused sodium acetate gave quinazoline derivative (14). In contrast, their reaction in pyridine afforded pyrazoloquinazoline derivative (15) [13].

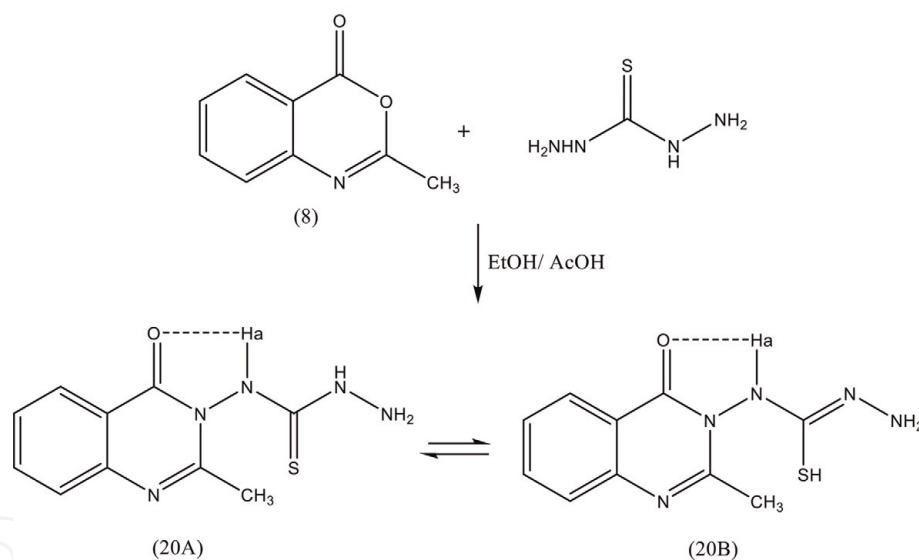


Reaction of benzoxazinone (8) with cyanoacetohydrazide gave the corresponding cyano quinazolinone (16) which was reacted with different nucleophiles to give fused quinazoline and annulated quinazolinone derivatives (17–19) [13].



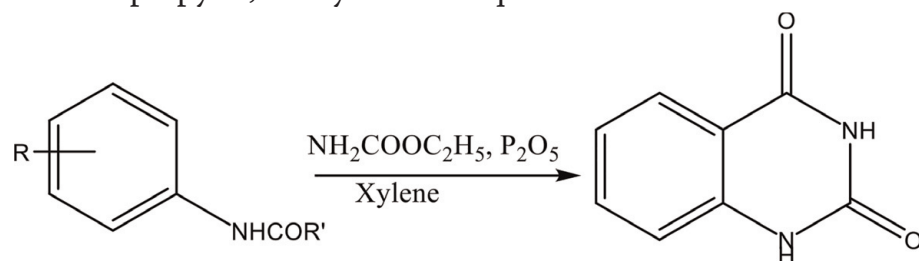


It was also reported that refluxing an equimolar amount of the benzoxazinone (8) with thiocarbonohydrazide in ethanol and in the presence of few drops of glacial acetic acid furnished quinazolinone (20) in the two isomers of thione and thiol form [13].



#### 4.1.4 Sen and Ray's synthesis

Isobutyrylanilides with urethane and phosphorus pentoxide in xylene gave 2-propyl- and 2-isopropyl-3,4-dihydro-4-oxoquinazolines.



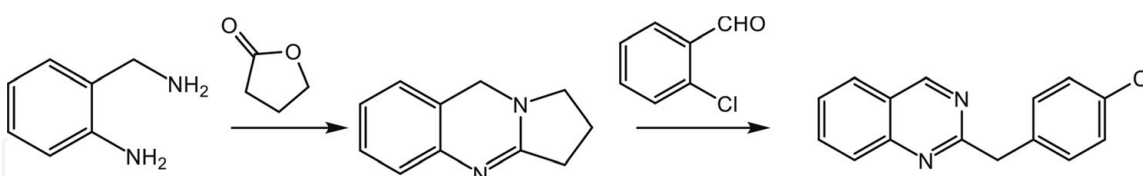
R = OMe, OEt, Me

R' = Me, Et, Iso-Pro, Ph



#### 4.1.5 From 2-aminobenzylamine

Reaction of 2-aminobenzylamine with butyrolactone further condensed with benzaldehyde afforded 3-(2-chlorobenzylidene)-1,2,3,9-tetrahydropyrrolo-2-quinazoline.



## 5. Biological importance of quinazoline derivatives

As we mentioned above, the important biological activity of quinazoline and quinazolinone skeletons in various fields depends mainly on the substituents of quinazoline compounds. Different substituted quinazoline compounds are found to be active as antihypertensive, antineoplastic, antidepressant, and antipsychotic, and others are effective against analgesic, antipsychotic, antiarrhythmic, cancer, and other activities [20–22].

### 5.1 Anticancer

It was reported that 3-substituted quinazolin-4(3H)-ones and 3,4-dihydroquinazolin-2-(1H)-one derivatives possess broad spectrum antitumor activities toward different cell (**Figure 4**) [23].

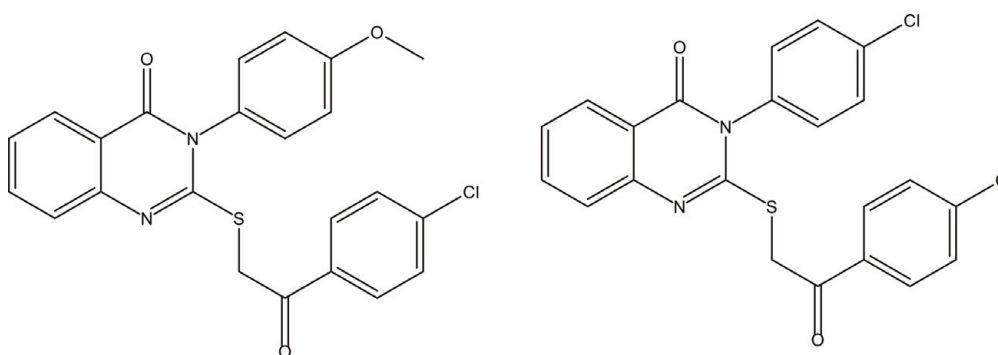
Also, different quinazoline derivatives containing thiosemicarbazide moiety possess antitumor activity (**Figure 5**) [24].

### 5.2 Antibacterial activity

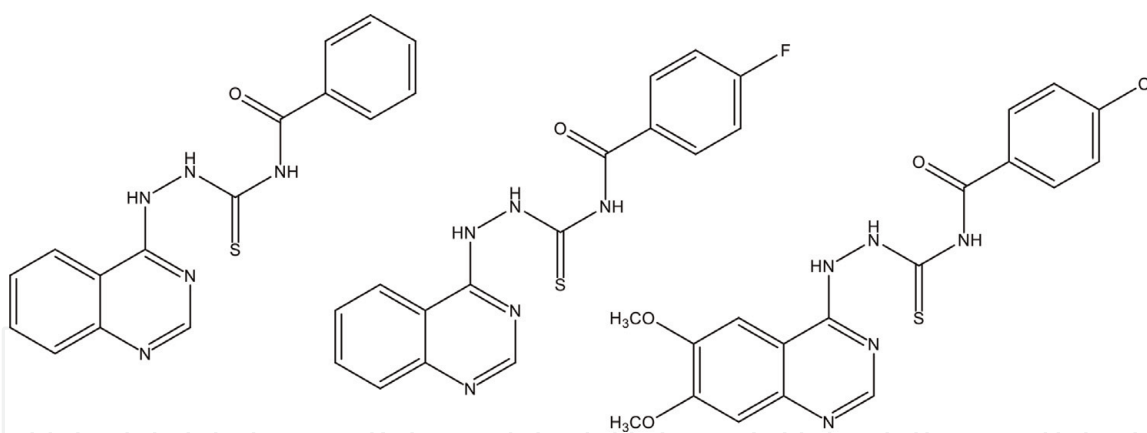
It was reported that some novel substituted iodoquinazoline derivatives possess remarkable activity toward Gram-negative bacteria *E. coli* (**Figure 6**) [25].

### 5.3 Antiviral agents

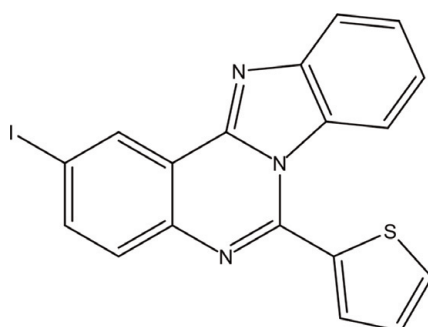
A series of Schiff bases of some 2-phenyl quinazoline-4(3H)-one derivatives have shown great activity as antiviral agents (**Figure 7**) [26].



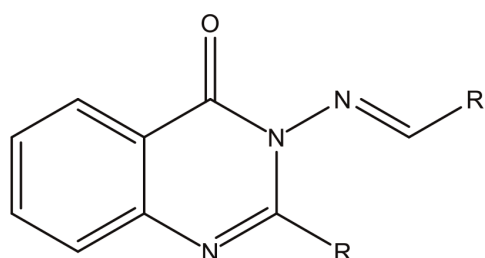
**Figure 4.**  
Anti-tumor quinazolinone derivatives.



**Figure 5.**  
Quinazoline derivatives bearing thiosemicarbazide possess anti-tumor activity.

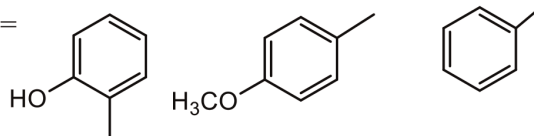


**Figure 6.**  
Quinazoline derivatives with antibacterial activity.



R = C<sub>6</sub>H<sub>5</sub>

R' =



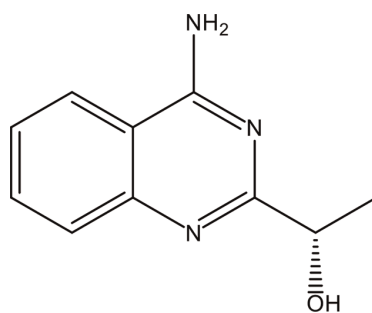
**Figure 7.**  
Different schiff base of quinazolinone with antiviral activity.

## 5.4 Antimutagenic activity

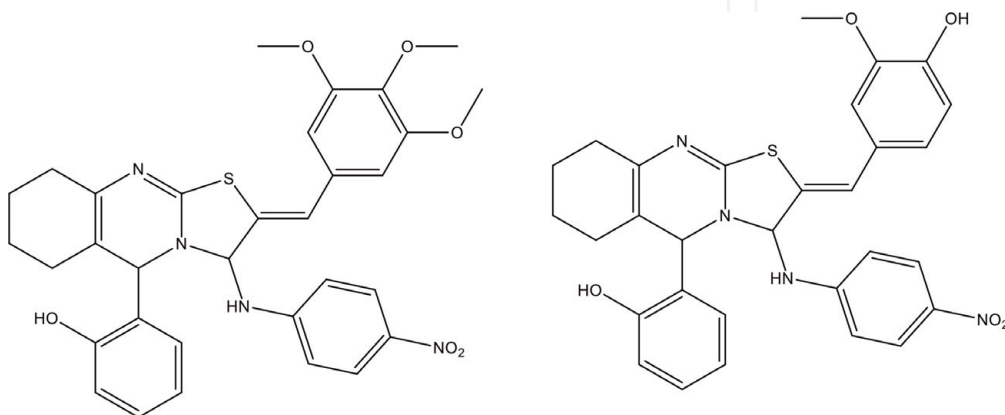
The (S)-4-aminoquinazoline alcohols performed great antimutagenic activity when tested by using *Salmonella typhimurium* and *E. coli* WP2uvrA tester strains at 0.01, 0.1, and 1 lg/plate concentrations (**Figure 8**) [27].

## 5.5 Antioxidant activity

Some novel thiazoloquinazoline derivatives are investigated for antioxidant activity by DPPH radical assay, nitric oxide scavenging activity, and hydrogen



**Figure 8.**  
*Antimutagenic activity of amino quinazoline derivative.*



**Figure 9.**  
*Antioxidant activity of different quinazoline.*

peroxide scavenging activity and possess high potent antioxidant activity (Figure 9) [28].

## 6. Conclusion

Quinazoline and quinazolinone compounds which have a lot of considerable pharmacological interests can be synthesized by different methods, and the most attractive method was carried out starting from benzoxazinone derivatives.

### Author details

Heba E. Hashem

Department of Chemistry, College for Girls, Ain Shams University, Heliopolis, Cairo, Egypt

\*Address all correspondence to: [hebahashem89@yahoo.com](mailto:hebahashem89@yahoo.com)

### IntechOpen

© 2020 The Author(s). Licensee IntechOpen. This chapter is distributed under the terms of the Creative Commons Attribution License (<http://creativecommons.org/licenses/by/3.0>), which permits unrestricted use, distribution, and reproduction in any medium, provided the original work is properly cited.

## References

- [1] Grover G, Kini SG. Synthesis and evaluation of new quinazolone derivatives of nalidixic acid as potential antibacterial and antifungal agents. *European Journal of Medicinal Chemistry*. 2006;**41**:256-262
- [2] Verhaeghe P, Azas N, Gasquet M, Hutter S, Ducros C, Laget M, et al. Synthesis and antiplasmodial activity of new 4-aryl-2-trichloromethyl quinazolines. *Bioorganic & Medicinal Chemistry Letters*. 2008;**18**:396-401
- [3] Roopan SM, Maiyalagan T, Khan FN. Solvent-free syntheses of some quinazolin-4(3H)-ones derivatives. *Canadian Journal of Chemistry*. 2008;**86**:1019
- [4] Smits RA, Adami M, Istyastono EP, Zuiderveld OP, van Dam CME, de Kanter FJJ, et al. Synthesis and QSAR of quinazoline sulfonamides as highly potent human histamine H4receptor inverse agonists. *Journal of Medicinal Chemistry*. 2010;**53**:2390-2400
- [5] Georgey H, Abdel Gawad N, Abbas S. Synthesis and anticonvulsant activity of some quinazolin-4-(3H)-one derivatives. *Molecules*. 2008;**13**: 2557-2569
- [6] Jain KS, Bariwal JB, Kathiravan MK, Phoujdar MS, Sahne RS, Chauhan AK, et al. Recent advances in selective alpha1-adrenoreceptor B.S. antagonists as antihypertensive agents. *Bioorganic & Medicinal Chemistry*. 2008;**16**: 4759-4800
- [7] Malamas MS, Millen J. Quinazoline acetic acids and related analogues as aldose reductase inhibitors. *Journal of Medicinal Chemistry*. 1991;**34**: 1492-1503
- [8] Shallal HM, Russu WA. Discovery, synthesis, and investigation of the antitumor activity of novel piperazinylpyrimidine derivatives. *European Journal of Medicinal Chemistry*. 2011;**46**:2043-2057
- [9] Chilin A, Conconi MT, Marzaro G, Guiotto A, Urbani L, Tonus F, et al. Exploring epidermal growth factor receptor (EGFR) inhibitor features: The role of fused dioxygenated rings on the quinazoline scaffold. *Journal of Medicinal Chemistry*. 2010;**53**: 1862-1866
- [10] Sagiv-Barfi I, Weiss E, Levitzki A. Design, synthesis, and evaluation of quinazoline T cell proliferation inhibitors. *Bioorganic & Medicinal Chemistry*. 2010;**18**:6404-6413
- [11] Wattanapiromsakul C, Forster PI, Waterman PG. Alkaloids and limonoids from *Bouchardatia neurococca*: Systematic significance. *Phytochemistry*. 2003;**64**:609-615
- [12] Gabriel S. Synthesis and pharmacological evaluation of 3-alkyl/aryl-2-methylquinazolin-4-one derivatives. *Bernoulli Society*. 1903;**36**: 800-845
- [13] Hemdan MM, Youssef ASA, El-Mariah FA, Hashem HE. Synthesis and antimicrobial assessments of some quinazolines and their annulated systems. *Journal of Chemical Research*. 2017;**41**:106-111
- [14] Zeinab F, Nasrin R, Razieh S, Kamiar Z, Mohammad A, Soghra K. Synthesis of some novel dibromo-2-arylquinazolinone derivatives as cytotoxic agents. *Research in Pharmaceutical Sciences*. 2019;**14**(2): 115-121
- [15] Armarego WLF. *A Text Book of Quinazolines*. 1963. pp. 1-320
- [16] Essawy A, El-Hashash MA, El-Gendy AM, Hamed MMM. Synthesis

- and studies on heterocyclic compounds containing mixed and non-mixed systems. *Indian Journal of Chemistry*. 1982;**21B**:593
- [17] Webber SE, Bleckman TM, Attard J, Deal JG, Kathardekar V, Welsh KM, et al. Design of thymidylate synthase inhibitors using protein crystal structures: The synthesis and biological evaluation of a novel class of 5-substituted quinazolinones. *Journal of Medicinal Chemistry*. 1993;**36**:733-734
- [18] Madkour HMF. Reactivity of 4H-3,1-benzoxazin-4-ones towards nitrogen and carbon nucleophilic reagents: Applications to the synthesis of new heterocycles. *ARKIVOC*. 2004;**36**
- [19] Ahmed MA, El-Azab AS, Mohamed MA, Bakhat MA, Abdel-Hamid SG. Synthesis of some new substituted iodo quinazoline derivatives and their antimicrobial screening. *Journal of Saudi Chemical Society*. 2011; **15**:319-325
- [20] Rajput R, Mishra AP. A review on biological activity of quinazolinones. *International Journal of Pharmacy and Pharmaceutical Sciences*. 2012;**4**(2): 66-70
- [21] Pati B, Banerjee S. Quinazolines: An illustrated review. *Journal of Advanced Pharmacy Education and Research*. 2013;**3**(3):136-151
- [22] Vijayakumar B, Prasanthi P, Teja KM. Quinazoline derivatives and pharmacological activities: A review. *International Journal of Medicinal Chemistry & Analysis*. 2013;**3**(1):10-21
- [23] Abdel Gawad NM, Georgey HH, Youssef RM, El-Sayed NA. Synthesis and antitumor activity of some 2,3-disubstituted quinazolin-4(3H)-ones and 4,6-disubstituted-1,2, 3,4-tetrahydroquinazolin-2H-ones. *European Journal of Medicinal Chemistry*. 2010;**45**(12):6058-6067
- [24] He J, Wang X, Zhao X, Liang Y, He H, Fu L. Synthesis and antitumor activity of novel quinazoline derivatives containing thiosemicarbazide moiety. *European Journal of Medicinal Chemistry*. 2012;**54**:925-930
- [25] Alafeefy AM, El-Azab AS, Mohamed MA, Bakhat MA, Abdel-Hamid SG. Synthesis of some new substituted iodoquinazoline derivatives and their antimicrobial screening. *Journal of Saudi Chemical Society*. 2011; **15**(4):319-325
- [26] Kumar KS, Ganguly S, Veerasamy R, DeClercq E. Synthesis, antiviral activity and cytotoxicity evaluation of Schiff bases of some 2-phenyl quinazoline-4(3)H-ones. *European Journal of Medicinal Chemistry*. 2010;**45**(11):5474-5479
- [27] Kohli D, Hashim SR, Vishal S, Sharma M, Singh AK. Synthesis and antibacterial activity of quinazolinone derivatives. *International Journal of Pharmacy and Pharmaceutical Sciences*. 2009;**1**(1):163-169
- [28] Selvam TP, Kumar PV, Kumar AS. Synthesis and anti-oxidant activity of novel 6,7,8,9 tetra hydro-5H-5-(2'-hydroxy phenyl)-2-(4'-substituted benzylidene)- 3-(4-nitrophenyl amino) thiazolo quinazoline derivatives. *Research in Biotechnology*. 2010;**1**(1): 38-48