



THE UNIVERSITY *of* EDINBURGH

Edinburgh Research Explorer

Heterodinuclear titanium/zinc catalysis: synthesis, characterization and activity for CO₂/epoxide copolymerization and cyclic ester polymerization

Citation for published version:

Garden, JA, White, AJP & Williams, CK 2017, 'Heterodinuclear titanium/zinc catalysis: synthesis, characterization and activity for CO₂/epoxide copolymerization and cyclic ester polymerization', *Dalton Transactions*. <https://doi.org/10.1039/C6DT04193K>

Digital Object Identifier (DOI):

[10.1039/C6DT04193K](https://doi.org/10.1039/C6DT04193K)

Link:

[Link to publication record in Edinburgh Research Explorer](#)

Document Version:

Peer reviewed version

Published In:

Dalton Transactions

General rights

Copyright for the publications made accessible via the Edinburgh Research Explorer is retained by the author(s) and / or other copyright owners and it is a condition of accessing these publications that users recognise and abide by the legal requirements associated with these rights.

Take down policy

The University of Edinburgh has made every reasonable effort to ensure that Edinburgh Research Explorer content complies with UK legislation. If you believe that the public display of this file breaches copyright please contact openaccess@ed.ac.uk providing details, and we will remove access to the work immediately and investigate your claim.



Heterodinuclear Titanium/Zinc Catalysis: Synthesis, Characterization and Activity for CO₂/Epoxide Copolymerization and Cyclic Ester Polymerization

Jennifer A. Garden,^a Andrew J. P. White,^b Charlotte K. Williams*^c

^a EastCHEM School of Chemistry, Joseph Black Building, University of Edinburgh, David Brewster Road, Edinburgh EH9 3FJ, UK

^b Department of Chemistry, Imperial College London, London, SW7 2AZ, UK

^c Chemistry Research Laboratory, 12 Mansfield Road, University of Oxford, Oxford, OX1 3TA, UK
charlotte.williams@chem.ox.ac.uk

Abstract

The preparation of heterodinuclear complexes, especially those comprising early-late transition metals coordinated by a simple or symmetrical ancillary ligand, represents a fundamental challenge and an opportunity to prepare catalysts benefitting from synergic properties. Here, two new mixed titanium(IV)-zinc(II) complexes, [LTi(OⁱPr)₂ZnEt] and [LTi(OⁱPr)₂ZnPh], both coordinated by a diphenolate tetra(amine) macrocyclic ligand (L), are prepared. The synthesis benefits from the discovery that reaction of the ligand with a single equivalent of titanium tetrakis(*iso*-propoxide) allows the efficient formation of a mono-Ti(IV) complex, [LTi(OⁱPr)₂]. All new complexes are characterized by a combination of single crystal X-ray diffraction, multinuclear NMR spectroscopy and mass spectrometry techniques. The two heterobimetallic complexes, [LTi(OⁱPr)₂ZnEt] and [LTi(OⁱPr)₂ZnPh], feature trianionic coordination by the macrocyclic ligand and bridging alkoxide groups coordinate to both the different metal centres. The heterodinuclear catalysts are compared to the mono-titanium analogue, [LTi(OⁱPr)₂], in various polymerization reactions. In the alternating copolymerizations of carbon dioxide and cyclohexene oxide, the mono-titanium complex is totally inactive whilst the heterodinuclear complexes show moderate activity (TOF = 3 h⁻¹); it should be noted the activity is measured using just 1 bar pressure of carbon dioxide. In the ring opening polymerization of lactide and ϵ -caprolactone, the mono-Ti(IV) complex is totally inactive whilst the heterodinuclear complexes show moderate-high activities, qualified by comparison to other known titanium polymerization

catalysts (L-lactide, $k_{\text{obs}} = 11 \times 10^{-4} \text{ s}^{-1}$ at 70 °C, 1 M in [lactide]) and ϵ -caprolactone ($k_{\text{obs}} = 5 \times 10^{-4} \text{ s}^{-1}$ at 70 °C, 0.9 M in [ϵ -caprolactone])).

Introduction

Synergic chemistry can take place when two metals are combined within a coordination environment either allowing through space or electronic communication so as to improve or increase the overall performance of the complex. Such heterometallic complexes have many useful applications, and have outperformed their homometallic analogues in fields such as metal-halogen exchange,^{1, 2} CH activation³⁻⁸ and asymmetric catalysis.^{9, 10} Despite the advances in preparing heterometallic complexes,¹¹⁻¹⁴ heterometallic titanium homogeneous catalysts remain underexplored.^{15, 16} As the second most abundant transition metal in the Earth's crust, titanium is an attractive metal for catalysis as it is sustainable, inexpensive and non-toxic.¹⁷ Furthermore, zinc is of high interest because of its low toxicity, low cost, and its lack of colour and redox chemistry. Titanium catalysts are useful in various transformations including hydroaminoalkylation reactions,¹⁸ aldol and allylic additions to ketones and aldehydes,^{19, 20} and the epoxidation of alkenes.²¹ In polymerization catalysis, titanium complexes are particularly effective single site catalysts for olefin polymerization,²²⁻²⁴ and active titanium catalysts have been reported for oxygenated monomers including ϵ -caprolactone,^{15, 25-28} *rac*-lactide²⁹⁻⁴⁹ and, more recently, CO₂/epoxide ring opening co-polymerization (ROCOP).^{27, 50-57}

Heterodinuclear complexes have shown great promise in polymerization catalysis and have allowed greater activities and selectivities to be achieved.^{14, 58-65} Recent breakthroughs include elegant heterodinuclear transition metal complexes based on Ti/Cr and Ti/Zr, developed by Marks and co-workers, which show higher activities in olefin polymerization than previous generations of homodinuclear analogues.^{14, 66, 67} So far, there are fewer heterodinuclear early-late transition metal polymerization catalysts, and those based on early-late first row transition metals are quite unusual, despite hints that cooperative activity enhancements can occur.^{16, 68} In 2015, the first examples of hetero-magnesium/zinc catalysts for CO₂/epoxide copolymerization were reported, which showed significantly enhanced activities (5-50 times greater) compared to their homodinuclear counterparts.^{69, 70} The alternating copolymerization of CO₂ with epoxides represents a practical and useful method of adding value to captured CO₂, and there has been much recent academic and industrial interest in this field.⁷¹⁻⁷⁸ Whilst a range of catalysts are known, those based on zinc showed particular promise and there is also recent precedent for

titanium complexes showing activity.⁷⁹ Therefore, it was of interest to investigate heterodinuclear titanium-zinc catalysts for the alternating copolymerization.

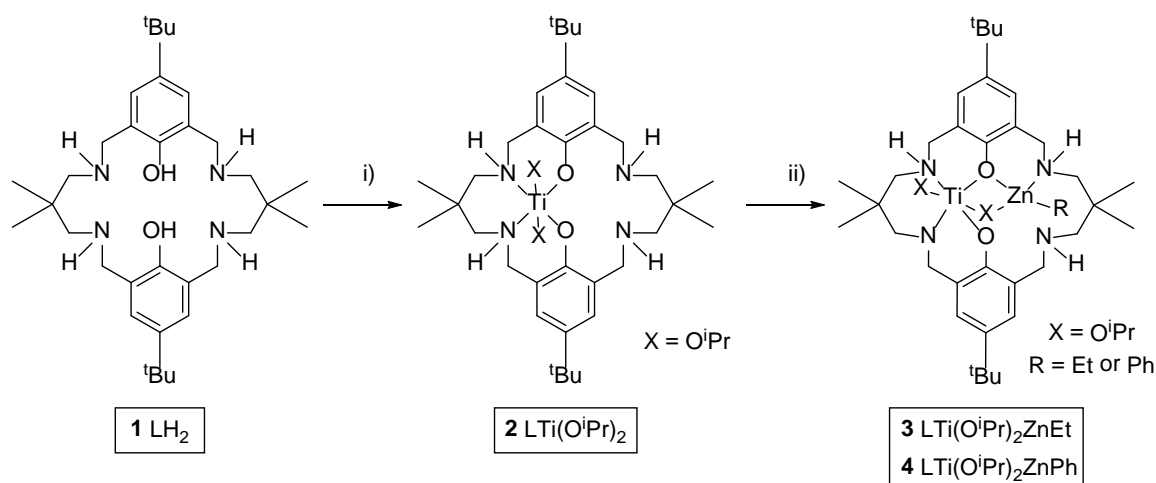
Heterodinuclear Complex Synthesis and Characterisation

The goal was to develop the synthesis of a hetero-Ti(IV)-Zn(II) catalyst for ROCOP. Previously, a series of di-zinc catalysts have shown very good performances,⁸⁰⁻⁸² and hetero-Mg-Zn catalysts have shown even greater rates.⁷⁰ As part of on-going investigations of new catalysts for alternating copolymerization, we were interested to investigate the influence of the different metal centres, therefore the same ancillary ligand (**1**, L) was applied; the ligand is a diphenolate tetra(amine) macrocycle. Nonetheless, a significant synthetic challenge is to develop the routes to mono-metallate such symmetrical dinucleating ligands. Previously, this was achieved using organozinc reagents and careful temperature/reaction control, so as to prepare LZn complexes. It was of interest to investigate other organometallic reagents to effect mono-metallation and in particular, to apply titanium reagents. The macrocyclic pro-ligand (**1**, Scheme 1) was prepared according to literature methods,⁸¹ and was subsequently reacted with one equivalent of Ti(OⁱPr)₄ at ambient temperature, so as to form a mono-titanium complex [LTi(OⁱPr)₂] (**2**). ¹H NMR analysis of the reaction progress, monitored in d₈-toluene, confirmed the successful double deprotonation of **1**, with the loss of the phenol-OH resonances (12.10 ppm) and the disappearance of resonances associated with the Ti(OⁱPr)₄ starting reagent (4.50 and 1.25 ppm). The ¹H NMR analysis also showed the quantitative formation of complex **2**, as characterised by resonances assigned to titanium coordinated *iso*-propoxide groups (5.13, 5.10, 1.43 and 1.27 ppm) and shifts in all the remaining ligand resonances (Fig. S1-2). ¹H NMR monitoring of the reaction confirmed that the relative integration of the *iso*-propanol and *iso*-propoxide resonances was 1:1. The complex was isolated by removal of the reaction solvent and the liberated *iso*-propanol. Elemental analysis and MALDI-ToF analysis of the isolated solid were fully consistent with the formation of **2**. DOSY NMR analysis showed that all the product resonances possess the same diffusion coefficient (Fig. S3), and calibration experiments suggested that the complex was monomeric in toluene (see ESI for further details). The ligand **1** is already known to form homodinuclear complexes of Mg(II),⁸³ Fe(III),⁸⁴ Co(II/III)⁸⁵ or Zn(II).⁸¹ In contrast, the addition of a second equivalent of Ti(OⁱPr)₄ gave the same NMR spectrum as for **2**, with free Ti(OⁱPr)₄ also observed. Hexa-coordinate Fe(III) and Ti(IV) have similar ionic radii (Fe^{III}, 69 pm; Ti^{IV}, 74 pm), but the formation of di-Ti(IV) complexes is not observed, possibly due to steric hindrance by the *iso*-propoxide groups, and also because charge balance in a hexa-coordinate complex is not feasible for two M(IV) centres coordinated by the macrocycle.

The successful synthesis of a Ti(IV) complex allowed an exploration of the coordination of other metal centres in the additional coordination site of the ligand. Thus, the addition of zinc and magnesium salts, including ZnCl_2 and $\text{Mg}(\text{OAc})_2$, to **2** was investigated.⁷⁰ No reaction was observed. As an alternative method to incorporate a second metal centre, the addition of strongly reducing metals was trialled, with the aim of incorporating an oxidised magnesium or sodium centre, and with reduction of Ti(IV) to Ti(II) or Ti(III), respectively. Magnesium metal was tested, however only traces of a new product were observed by ^1H NMR spectroscopy, even after 5 days at 65 °C. Sodium metal was subsequently trialled, due to its higher reduction potential. When the reaction was performed in THF solvent, or when sodium naphthalide was pre-formed as the reductant, the ^1H NMR resonances of **2** were completely absent, suggesting that a reaction had occurred. The product showed resonances corresponding to LNa_2 together with as yet uncharacterized titanium complexes, revealing that redistribution of the metal centres occurred, and that this route was not a viable method to cleanly insert a second metal into the ligand scaffold. In contrast, the addition of Bronsted bases NaH or $\text{Na}(\text{N}(\text{SiMe}_3)_2)$ gave sharp, well-defined spectra, suggesting the presence of a new complex, and with only a little redistribution to form LNa_2 . The same set of new product resonances was observed using NaH or $\text{Na}(\text{N}(\text{SiMe}_3)_2)$, which suggested that the major product was $\text{L}^3\text{-Ti}(\text{O}^i\text{Pr})_2\text{Na}$ (Fig. S4).

As the preliminary studies suggested that the ligand could adopt a trianionic coordination mode, achieved by deprotonation of the NH, diethylzinc was selected as a reagent to prepare heterometallic complexes. The selection of zinc was driven by the excellent precedent for zinc catalysts in CO_2/CHO alternating copolymerization and in lactide or ϵ -caprolactone polymerizations.^{30, 86-95} The addition of Et_2Zn to a yellow solution of **2**, in toluene, immediately formed a vivid orange solution (Scheme 1). Orange, block crystals were deposited from toluene solvent, after 24 hours at ambient temperature. The structure was elucidated through single crystal X-ray diffraction and revealed the product to be $[\text{LTi}(\text{O}^i\text{Pr})_2\text{ZnEt}]$, **3** (Fig. 1a). When Ph_2Zn was used as the organo-zinc reagent, the formation of crystals of the aryl analogue, $[\text{LTi}(\text{O}^i\text{Pr})_2\text{ZnPh}]$, **4** (Fig. 1b), were yielded as orange, block crystals from a hexane/THF solution at -40 °C after 2 weeks. Structurally characterized Zn/Ti complexes are rare, particularly those which are held in a symmetrical macrocyclic environment.^{96, 97}

Scheme 1: Synthesis of $\text{LTi}(\text{O}^i\text{Pr})_2$ (**2**), $\text{LTi}(\text{O}^i\text{Pr})_2\text{ZnEt}$ (**3**) and $\text{LTi}(\text{O}^i\text{Pr})_2\text{ZnPh}$ (**4**)



Reagents and conditions: i) $\text{Ti}(\text{O}^i\text{Pr})_4$, toluene, 25 °C, 1 h, 68 % isolated yield (quantitative yield by ^1H NMR); ii) **3**, Et_2Zn , toluene, 25 °C, 10 mins, 46% isolated yield (quantitative yield by ^1H NMR); **4**, Ph_2Zn , toluene, 25 °C, 10 mins, 64% isolated yield (quantitative yield by ^1H NMR).

Structural elucidation of **3** and **4** revealed that the two complexes are very similar, and the titanium centres are hexa-coordinate, connected to two phenolic oxygens, two *iso*-propoxide groups and two nitrogen centres, one of which is anionic (N8). The constraints of the tetra-coordinated macrocyclic ligand generates a distorted octahedral Ti geometry, with the *cis* angles ranging from 80.57(8)°-105.82(9)° (**3**), and 79.34(5)°-107.98(6)° (**4**), and the *trans* angles varying from 165.64(8)°-171.04(8)° (**3**), and 164.62(6)°-173.20(6)° (**4**). In both **3** and **4**, the zinc centre has a distorted tetrahedral geometry⁹⁸ and is connected to one phenolic oxygen, one *iso*-propoxide group and one nitrogen centre, with an additional ethyl (**3**) or aryl (**4**) ligand present to balance the charge. The large Zn1-O11 distances [3.601(2)Å, **3**; 3.599(1) Å, **4**] suggest that there is no coordination of the second phenolic O atom. As a result of containing both a hexa-coordinate and a tetra-coordinate metal centre, the ligand conformation is highly distorted and the two phenol rings lie almost perpendicular to each other (ring planes inclined by ca. 87°, **3**; 84°, **4**). This contrasts with the commonly observed “bowl” or “step”-shaped conformation of metal complexes of **1**.^{80-82, 85, 99}

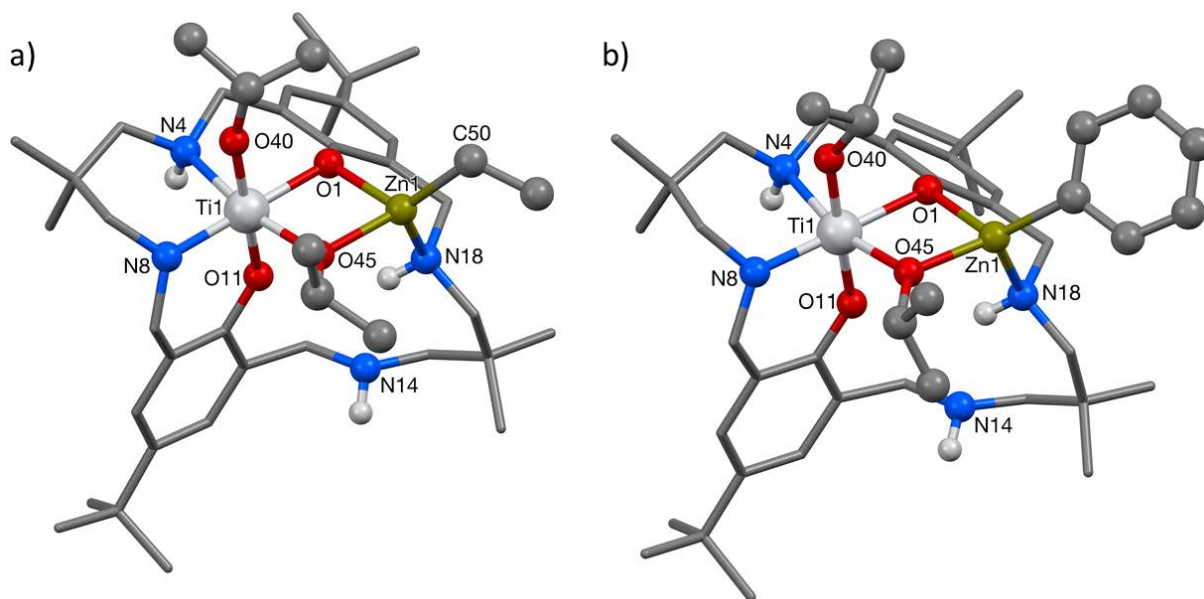


Figure 1: Crystal structures of a) $\text{LTi}(\text{O}^i\text{Pr})_2\text{ZnEt}$ and b) $\text{LTi}(\text{O}^i\text{Pr})_2\text{ZnPh}$.

It is also the first time that a trianionic ligand derived from **1** has been structurally characterised, demonstrating that NH deprotonation is a viable means to selectively incorporate a second metal into the complex. Only three of the four available nitrogen centres are involved in bonding to the metal atoms, and the non-coordinated nitrogen is an NH. The respective N8-C7 and N8-C9 bond lengths are 1.459(3) Å and 1.469(3) Å in **3**, and 1.468(2) Å and 1.469(2) Å in **4**, which rules out the presence of imine bond character. There is a clear distinction between the dative and anionic N-Ti bonds, as the anionic N-Ti bond length is significantly shorter than the N(H)-Ti bond (by 0.2 Å in **3**; 0.3 Å in **4**). A significant difference is also observed between the Ti-OⁱPr bond lengths, with the terminal *iso*-propoxide oxygen held 0.16 Å closer to the Ti centre than the bridging *iso*-propoxide oxygen, in both **3** and **4**. In **3**, the bridging *iso*-propoxide oxygen lies closer to Ti (1.975(2) Å, **3**) than Zn (2.012(2) Å), whereas the *iso*-propoxide bridge of **4** lies almost equidistant from Ti (1.980(1) Å) and Zn (1.976(1) Å). Amine deprotonation occurs adjacent to Ti rather than Zn, which is perhaps surprising as it contrasts with reported examples of titanium zincate complexes, where it is the zinc centre which bears a formal anionic charge.^{96, 97, 100-104} It seems plausible that the amine ligand may donate electron density to the Ti centre and acidify the NH group so that it can be deprotonated by Et₂Zn or Ph₂Zn. Hydrogen bonding to N(14) provides further stabilisation for the Zn-coordinated N18-H (N18⋯N14 2.910(3) Å, H⋯N14 2.195(8) Å, N18-H⋯N14 136.0(10)°, **3**; N18⋯N14 2.892(2) Å, H⋯N14 2.178(13) Å, N18-H⋯N14 135.8(16)°, **4**).

Monitoring the reaction of **2** with Et₂Zn, on a ¹H NMR scale in d₈-toluene, revealed the immediate loss of resonances assigned to **2** and Et₂Zn, accompanied by the formation of a new set of product resonances along with ethane (0.81 ppm). A distinctive sharp ¹H NMR spectrum was obtained (Fig. S5-6), where all signals were fully assigned to complex **3** as the sole reaction product. Consistent with a low symmetry complex, 21 individual resonances were observed for the benzylic, NH, OCH(CH₃)₂ and methylene protons. A distinctive doublet was observed at 5.66 ppm, attributed to one of the diastereotopic benzylic protons adjacent to the nitrogen anion, whereas the other diastereotopic proton was observed at 3.17 ppm. The benzylic and methylene protons adjacent to the metal-coordinated nitrogen atoms are diastereotopic, in contrast to those adjacent to the non-coordinated nitrogen. These resonances were fully assigned through COSY and HSQC experiments. Two individual OⁱPr CH resonances were observed (4.71 and 5.01 ppm), which hints that the solid-state structure is retained in solution, with one OⁱPr group bridging between two metal centres while the second is solely coordinated to Ti. DOSY analysis was performed, which confirmed that all product resonances possess the same diffusion coefficient. Comparison of the diffusion coefficient to standards gave a calculated molecular weight of 711 g mol⁻¹, which is in good agreement with that of a monomeric species in d₈-toluene (808 g mol⁻¹). The ¹H NMR spectra of **3** and **4** (Fig. S7-8) are broadly similar, and demonstrate the generality of applying other organo-zinc reagents to prepare hetero-Ti/Zn complexes.

Applications in Polymerization

Heterodinuclear **3** and **4** were tested for the alternating copolymerizations of CO₂/cyclohexene oxide (CHO), using 1 mol% catalyst loading (vs the epoxide, CHO) and 1 bar pressure of CO₂ at 80 °C, the conditions were selected as being optimum for related di-zinc catalysts.⁷¹ Both complexes were moderately active, giving up to 53% conversion after 24 h (Table 1, entry 3) and exhibited high CO₂ uptake, resulting in ~94% carbonate linkages. The polymerization was moderately well-controlled, with a MW of 2190 g mol⁻¹ and a dispersity of 1.35. The molecular weight distribution is bimodal, a feature which has been observed with many different catalysts for this copolymerization,^{85, 105-107} and which has previously been shown to be due to chain transfer reactions between the catalyst and cyclohexanediol; the diol is itself formed by reaction between epoxide and trace water as was clearly demonstrated by Darensbourg and co-workers using detailed spectroscopic monitoring of polymerizations.¹⁰⁸ Accordingly, the MALDI-ToF spectrum of the purified polymer showed two series of chains, which differed according to the chain end groups (Fig. S9). One series was a α-propoxide-ω-hydroxyl end-capped polycyclohexene carbonate, whereas the second was a telechelic polymer terminated by hydroxyl groups. The mono-titanium species **2** was completely inactive for polymerizations and no polycarbonate was

observed after 24 hours (entry 1). The lack of activity may provide indirect support for the notion that two metals are required for catalysis.¹⁰⁹ Furthermore, the monometallic zinc analogue, LZn, synthesized through the reaction of ligand **1** with one equivalent of either Et₂Zn or Ph₂Zn, has also shown no activity towards CO₂/CHO copolymerization, most likely because of the lack of an initiating co-ligand.⁷⁰ Comparing catalyst **3** against other known Ti(IV) catalysts for this polymerization is rather complex as other catalysts is more difficult due to the range of different conditions used and more details are provided in the ESI regarding specific data for literature catalysts (Fig. S10, Table S1).⁵⁶ Even given the different conditions used in testing other catalysts, catalyst **3** appears less active than the titanium diphenolate⁵⁰ or titanium bis(salphen)⁵⁴ complexes (Fig. S10, Table S1).^{53, 56} It should however be appreciated that the other reported Ti catalysts require the addition of co-catalyst to achieve polymerizations, in the case of catalysts **3** or **4** such additives are unnecessary.

Complexes **2-4** were also tested for the ring opening polymerization (ROP) of L-lactide (L-LA) ([LA] = 1M), using 1 mol% catalyst loading (vs. L-LA) in THF solution; once again the conditions were selected as being commonly used in testing in ROP catalysis.^{110, 111} Heterodinuclear catalysts **3** and **4** displayed moderate activities with high conversions being obtained in 40 minutes at 70 °C (Table 1, entry 8 and 10). The polymerization kinetics showed a first order dependence in monomer concentration (Fig. 2, LHS). The polymerization was well-controlled, with a linear correlation between the M_n and L-LA conversion and reasonable correlation between predicted and experimental values of MW, with dispersities < 1.20 in most cases (Fig. 2, RHS). The ROP of *rac*-lactide was also investigated and low hetero-selectivity was observed ($P_r = 0.68$, Table 1, entry 4).¹¹² The catalyst activity of **3** ($k_{obs} = 4 \text{ h}^{-1} (= 11 \times 10^{-4} \text{ s}^{-1})$ at 70°C, 1 mol% catalyst loading, [LA] – 1M in THF), is competitive compared to other titanium alkoxide catalysts (refer to ESI, Fig. S11 and Table S2).³⁰⁻³³ For example, **3** is 250 times faster, albeit at a higher concentration of monomer, than a related mono-titanium catalyst based on a diphenolate ligand scaffold ($k_{obs} = 16 \times 10^{-3} \text{ h}^{-1}$ at 100 °C, 1 mol% loading, [LA] – 0.5M in benzene, Fig. S11-E).³² In contrast to the promising activity exhibited by the heterodinuclear complexes **3** and **4**, the mononuclear Ti(IV) complex **2** showed no activity at all in the ROP of L-LA (Table 1, entry 6). The heterodinuclear complex **4** which has a phenyl group attached to the zinc centre gave a slightly slower rate of propagation ($6.3 \times 10^{-4} \text{ s}^{-1}$), providing some evidence that the phenyl group remains coordinated to the catalyst during the polymerization. The MALDI-ToF analysis confirms this hypothesis as it shows only polylactide chains terminated by *iso*-propyl (ester) and hydroxyl end groups; there was no evidence for any Zn-Et or Zn-Ph initiation of polymerizations (Fig. S12). The reactivity enhancement observed may have a steric origin; in **3**, the ligand is “tied back” to expose the zinc centre, which might facilitate lactide coordination [**3**, N18-Zn1-O1 84.40(8)°, N18-Zn1-O45

106.86(8)°, 01-Zn1-045 80.38(7)°; **4**, N18-Zn1-01 86.28(6)°, N18-Zn1-045 109.18(6)°, 01-Zn1-045 80.66(5)°].

Table 1. Polymerizations of CHO/CO₂ and cyclic esters catalysed using complexes **2**, **3** and **4**.

Entry	Monomer	Catalyst	Time	Temp (°C)	Conv. (%) ^a	M _n [Đ]	M _n calc
1 ^b	CO ₂ /CHO	2	24 h	80	0	-	-
2 ^b	CO ₂ /CHO	3	6 h	80	18	-	-
3 ^b	CO ₂ /CHO	3	24 h	80	52	2190 [1.35] ^c	-
4 ^b	CO ₂ /CHO	4	6 h	80	23	-	-
5 ^b	CO ₂ /CHO	4	24 h	80	40	1750 [1.37] ^c	-
6 ^d	L-LA	2	2 h	21	0	-	-
7 ^d	L-LA	3	2 h	21	31	8860 [1.15] ^e	4510 ^f
8 ^d	L-LA	3	40 min	70	89	12580 [1.13] ^e	12830 ^f
9 ^d	rac-LA ^g	3	2 h	50	92	11080 [1.45] ^e	13260 ^f
10 ^d	L-LA	4	40 min	70	75	6970 [1.17] ^e	10750 ^f
11 ^h	ε-CL	2	24 h	21	0	-	-
12 ^h	ε-CL	3	24 h	21	86	13570 [1.26] ^e	9820 ⁱ
13 ^h	ε-CL	3	140 min	70	94	5360 [1.21] ^e	5950 ⁱ
14 ^h	ε-CL	4	90 min	70	94	5820 [1.33] ^e	10700 ⁱ

a) Determined by ¹H NMR; b) Reaction conditions: 1 mol% catalyst (vs CHO); c) Determined by size-exclusion chromatography analysis in THF, using narrow M_n polystyrene standards as the calibrant; d) Reaction conditions: THF, [catalyst]:[L-LA] – 1:100, [L-LA] – 1.0 M; e) Determined by size-exclusion chromatography using a MALLS detector, using dn/dc values = 0.05 (PLA) and 0.078 (PCL) (refer to ESI); f) calculated using the formula M_n = DP/[cat] = (% conversion x 144.13)/1 (assuming one chain grows per catalyst); g) rac-lactide was used and the P_r value was determined to be 0.68 through homodecoupled ¹H NMR data¹¹²; h) Reaction conditions: THF, [catalyst]:[ε-CL] – 1:100, [ε-CL] – 0.9 M; i) calculated using the formula M_n = DP/[cat] = (% conversion x 114.14)/1 (assuming one chain grows per catalyst).

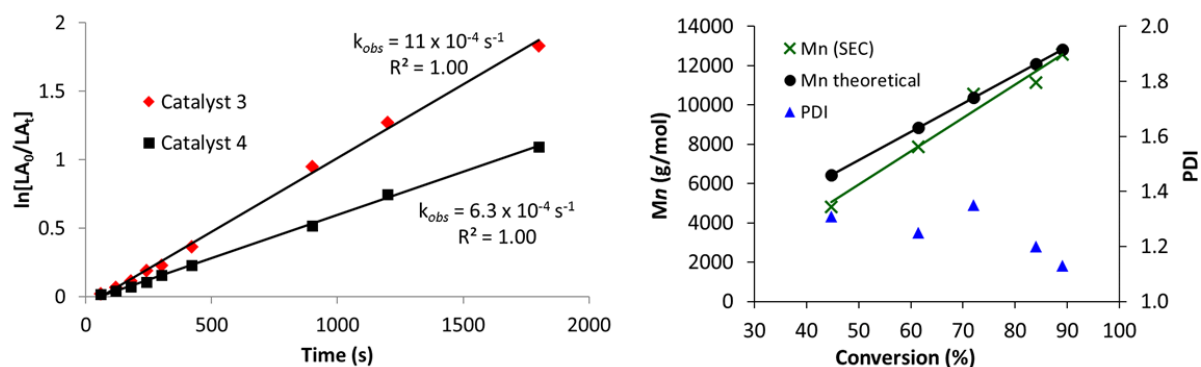


Figure 2: LHS: Plot of $\ln([L-LA_0]/[L-LA_t])$ versus time (s) using **3** (◆) and **4** (■). RHS: Plot of the molecular weight determined by SEC (X) and calculated (●) versus the conversion for **3** (100 equiv. L-LA in THF, at 70 °C: [L-LA] = 1 M).

The new catalysts were also investigated for the ROP of ϵ -caprolactone (ϵ -CL), using 1 mol% catalyst loading (vs ϵ -CL), at 70 °C in THF. Once again, only the hetero-Ti(IV)-Zn complexes **3** and **4** were active with the mono-Ti(IV) complex **2** showing no activity (Table 1). Heterodinuclear **3** displayed moderate activities (refer to ESI, Fig. S13, Table S3)^{25, 27} but also showed a clear induction period of approximately 45 minutes, during which very low conversions were observed. Such induction or initiation periods are common for ϵ -CL polymerization with other Ti and group 4 *iso*-propoxide catalysts,^{27, 113, 114} and are attributed to a structural rearrangement of the ligands of the initiator, allowing the monomer to access the metals coordination sphere prior to insertion.¹¹⁵⁻¹¹⁷ Intriguingly, no such induction period is observed with L-LA, which may suggest that the two monomers differ in their coordination mode to the heterobimetallic catalyst systems. After initiation, however, the polymerization progressed efficiently showing a linear fit to $\ln([\epsilon\text{-CL}_0]/[\epsilon\text{-CL}_t])$ versus time data (Fig. 3, LHS), corresponding to a first-order dependence on ϵ -CL concentration ($k_{\text{obs}} = 5.2 \times 10^{-4} \text{ s}^{-1}$). Curiously, a much shorter induction period is observed using heterodinuclear catalyst **4**, which therefore displayed much higher activity overall, in spite of the almost identical polymerization rates. Close inspection of the bond lengths and angles reveal that the Ti-O $\text{Pr}_{\text{terminal}}$ bond is 0.02 Å shorter and stronger in **3**, which may in part account for its lower reactivity towards initiation. For both **3** and **4**, MALDI-ToF analysis of the purified polycaprolactone showed two series of chains, with different end groups. While the first is an α -propoxide, ω -hydroxy end-capped PCL, the second is more unusual, with the chain ends terminated by the ligand, and a hydroxy group (Fig. S14). This finding suggests that the anionic ligand scaffold can also act as an initiating species in catalysis, a feature which is preferably avoided to be sure of optimum performance and control.

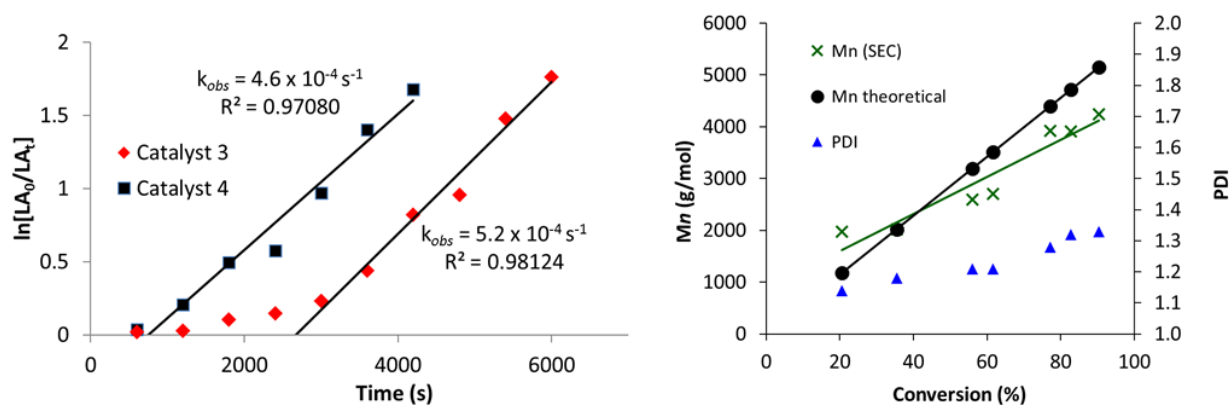


Figure 3: LHS: Plot of $\ln([\varepsilon\text{-CL}_0]/[\varepsilon\text{-CL}_t])$ versus time (s) using **3** (100 equiv. $\varepsilon\text{-CL}$ in THF, at 70 °C: $[\varepsilon\text{-CL}] = 0.9$ M). RHS: Plot of the molecular weight determined by SEC (X) and calculated (●) versus the conversion for **3** (100 equiv. $\varepsilon\text{-CL}$ in THF, at 70 °C: $[\varepsilon\text{-CL}] = 0.9$ M).

Conclusions

In conclusion, two new heterodinuclear Ti(IV)/Zn(II) complexes were synthesized from a symmetrical macrocyclic ligand by taking advantage of the facility to form a mono-Ti(IV) complex first and to subsequently add an organo-zinc reagent. The new complexes are examples of early-late first row transition metal heterodinuclear catalysts. They were fully characterized using X-ray crystallographic and NMR spectroscopic studies. For this particular class of macrocycles, homodinuclear complexes are well known but heterodinuclear analogues, particularly synthesised in high yields, remain very unusual. The ligand also adopts an unexpected trianionic coordination with the metals, and the complexes contain co-ligands (alkoxides) which are effective initiators for various polymerizations. The new heterodinuclear complexes show good performances in both the alternating copolymerization of epoxide and carbon dioxide and the ring opening polymerization of lactones/lactide. The mono-Ti(IV) complex is completely inactive which builds further evidence towards the importance of dinuclear polymerization catalysts and the potential for mixed metal synergic interactions. Generally, there is a growing evidence that heterodinuclear complexes are an important focus in polymerization catalysis; in future it will also be necessary to ensure that where possible earth abundant elements like titanium or zinc are applied so as to produce more sustainable and cost-effective catalysts. Further work is necessary to optimise the catalysis and could be directed towards the incorporation of different metals and co-ligands.

Experimental Section

All metal complexes were synthesized under anhydrous conditions, using MBraun gloveboxes and standard Schlenk techniques. Solvents and reagents were obtained from Sigma Aldrich or Strem and were used as received unless stated otherwise. THF and toluene were dried by refluxing over sodium and benzophenone and stored under nitrogen. Cyclohexene oxide (CHO) was dried over CaH₂ and fractionally distilled under nitrogen. All dry solvents and reagents were stored under nitrogen and degassed by several freeze-pump-thaw cycles. A research grade CO₂ cylinder supplied by BOC (100% purity), and fitted with a Drierite drying column, was used as the CO₂ source for all copolymerisation studies. Macrocyclic ligand **1** was synthesized following literature procedures.⁸¹ NMR spectra were recorded using a Bruker AV 400 MHz spectrometer. Correlations between proton and carbon atoms were obtained by using COSY and HSQC NMR spectroscopic methods. Elemental analysis was determined by Stephen Boyer at London Metropolitan University. SEC was performed using two Mixed Bed PSS SDV linear S columns in series, with THF as the eluent, at a flow rate of 1 mL/min, on a Shimadzu LC-20AD instrument at 40 °C. For polycarbonate, the molecular weight (M_n) was determined by comparison against polystyrene standards. For polylactide and polycaprolactone, the MALLS detector was calibrated by polystyrene standards and the dn/dc values were measured using an external RID detector (Knauer) (refer to ESI). The polymer samples were dissolved in SEC grade THF and filtered prior to analysis.

Complex Synthesis

LTi(OⁱPr)₂, 2: 1 (0.50 g, 0.91 mmol) was weighed into a Schlenk flask in the glovebox. Ti(OⁱPr)₄ (0.27 mL, 0.91 mmol) was transferred into a separate Schlenk flask via syringe. Each flask was then transferred to the bench and 5 mL of toluene solvent was added (10 mL in total). The Ti(OⁱPr)₄ solution was transferred to the suspension of **1** via cannula and the reaction mixture was left to stir at ambient temperature for 1 hour. All solvent was removed *in vacuo*, which formed an oily yellow solid. Hexane (7 mL) and THF (20 mL) were added, and then solvent was removed *in vacuo* to yield the product as a yellow powder (0.44 g, 68 % yield).

Two sets of resonances are observed in d₈-toluene solvent at 298 K which are attributed to the presence of two conformational isomers, as has been previously observed with other organometallic complexes derived from **1**.⁷⁰

¹H NMR (d₈-toluene, 400.20 MHz, 298 K): 7.38, 7.09, 7.01 and 6.82 (d, 1H, m-ArH), 7.30, 7.13, 7.04 and 6.93, (d, 0.8H, m-ArH*), 5.13 and 5.10 (sept., 1H, CH-OⁱPr), 5.12 and 4.55 (m., 0.8H, CH-OⁱPr*),

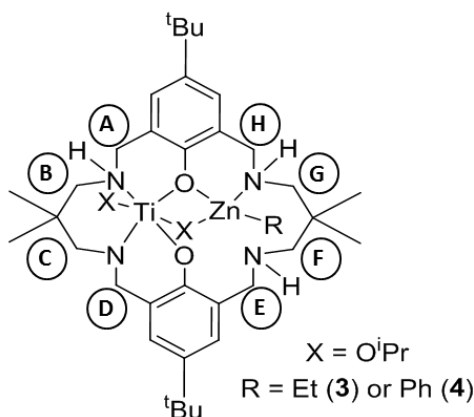
4.75 (d, J = 13.7, 3.4 Hz, 1H, benzylic-CH), 4.62 (dd, J = 12.2, 3.1 Hz, 1H, benzylic-CH), 4.40 (dd, J = 12.1, 8.1 Hz, 0.8H, benzylic-CH*), 4.32 (dd, J = 12.4 Hz, 1H, benzylic-CH), 4.08 (dd, J = 11.6 Hz, 0.8H, benzylic-CH*), 3.85 (dd, J = 11.7, 7.8 Hz, 1H, benzylic-CH), 3.64 (dd, J = 12.9, 6.3 Hz, 0.8H, benzylic-CH*), 3.35 (dd, J = 12.2, 9.9 Hz, 1H, benzylic-CH), 3.27 – 2.98 (m, 6H, 2 x benzylic-CH, 4 x benzylic-CH*, 1 x methylene-CH, 1 x methylene-CH*), 2.98 – 2.83 (m, 2.6H, 1 x benzylic-CH, 1 x benzylic-CH*, NH*), 2.83 – 2.65 (m, 2.6H, 1 x methylene-CH, 2 x methylene-CH*), 2.69 – 2.54 (m, 2.6H, 1 x methylene-CH, 2 x methylene-CH*), 2.58 – 2.35 (m, 4.8H, 1 x NH, 3 x methylene-CH, 1 x methylene-CH*), 2.05 - 1.90 (m, 4.6H, 2 x methylene-CH*, 2 x methylene-CH, 1x NH), 1.62 (m, 1.8H, NH and NH*), 1.54 (m, 1.8H, NH and NH*), 1.43 (d, J = 6.1 Hz, 3H, CH₃-ⁱPrO), 1.37 (d, J = 6.1 Hz, 5H, CH₃-ⁱPrO*), 1.34 (s, 9H, ^tBu), 1.31 (s, 7H, ^tBu*), 1.30 (s, 7H, ^tBu*), 1.27 (d, 6H, CH₃-ⁱPrO), 1.25 (s, 9H, ^tBu), 1.19 (s, 2.4H, C(CH₃)₂*), 1.03 (d, 3H, CH₃-ⁱPrO), 1.02 (s, 3H, C(CH₃)₂), 0.98 (s, 3H, C(CH₃)₂), 0.86 (s, 2.4H, C(CH₃)₂*), 0.71 (s, 3H, C(CH₃)₂), 0.58 (s, 2.4H, C(CH₃)₂*), 0.31 (d, J = 5.9 Hz, 5H, CH₃-ⁱPrO*), 0.11 (s, 3H, C(CH₃)₂).

¹³C NMR (d₈-toluene, 100.63 MHz, 298 K): 128.2, 126.9, 124.3, 122.0 (*m*-Ar), 129.3, 127.1, 124.4, 124.2 (*m*-Ar*), 78.0 and 75.7 (CH-OⁱPr and CH-OⁱPr*), 62.2, 60.6, 58.0 and 57.7 (methylene-CH₂), 62.7, 60.9, 58.0 and 56.9 (methylene-CH*), 57.4, 57.0, 52.2 and 51.4 (benzylic-CH₂), 55.8, 53.6, 52.2 and 51.9 (benzylic-CH₂*), 36.3, 35.3, 34.7, 34.1, 33.9 and 33.8 (quat. ^tBu, ^tBu*, CMe₂ and CMe₂*), 32.1, 32.0, 31.9 and 31.8 (^tBu, ^tBu*, CH₃-ⁱPrO* and C(CH₃)₂*), 27.1 (C(CH₃)₂*), 26.9 (CH₃-ⁱPrO), 26.7 (C(CH₃)₂), 26.6 (CH₃-ⁱPrO), 26.4 (CH₃-ⁱPrO*), 26.2 (CH₃-ⁱPrO), 25.5 (C(CH₃)₂*), 24.1 (C(CH₃)₂). Not all quaternary carbon resonances were not observed.

Anal. Calc. for **LTi(OⁱPr)₂**:C, 67.02; H, 9.56; N, 7.82. Found: C, 66.84; H, 9.66; N, 7.71

MS (MALDI-TOF): m/z 657.8 [LTi(OⁱPr)]⁺ (100%)

LTiZn(OⁱPr)₂Et, 3: 1 (0.50 g, 0.91 mmol) was suspended in toluene (5 mL). To this suspension, a solution of Ti(OⁱPr)₄ (0.27 mL, 0.91 mmol) in toluene (5 mL) was added. The reaction mixture was stirred at ambient temperature for 1 hour then all volatiles were removed *in vacuo*. Toluene (5 mL) was added, followed by Et₂Zn (93 μL, 0.91 mmol), which gave an immediate colour change from yellow to orange. After 10 minutes, approximately half the solvent was removed *in vacuo*. Orange crystals were obtained overnight at ambient temperature (0.33 g, 46% yield).



¹H NMR (d₈-toluene, 400.20 MHz, 298 K): 7.09 (d, 1H, *m*-Ar(H_H)), 7.01 (d, 1H, *m*-Ar(H_A)), 6.98 (d, 1H, *m*-Ar(H_E)), 6.91 (d, 1H, *m*-Ar(H_D)), 5.68 (d, J = 15.8 Hz, 1H, H_D), 5.60 (dd, J = 11.1 Hz, 1H, NH_C), 5.26 (d, J = 12.4 Hz, 1H, H_C) 5.00 (d, J = 6.0 Hz, 1H, CH-OⁱPr), 4.71 (d, J = 6.0 Hz, 1H, CH-OⁱPr), 4.52 (dd, J = 13.3, 10.4 Hz, 1H, H_H), 4.08 (dd, J = 11.8 Hz, 1H, H_A), 3.68 (d, J = 13.5 Hz, 1H, H_H), 3.24 (dd, J = 12.1 Hz, 1H, H_B), 3.18 (d, J = 16.1 Hz, 1H, H_D), 3.00 – 2.91 (m., 4H, H_C, H_A, H_E), 2.62 – 2.45 (m., 5H, H_C, H_F, H_G, NH_A), 2.01 (d, 11.2 Hz, 1H, H_B), 1.73 (m, 4H, NH_E and Zn-CH₂-CH₃), 1.46 and 1.45 (d, J = 5.9 Hz, 3H, CH₃-ⁱPrO), 1.40 (d, J = 5.9 Hz, 3H, CH₃-ⁱPrO), 1.33 and 1.31 (s, 9H, ^tBu), 1.29 (d, J = 5.9 Hz, 3H, CH₃-ⁱPrO), 0.94 and 0.79 (s, 3H, C(CH₃)₂), 0.70 (dq, 2H, J = 7.9 Hz, 1.6 Hz, Zn-CH₂-CH₃), 0.46 and 0.28 ppm (s, 3H, C(CH₃)₂).

¹³C NMR (d₈-toluene, 100.63 MHz, 298 K): 160.6 (*i*-Ph), 138.6 (quat. Ar-C), 127.9 (Ar-CH_H), 126.6 (Ar-CH_A), 125.1 (Ar-CH_E) and 123.6 (Ar-CH_D), 77.4 (CH_C), 75.1 (CH-OⁱPr), 69.8 (CH-OⁱPr), 65.3 (CH_D), 64.4 (CH_B), 57.0 (CH_F), 56.7 (CH_G), 55.9 (CH_A), 52.3 (CH_H), 51.2 (CH_E), 37.7, 34.6, 33.9 and 33.8 [quat. C, ^tBu and C(Me)₂], 32.1 [C(CH₃)₃], 31.9 [C(CH₃)₃], 31.1 [C(CH₃)₂], 28.3 [C(CH₃)₂], 28.1 (CH₃-ⁱPrO), 27.3 (CH₃-ⁱPrO), 27.2 (CH₃-ⁱPrO), 27.0 (CH₃-ⁱPrO), 26.5 [C(CH₃)₂], 23.9 [C(CH₃)₂], 14.2 (Zn-CH₂-CH₃), -1.0 (Zn-CH₂-CH₃). Not all quaternary aromatic carbon signals were observed.

Anal. Calc. for **LTiZn(OⁱPr)₂Et**: C, 62.26; H, 8.96; N, 6.91. Found: C, 61.86; H, 8.81; N, 6.86.

Due to the air-sensitivity of **LTiZn(OⁱPr)₂Et**, suitable MS data could not be collected.

LTiZn(OⁱPr)₂Et, 4: Complex **4** was synthesised following the general procedure described for **3**. Immediately after the addition of Ph₂Zn (0.20 g, 0.91 mmol), the solution changed colour from yellow to orange. The reaction mixture was allowed to stir for 1 hour, and solvent was subsequently removed *in vacuo*, to yield **4** (0.50 g, 64% yield).

¹H NMR (d₈-toluene, 400.20 MHz, 298 K): 7.94 (dd, J = 8.0 Hz, *o*-Ph, 2H), 7.40 (dd, J = 7.9, 6.9 Hz, *m*-Ph, 2H), 7.28 (t, J = 8Hz, *p*-Ph, 1H), 7.15 and 7.05 (d, 1H, *m*-Ar(H_A) and *m*-Ar(H_H)), 7.00 (d, J =

2.3 Hz, 1H, *m*-Ar(H_E)), 6.98 (d, J = 2.7 Hz, 1H, *m*-Ar(H_D)), 5.81 (dd, J = 11.0 Hz, 1H, NH_G), 5.66 (d, J = 15.5 Hz, 1H, H_D), 5.24 (d, J = 12.5 Hz, 1H, H_C), 5.04 (sept, J = 6.0 Hz, 1H, CH-OⁱPr), 4.71 (sept, J = 6.1 Hz, 1H, CH-OⁱPr), 4.64 (dd, J = 13.8, 10.3 Hz, 1H, H_H), 4.34 (m, 4H, NH_E), 4.14 (dd, J = 11.8 Hz, 1H, H_A), 3.56 (d, J = 13.6 Hz, 1H, H_H), 3.23 (dd, J = 12.1 Hz, 1H, H_B), 3.15 (d, J = 15.7 Hz, 1H, H_D), 3.05 – 2.88 (m., 5H, H_A, H_E, H_G, H_F), 2.69 (dd, J = 14.1 Hz, 12.1 Hz, 1H, H_G), 2.52 (dd, J = 12.5 Hz, 4.1 Hz, 1H, H_C), 2.43 (dd, J = 12.7 Hz, 5.6 Hz, 1H, H_F), 1.99 (d, J = 11.4 Hz, 1H, H_B), 1.74 (m, 1H, NH_A), 1.40, 1.37, 1.33 and 1.23 (d, 3H, CH₃-ⁱPrO), 1.29 and 1.29 (s, 9H, ^tBu), 0.83 and 0.76 (s, 3H, C(CH₃)₂), 0.43 and 0.25 ppm (s, 3H, C(CH₃)₂).

¹³C NMR (d₈-toluene, 100.63 MHz, 298 K): 139.7 (*o*-Ph), 139.1 (quat. C), 138.8 (quat. C), 127.5 (*m*-Ph), 127.1 and 126.7 (Ar-CH_A and Ar-CH_H), 126.3 and 126.1 (quat. C), 125.6 (*p*-Ph), 125.6 (Ar-CH_E), 123.6 (Ar-CH_D), 77.5 (CH_C), 75.3 (CH-OⁱPr), 70.0 (CH-OⁱPr), 65.4 (CH_D), 64.4 (CH_B), 57.2 (CH_G), 56.7 (CH_F), 56.0 (CH_A), 52.6 (CH_H), 51.2 (CH_E), 37.8, 34.6, 33.9 and 33.8 [quat. C, ^tBu and C(Me)₂], 32.1 [C(CH₃)₃], 31.8 [C(CH₃)₃], 30.9 [C(CH₃)₂], 28.4 [C(CH₃)₂], 27.4 (CH₃-ⁱPrOH), 27.2 (CH₃-ⁱPrOH), 27.1 (CH₃-ⁱPrOH), 26.8 (CH₃-ⁱPrOH), 26.5 [C(CH₃)₂], 23.9 [C(CH₃)₂]. Not all quaternary aromatic carbon signals were observed.

Anal. Calc. for **LTiZn(OⁱPr)₂Ph**: C, 64.37; H, 8.46; N, 6.53. Found: C, 64.06; H, 8.32; N, 6.28.

Due to the air-sensitivity of **LTiZn(OⁱPr)₂Ph**, suitable MS data could not be collected.

Acknowledgements

The authors gratefully acknowledge the EPSRC (EP/K035274/1) and Climate KIC (project EnCO₂re) for funding. Dr Valentin Poirier is acknowledged for the determination of the dn/dc values for polylactide and polycaprolactone.

References

1. E. Hevia, J. Z. Chua, P. García-Álvarez, A. R. Kennedy and M. D. McCall, *Proc. Natl. Acad. Sci. U.S.A.*, 2010, **107**, 5294-5299.
2. T. D. Bluemke, W. Clegg, P. Garcia-Alvarez, A. R. Kennedy, K. Koszinowski, M. D. McCall, L. Russo and E. Hevia, *Chem. Sci.*, 2014, **5**, 3552-3562.
3. P. C. Andrikopoulos, D. R. Armstrong, H. R. L. Barley, W. Clegg, S. H. Dale, E. Hevia, G. W. Honeyman, A. R. Kennedy and R. E. Mulvey, *J. Am. Chem. Soc.*, 2005, **127**, 6184-6185.
4. R. E. Mulvey, *Organometallics*, 2006, **25**, 1060-1075.

5. R. E. Mulvey, F. Mongin, M. Uchiyama and Y. Kondo, *Angew. Chem. Int. Ed.*, 2007, **46**, 3802-3824.
6. A. Harrison-Marchand and F. Mongin, *Chem. Rev.*, 2013, **113**, 7470-7562.
7. F. Mongin and A. Harrison-Marchand, *Chem. Rev.*, 2013, **113**, 7563-7727.
8. A. J. Martínez-Martínez, A. R. Kennedy, R. E. Mulvey and C. T. O'Hara, *Science*, 2014, **346**, 834-837.
9. T. Arai, H. Sasai, K.-i. Aoe, K. Okamura, T. Date and M. Shibasaki, *Angew. Chem. Int. Ed.*, 1996, **35**, 104-106.
10. M. Shibasaki, H. Sasai and T. Arai, *Angew. Chem. Int. Ed.*, 1997, **36**, 1236-1256.
11. M. Shibasaki and N. Yoshikawa, *Chem. Rev.*, 2002, **102**, 2187-2210.
12. R. E. Mulvey, *Acc. Chem. Res.*, 2009, **42**, 743-755.
13. B. Haag, M. Mosrin, H. Ila, V. Malakhov and P. Knochel, *Angew. Chem. Int. Ed.*, 2011, **50**, 9794-9824.
14. J. P. McInnis, M. Delferro and T. J. Marks, *Acc. Chem. Res.*, 2014, **47**, 2545-2557.
15. Y. Sarazin, R. H. Howard, D. L. Hughes, S. M. Humphrey and M. Bochmann, *Dalton Trans.*, 2006, 340-350.
16. H.-Y. Chen, M.-Y. Liu, A. K. Sutar and C.-C. Lin, *Inorg. Chem.*, 2010, **49**, 665-674.
17. S. A. Ryken and L. L. Schafer, *Acc. Chem. Res.*, 2015, **48**, 2576-2586.
18. E. Chong, P. Garcia and L. L. Schafer, *Synthesis*, 2014, **46**, 2884-2896.
19. S. E. Denmark and J. Fu, *Chem. Rev.*, 2003, **103**, 2763-2794.
20. B. Schetter, B. Ziemer, G. Schnakenburg and R. Mahrwald, *J. Org. Chem.*, 2008, **73**, 813-819.
21. E. P. Talsi, D. G. Samsonenko and K. P. Bryliakov, *Chem. Eur. J.*, 2014, **20**, 14329-14335.
22. H. H. Brintzinger, D. Fischer, R. Mulhaupt, B. Rieger and R. M. Waymouth, *Angew. Chem. Int. Ed.*, 1995, **34**, 1143-1170.
23. M. Bochmann, *J. Chem. Soc., Dalton Trans.*, 1996, 255-270.
24. E. Y. X. Chen and T. J. Marks, *Chem. Rev.*, 2000, **100**, 1391-1434.
25. A. D. Schwarz, A. L. Thompson and P. Mountford, *Inorg. Chem.*, 2009, **48**, 10442-10454.
26. A. D. Schwarz, K. R. Herbert, C. Paniagua and P. Mountford, *Organometallics*, 2010, **29**, 4171-4188.
27. L. C. Liang, S. T. Lin and C. C. Chien, *Inorg. Chem.*, 2013, **52**, 1780-1786.
28. R. L. Webster, N. Noroozi, S. G. Hatzikiriakos, J. A. Thomson and L. L. Schafer, *Chem. Commun.*, 2013, **49**, 57-59.
29. F. Zhang, H. Song and G. Zi, *J. Organomet. Chem.*, 2010, **695**, 1993-1999.
30. C. Bakewell, G. Fateh-Iravani, D. W. Beh, D. Myers, S. Tabthong, P. Hormnirun, A. J. P. White, N. Long and C. K. Williams, *Dalton Trans.*, 2015, **44**, 12326-12337.
31. T. K. Saha, B. Rajashekar and D. Chakraborty, *RSC Adv.*, 2012, **2**, 307-318.
32. J.-C. Buffet, A. N. Martin, M. Kol and J. Okuda, *Polym. Chem.*, 2011, **2**, 2378-2384.
33. H. C. Tseng, H. Y. Chen, Y. T. Huang, W. Y. Lu, Y. L. Chang, M. Y. Chiang, Y. C. Lai and H. Y. Chen, *Inorg. Chem.*, 2016, **55**, 1642-1650.
34. J. Ejfler, M. Kobylka, L. B. Jerzykiewicz and P. Sobota, *J. Mol. Catal. A: Chem.*, 2006, **257**, 105-111.
35. B. Gao, Q. Duan, Y. H. Li, D. N. Li, L. Q. Zhang, Y. Cui, N. H. Hu and X. Pang, *RSC Adv.*, 2015, **5**, 13437-13442.
36. D. J. Gilmour, R. L. Webster, M. R. Perry and L. L. Schafer, *Dalton Trans.*, 2015, **44**, 12411-12419.
37. S. L. Hancock, M. F. Mahon and M. D. Jones, *Dalton Trans.*, 2011, **40**, 2033-2037.
38. S. L. Hancock, M. F. Mahon and M. D. Jones, *Chem. Cent. J.*, 2013, **7**.
39. Y. J. Kim and J. G. Verkade, *Macromol. Rapid Commun.*, 2002, **23**, 917-921.
40. A. J. Nielson and J. M. Waters, *Polyhedron*, 2010, **29**, 1715-1726.
41. N. Petzetakis, M. Pitsikalis and N. Hadjichristidis, *J. Polym. Sci., Part A: Polym. Chem.*, 2010, **48**, 1092-1103.

42. B. Rajashekhar, S. K. Roymuhury, D. Chakraborty and V. Ramkumar, *Dalton Trans.*, 2015, **44**, 16280-16293.
43. C. Romain, L. Brelot, S. Bellemin-Laponnaz and S. Dagorne, *Organometallics*, 2010, **29**, 1191-1198.
44. C. Romain, S. Choua, J. P. Collin, M. Heinrich, C. Bailly, L. Karmazin-Brelot, S. Bellemin-Laponnaz and S. Dagorne, *Inorg. Chem.*, 2014, **53**, 7371-7376.
45. A. Sauer, A. Kapelski, C. Fliedel, S. Dagorne, M. Kol and J. Okuda, *Dalton Trans.*, 2013, **42**, 9007-9023.
46. E. Sergeeva, J. Kopilov, I. Goldberg and M. Kol, *Inorg. Chem.*, 2010, **49**, 3977-3979.
47. C. K. Su, H. J. Chuang, C. Y. Li, C. Y. Yu, B. T. Ko, J. D. Chen and M. J. Chen, *Organometallics*, 2014, **33**, 7091-7100.
48. E. L. Whitelaw, M. D. Jones, M. F. Mahon and G. Kociok-Kohn, *Dalton Trans.*, 2009, 9020-9025.
49. A. L. Zelikoff, J. Kopilov, I. Goldberg, G. W. Coates and M. Kol, *Chem. Commun.*, 2009, 6804-6806.
50. K. Nakano, K. Kobayashi and K. Nozaki, *J. Am. Chem. Soc.*, 2011, **133**, 10720-10723.
51. Y. Wang, Y. Qin, X. Wang and F. Wang, *Catal. Sci. Tech.*, 2014, **4**, 3964-3972.
52. Y. Wang, Y. Qin, X. Wang and F. Wang, *ACS Catal.*, 2015, **5**, 393-396.
53. C. C. Quadri and E. Le Roux, *Dalton Trans.*, 2014, **43**, 4242-4246.
54. M. Mandal and D. Chakraborty, *J. Polym. Sci., Part A: Polym. Chem.*, 2015, **54**, 809-824.
55. C.-K. Su, H.-J. Chuang, C.-Y. Li, C.-Y. Yu, B.-T. Ko, J.-D. Chen and M.-J. Chen, *Organometallics*, 2014, **33**, 7091-7100.
56. J. Hessevik, R. Lalrempuia, H. Nsiri, K. W. Tornroos, V. R. Jensen and E. Le Roux, *Dalton Trans.*, 2016, **45**, 14734-14744.
57. C. Y. Li, C. J. Yu and B. T. Ko, *Organometallics*, 2013, **32**, 172-180.
58. J. Wang, H. Li, N. Guo, L. Li, C. L. Stern and T. J. Marks, *Organometallics*, 2004, **23**, 5112-5114.
59. H. Li and T. J. Marks, *Proc. Natl. Acad. Sci. U.S.A.*, 2006, **103**, 15295-15302.
60. S. K. Mandal and H. W. Roesky, *Acc. Chem. Res.*, 2010, **43**, 248-259.
61. F. Hild, P. Haquette, L. Brelot and S. Dagorne, *Dalton Trans.*, 2010, **39**, 533-540.
62. M. Delferro and T. J. Marks, *Chem. Rev.*, 2011, **111**, 2450-2485.
63. M. Normand, E. Kirillov, T. Roisnel and J.-F. Carpentier, *Organometallics*, 2012, **31**, 1448-1457.
64. B. Gao, R. Duan, X. Pang, X. Li, Z. Qu, H. Shao, X. Wang and X. Chen, *Dalton Trans.*, 2013, **42**, 16334-16342.
65. C. Boulho, H. S. Zijlstra and S. Harder, *Eur. J. Inorg. Chem.*, 2015, **2015**, 2132-2138.
66. S. Liu, A. Motta, M. Delferro and T. J. Marks, *J. Am. Chem. Soc.*, 2013, **135**, 8830-8833.
67. S. Liu, A. Motta, A. R. Mouat, M. Delferro and T. J. Marks, *J. Am. Chem. Soc.*, 2014, **136**, 10460-10469.
68. J. Kuwabara, D. Takeuchi and K. Osakada, *Chem. Commun.*, 2006, 3815-3817.
69. P. K. Saini, C. Romain and C. K. Williams, *Chem. Commun.*, 2014, **50**, 4164-4167.
70. J. A. Garden, P. K. Saini and C. K. Williams, *J. Am. Chem. Soc.*, 2015, **137**, 15078-15081.
71. M. I. Childers, J. M. Longo, N. J. Van Zee, A. M. LaPointe and G. W. Coates, *Chem. Rev.*, 2014, **114**, 8129-8152.
72. N. Takeda and S. Inoue, *Makromol. Chem.*, 1978, **179**, 1377-1381.
73. D. R. Moore, M. Cheng, E. B. Lobkovsky and G. W. Coates, *J. Am. Chem. Soc.*, 2003, **125**, 11911-11924.
74. K. Nakano, S. Hashimoto and K. Nozaki, *Chem. Sci.*, 2010, **1**, 369-373.
75. M. R. Kember, A. Buchard and C. K. Williams, *Chem. Commun.*, 2011, **47**, 141-163.
76. G.-P. Wu, D. J. Darensbourg and X.-B. Lu, *J. Am. Chem. Soc.*, 2012, **134**, 17739-17745.
77. M. W. Lehenmeier, S. Kissling, P. T. Altenbuchner, C. Bruckmeier, P. Deglmann, A.-K. Brym and B. Rieger, *Angew. Chem. Int. Ed.*, 2013, **52**, 9821-9826.

78. Y. Liu, W.-M. Ren, J. Liu and X.-B. Lu, *Angew. Chem. Int. Ed.*, 2013, **52**, 11594-11598.
79. F. Al-Qaisi, E. Streng, A. Tsarev, M. Nieger and T. Repo, *Eur. J. Inorg. Chem.*, 2015, **2015**, 5363-5367.
80. A. Buchard, F. Jutz, M. R. Kember, A. J. P. White, H. S. Rzepa and C. K. Williams, *Macromolecules*, 2012, **45**, 6781-6795.
81. M. R. Kember, P. D. Knight, P. T. R. Reung and C. K. Williams, *Angew. Chem. Int. Ed.*, 2009, **48**, 931-933.
82. M. R. Kember, A. J. P. White and C. K. Williams, *Inorg. Chem.*, 2009, **48**, 9535-9542.
83. M. R. Kember and C. K. Williams, *J. Am. Chem. Soc.*, 2012, **134**, 15676-15679.
84. A. Buchard, M. R. Kember, K. G. Sandeman and C. K. Williams, *Chem. Commun.*, 2011, **47**, 212-214.
85. M. R. Kember, A. J. P. White and C. K. Williams, *Macromolecules*, 2010, **43**, 2291-2298.
86. G. A. Luinstra, *Polym. Rev.*, 2008, **48**, 192-219.
87. S. I. Vagin, R. Reichardt, S. Klaus and B. Rieger, *J. Am. Chem. Soc.*, 2010, **132**, 14367-14369.
88. S. Klaus, M. W. Lehenmeier, E. Herdtweck, P. Deglmann, A. K. Ott and B. Rieger, *J. Am. Chem. Soc.*, 2011, **133**, 13151-13161.
89. W. C. Ellis, Y. Jung, M. Mulzer, R. Di Girolamo, E. B. Lobkovsky and G. W. Coates, *Chem. Sci.*, 2014, **5**, 4004-4011.
90. Y. Liu, W.-M. Ren, K.-K. He and X.-B. Lu, *Nat. Commun.*, 2014, **5**.
91. S. Kissling, P. T. Altenbuchner, M. W. Lehenmeier, E. Herdtweck, P. Deglmann, U. B. Seemann and B. Rieger, *Chem. Eur. J.*, 2015, **21**, 8148-8157.
92. C. K. Williams, L. E. Breyfogle, S. K. Choi, W. Nam, V. G. Young, M. A. Hillmyer and W. B. Tolman, *J. Am. Chem. Soc.*, 2003, **125**, 11350-11359.
93. C. K. Williams, N. R. Brooks, M. A. Hillmyer and W. B. Tolman, *Chem. Commun.*, 2002, 2132-2133.
94. C. Romain and C. K. Williams, *Angew. Chem. Int. Ed.*, 2014, **53**, 1607-1610.
95. B. M. Chamberlain, M. Cheng, D. R. Moore, T. M. Ovitt, E. B. Lobkovsky and G. W. Coates, *J. Am. Chem. Soc.*, 2001, **123**, 3229-3238.
96. J. Streuff, M. Feurer, G. Frey, A. Steffani, S. Kacprzak, J. Weweler, L. H. Leijendekker, D. Kratzert and D. A. Plattner, *J. Am. Chem. Soc.*, 2015, **137**, 14396-14405.
97. C. G. Vonk, *J. Cryst. Mol. Struct.*, 1973, **3**, 201-207.
98. L. Yang, D. R. Powell and R. P. Houser, *Dalton Trans.*, 2007, 955-964.
99. M. R. Kember, F. Jutz, A. Buchard, A. J. P. White and C. K. Williams, *Chem. Sci.*, 2012, **3**, 1245-1255.
100. D. G. Sekutowski and G. D. Stucky, *Inorg. Chem.*, 1975, **14**, 2192-2199.
101. K. Folting, J. C. Huffman, R. L. Bansemer and K. G. Caulton, *Inorg. Chem.*, 1984, **23**, 3289-3292.
102. P. A. Seewald, G. S. White and D. W. Stephan, *Can. J. Chem.*, 1988, **66**, 1147-1152.
103. P. G. Cozzi, T. Carofiglio, C. Floriani, A. Chiesi-Villa and C. Rizzoli, *Organometallics*, 1993, **12**, 2845-2848.
104. A. Gansäuer, I. Winkler, D. Worgull, D. Franke, T. Lauterbach, A. Okkel and M. Nieger, *Organometallics*, 2008, **27**, 5699-5707.
105. H. Sugimoto and K. Kuroda, *Macromolecules*, 2008, **41**, 312-317.
106. W. J. van Meerendonk, R. Duchateau, C. E. Koning and G.-J. M. Gruter, *Macromolecules*, 2005, **38**, 7306-7313.
107. Y. Xiao, Z. Wang and K. Ding, *Chem. Eur. J.*, 2005, **11**, 3668-3678.
108. G.-P. Wu and D. J. Darensbourg, *Macromolecules*, 2016, **49**, 807-814.
109. C. Romain, A. Thevenon, P. K. Saini and C. K. Williams, in *Carbon Dioxide and Organometallics*, ed. X.-B. Lu, Springer International Publishing, Cham, 2015, pp. 101-141.
110. P. J. Dijkstra, H. Du and J. Feijen, *Polym. Chem.*, 2011, **2**, 520-527.
111. R. H. Platel, L. M. Hodgson and C. K. Williams, *Polym. Rev.*, 2008, **48**, 11-63.

112. T. M. Ovitt and G. W. Coates, *J. Am. Chem. Soc.*, 2002, **124**, 1316-1326.
113. Y. A. Piskun, I. V. Vasilenko, S. V. Kostjuk, K. V. Zaitsev, G. S. Zaitseva and S. S. Karlov, *J. Polym. Sci., Part A: Polym. Chem.*, 2010, **48**, 1230-1240.
114. A. J. Chmura, M. G. Davidson, M. D. Jones, M. D. Lunn, M. F. Mahon, A. F. Johnson, P. Khunkamchoo, S. L. Roberts and S. S. F. Wong, *Macromolecules*, 2006, **39**, 7250-7257.
115. P. Dubois, N. Ropson, R. Jérôme and P. Teyssié, *Macromolecules*, 1996, **29**, 1965-1975.
116. Z. Zhong, P. J. Dijkstra, C. Birg, M. Westerhausen and J. Feijen, *Macromolecules*, 2001, **34**, 3863-3868.
117. A. Duda and S. Penczek, *Macromolecules*, 1995, **28**, 5981-5992.

