

We are IntechOpen, the world's leading publisher of Open Access books Built by scientists, for scientists

4,800

Open access books available

122,000

International authors and editors

135M

Downloads

Our authors are among the

154

Countries delivered to

TOP 1%

most cited scientists

12.2%

Contributors from top 500 universities



WEB OF SCIENCE™

Selection of our books indexed in the Book Citation Index
in Web of Science™ Core Collection (BKCI)

Interested in publishing with us?
Contact book.department@intechopen.com

Numbers displayed above are based on latest data collected.

For more information visit www.intechopen.com



Extraction and Recovery of Cerium from Rare Earth Ore by Solvent Extraction

Kai Li, Ji Chen and Dan Zou

Additional information is available at the end of the chapter

<http://dx.doi.org/10.5772/intechopen.79225>

Abstract

Rare earth elements are widely found in many minerals, some of which, such as bastnaesite, monazite, and xenotime, are of great commercial value. Cerium (Ce) is the rare earth element with the highest content in light rare earth ore. Solvent extraction is the most effective and efficient method to recover and separate Ce from other light rare earth elements. After acid leaching of rare earth minerals, leaching solution was obtained, and cerium oxide of products of high purity was obtained by extraction and stripping. It is well known that Ce(IV) can be easily separated from the other RE(III) by adopting the traditional solvent extraction. Based on this principle, the clean process of oxidation roasting and Ce(IV) separation for Sichuan bastnaesite was developed. And then, a preliminary flow sheet of two-step oxidation and extraction of Ce(IV) for Bayan Obo mixed rare earth ores was further proposed.

Keywords: cerium oxide, solvent extraction, rare earth ore, complexation

1. Introduction

Rare earth (RE) elements exist in a variety of minerals, some of which, such as bastnaesite, monazite, and Bayan Obo mixed rare earth ores, are of great significance and commercial value [1–3]. As for the rare earth resources in the world, bastnaesite deposits in China and the United States account for the largest proportion. The carbonatite-hosted bastnaesite deposits at Mountain Pass, the bastnaesite deposits in Sichuan Province, and the large deposits in Bayan Obo area are the most noteworthy deposits. Monazite deposits in Australia, Brazil, China, India, Malaysia, South Africa, Sri Lanka, Thailand, and the United States are the second largest

deposits [4–8]. The Bayan Obo mixed rare earth ores, which is mainly composed of bastnaesite and monazite, is the largest light rare earth resource in the world [3, 9]. The Bayan Obo deposit is actually the tailings of the iron ore processing scheme of Fe-RE-Nb deposit [10, 11].

Cerium (Ce) is the RE element present in the highest concentration in light RE ores, $\text{CeO}_2/\sum\text{REO}$ reaches 50% in bastnaesite (REFCO_3), while $\text{CeO}_2/\sum\text{REO}$ is approximately as high as 45–50% in monazite (REPO_4) [12]. **Table 1** gives the chemical compositions of different light RE concentrates [12]. Cerium atoms' electronic configuration is $[\text{Xe}]4f^15d^16s^2$. Losing two 6s electrons and one 5d electron, it forms the most common Ce(III). Ce(III) has the tendency to lose electron to become $4f^0$ and forms Ce(IV) [13]. Ce(IV) can exist stably in the aqueous solution because of the lowest standard electrode potential of Ce(IV)/Ce(III) [14]. Ce(IV) exhibits a markedly different chemical behavior compared to other RE(III). The use of the variable valence properties of cerium and its stable structure is of great significance in RE separation [15]. Solvent extraction is reported to be one of the most effective techniques to extract Ce(IV) [16]. When Ce(III) was oxidized into Ce(IV), it can be easily separated from RE(III) because of high separation factor values of Ce(IV) to Th(IV) (>100) and RE(III) (>600) [17].

Compared with other rare earth elements, Ce(IV) has strong complexation and coordination ability because of its small ionic radius [18]. Ce(IV) can form stable complexes with F^- , NO_3^- , HSO_4^- , and H_2PO_4^- in solution, which are easy to be extracted by organic extractants [19–21]. Utilizing complex properties of Ce(IV) with these anions, the recovery of Ce and these associated resources from rare earth ore by solvent extraction can be realized.

A number of extractants such as acidic organophosphorus extractants [22–27], neutral organophosphorus extractants [28–36], amines [37], bifunctional ionic liquid extractants (Bif-ILEs) [38–40], and others [41–48] have been used for the extraction and separation of Ce. When Ce was extracted into organic phase, pure cerium solution can be obtained by stripping, and then cerium products can be obtained by adding ammonium carbonate, oxalic acid, ammonia water, and so on. The high purity cerium oxide can be produced by calcination of these cerium products.

In China, there are three main RE ores, about 80% mixed RE ores in Bayan Obo, 10% bastnaesite in Sichuan and Shandong, and 2.9% ion adsorption ores in South of China. Bayan Obo ores, the largest light rare earth sources in the world, are known as the most refractory rare earth minerals for processing due to the complicated mineral structures and compositions [49]. There are 7–8% fluorine element (F) and 4–6% phosphorus element (P) in Bayan Obo mixed RE ore [15]. The classical process of decomposing mixed RE concentrate by roasting with concentrated sulfuric acid at a high temperature cannot recover F and P, which could cause environmental pollution and waste of resources [50]. Our group proposed a process for Bayan Obo mixed RE

	REO	$\text{CeO}_2/\sum\text{REO}$	F	P_2O_5
Bayan Obo mixed ore	60%	50%	7–8%	6–7%
Bastnaesite (Sichuan)	60%	50%	8–10%	
Monazite (Guangdong)	55–65%	45–50%		25–30%

Table 1. Chemical compositions of different light RE concentrates.

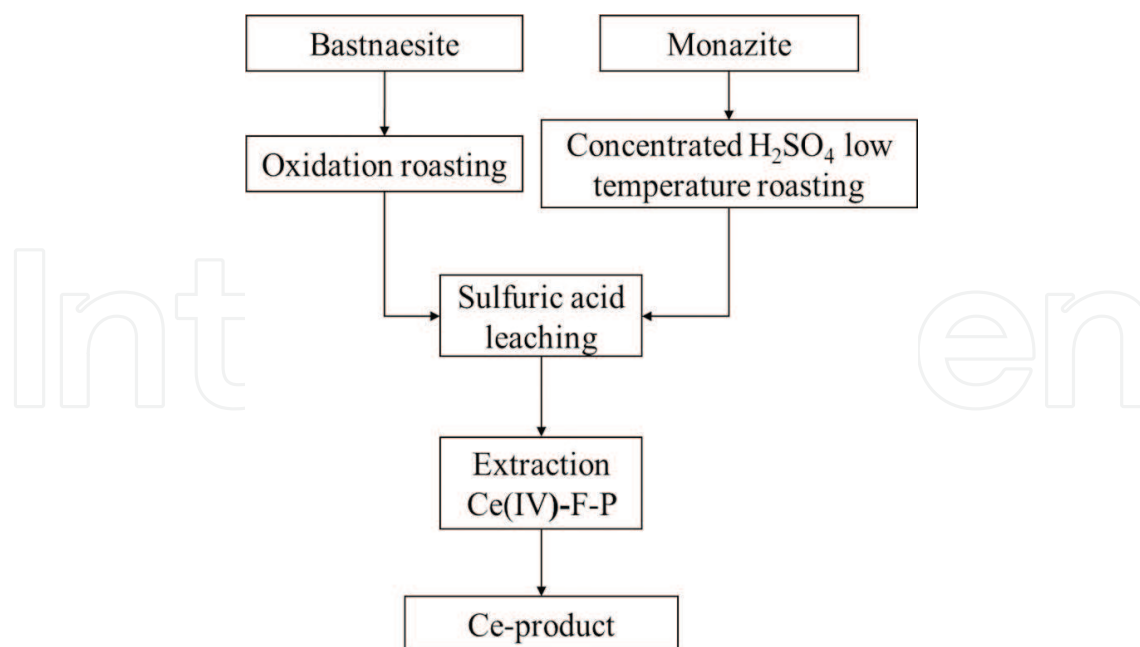


Figure 1. Oxidation and separation of Ce(IV) [18].

ore by utilizing the property of valence change of cerium. The diagram of this process is shown in **Figure 1**. When Ce(III) was oxidized to Ce(IV), F(I) and P can be easily recovered from leaching liquor by solvent extraction in virtue of the complex properties of Ce(IV) with F(I) and P [18]. After extraction, Ce products can be obtained by reductive stripping.

2. Aqueous chemistry of Ce(IV)

2.1. Ce(IV) in aqueous solution

Ce is the only lanthanide element that can form stable molecular complexes in the +4 oxidation state. The stability of the +4 state of cerium is attributed to the $4f^0$ electron configuration [51]. However, much less is known about the properties of Ce(IV) aqueous species than those of Ce(III). For example, the hydration structure of Ce(II) has been extensively studied by many methods [52–58]. In most cases, it is a part of the systematic study of the trivalent rare earth series. In contrast, even for the simplest aqua species of purely hydrated complex, there is little success in the identification of Ce(IV) aqua complexes in solution. In fact, in the scientific literature, Ce(IV) aqua species are often described only as “Ce(IV)” or “Ce(IV) complex,” without specifying their chemical species or composition, simply because of a lack of information [59]. Moreover, because of their high electric charge, Ce(IV) has a strong tendency toward hydrolysis in aqueous solution and undergoes polynucleation or further, leading to colloid formation [60]. Several precedent studies have also implied the formation of soluble polymeric species with oxo- and/or OH-bridging [61]. Based on an extended X-ray absorption fine structure (EXAFS) study and density functional theory (DFT) calculations, Ikeda-Ohno et al. have demonstrated that the Ce(IV) ion in perchloric acid exists in the form of oxo-bridged dimer (**Figure 2**) [59].

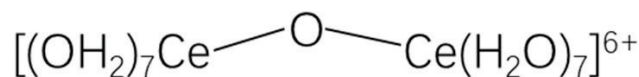


Figure 2. A proposed structure of the cationic dinuclear Ce(IV) species present in perchloric acid.

Using synchrotron X-ray and Raman spectroscopies and EXAFS, Ellis et al. also found that in strong acidic nitrate solution, ammonium ceric nitrate is a dinuclear Ce(IV) complex with a bridging oxo ligand, formulated as $[(\text{H}_2\text{O})_x\text{Ce}^{\text{IV}}-\text{O}-\text{Ce}^{\text{IV}}(\text{OH}_2)_x]^{6+}$ ($x = 6$ or 7) [62]. On the contrary, the present quantum chemical calculations confirm that the Ce^{4+} coordination number is 9 and the relative free energies of Ce^{4+} is the 10- and 8-coordinate isomers in aqueous solutions.

2.2. Ce(IV) complexes with anions in aqueous solution

Ce(IV) is unstable in perchloric acid aqueous solution because its standard electrode potential in perchloric acid aqueous solution is 1.61 V [19]. Therefore, when water decomposes and releases oxygen, Ce(IV) would be slowly reduced to Ce(III). In addition, Ce(IV) is very easy to hydrolyze and polymerize like other tetravalent cations. It is necessary to maintain high acidity in the medium to avoid it. Due to these difficulties, the data of the stability constants of Ce(IV) complexes are very scarce.

Although the studies on nitrate-cerium complexes started earlier, there is contradictory information about these complexes in the relevant literature [63–66]. It was found by potentiometric method that when $[\text{NO}_3^-] < 3.2$ mol/L, there was only one complex in the form of $\text{Ce}(\text{NO}_3)^{3+}$ in nitric acid aqueous solution [67]. The other two methods, the spectrophotometry and the extraction method, indicate that the ligand number of nitrate-cerium complexes may vary from 1 to 6. The distribution of Ce(IV) species in aqueous media was studied by measuring the total optical absorbance of Ce(IV) species in different nitric acid-perchloric acid mixture solutions. The stability constants of the nitrate-cerium complexes were determined spectrophotometrically [67].

There are considerable evidences of complex formation between ceric ions and sulfate ions in aqueous solution. Jones et al. have measured the migration in high sulfur concentration solutions and found that the color migrated to the anode. Some researchers [68–70] have measured the electromotive force of the cerium sulfuric acid solution; the results show that a complex is certainly formed, but its nature cannot be determined clearly. Besides, evidence for complexing has been found by Moore et al. [71] from kinetic studies on the reaction of Ce(IV) with arsenite ions. The first complex of Ce(IV) and sulfate in perchloric acid solution was studied by spectroscopic method [72]. The results show that the instability constant of the first complex varies with the concentration of total Ce(IV) ion plus sulfate and a higher complex was also found in this system. Hardwick et al. [73] made a spectral study on the association of Ce(IV) with sulfate. The results show that Ce(IV) interacts with one, two, and three sulfate ions in turn to form complexes. As is expected, as the number of sulfate ions in the complexes increases, the trend of association becomes smaller. Nevertheless, there were no higher complexes of more than three sulfate complexes with Ce(IV).

The stability constants of the fluoride complexes of cerium(IV) in 1 M (HClO_4 , NaClO_4) medium have been measured potentiometrically using a fluoride ion-selective electrode. This procedure ensures the stability of the oxidation state and prevents hydrolysis and polymerization of Ce(IV). Logarithms of the average values of β_1 , β_2 , β_3 , and β_4 were estimated to be 7.57 ± 0.04 , 14.50 ± 0.03 ,

20.13 ± 0.37 , and 24.14 ± 0.10 , respectively [19]. Besides, in sulfuric acid medium, Qiao studied the complexation behavior of fluorine (I) with Ce(IV). The results show that Ce(IV) and F(I) could form a stable complex in the form of $[\text{CeF}_2^{2+}]$ and logarithm of the average values of β was 10.67 [20].

3. Solvent extraction of Ce(IV)

Many extractants have been reported and applied in nitric acid and sulfuric acid for Ce(IV) extraction, for example, acidic organophosphorus extractants [22–27], neutral organophosphorus extractants [28–36], amines [37], and bifunctional ionic liquid extractants (Bif-ILEs) [38–40]. Among them, tributyl phosphate (TBP), di-(2-ethylhexyl) 2-ethylhexyl phosphate (DEHEHP), di-(2-ethylhexyl) phosphate (P204), 2-ethylhexylphosphoric acid mono 2-ethylhexylester (P507), and Cyanex 923 are the most commonly used extractants for Ce(IV) extraction (listed in **Table 2**). Synergistic extraction [26, 35] is also an important method to enhance the extraction efficiency. It was reported that P204 + P507 and P204 + Cyanex 923 had synergistic extraction effects for Ce(IV) extraction from sulfuric acid medium.

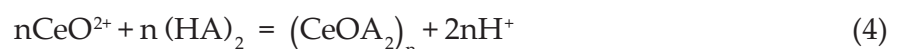
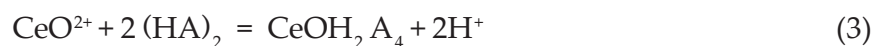
3.1. Acidic organophosphorus extractants

Several acidic organophosphorus extractants [22–27] were used to extract cerium(IV); among these extractants, P204 or P507 is a great extractant for Ce(IV) with a high capacity, extraction efficiency, and selectivity. Peppard et al. studied the extraction of Ce(IV) from HNO_3 solution with P204 in 1957. Tedesco et al. studied the extraction of cerium in kerosene from sulfuric acid solution by di(2-ethylhexyl) phosphate (P204, HA). The effects of DEHPA concentration and pH on the extraction of cerium were determined. However, the mechanism of extraction of Ce(IV) by P204 is not clear. Tedesco et al. considered that the possible extraction mechanism is as follows [22]:

When $\text{pH} < 1.0$



when $\text{pH} = 1.7\text{--}2.0$



When the R-O group in dialkyl phosphoric acid molecule is replaced by R group, such as P507, its pKa value increases and its acidity increases. The distribution ratio of rare earth elements extracted by P507 is lower than that of P204. Li et al. [24] have studied the separation of Ce(IV) with P507 in nitric acid system and sulfuric acid system. The mechanism of extraction of Ce(IV) in sulfuric acid system by P507 is as follows:

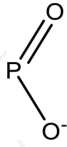
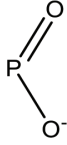
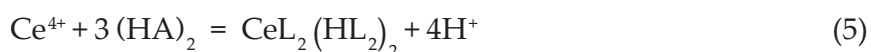
	Extractants	Functional group	Ref.
Neutral organophosphorus	TBP	P=O	[15]
	DEHEHP		[28, 29]
	Cyanex 923		[30–34]
Acidic organophosphorus	P507		[25, 26]
	P204		[23, 24]
Amines	N1923	RNH ₂	[37]
Bif-ILs	[A336][P507]		[39]
	[A336][P204]		[38]

Table 2. The commonly used extractants for Ce(IV) extraction.

Low acidity:



High acidity:



However, it is difficult to extract F⁻ from sulfuric acid solution by P204 and P507 [30]. The addition of boric acid and other masking agents eliminates the effect of F⁻ [74], which would introduce impurities and increase cost.

3.2. Neutral organophosphorus extractants

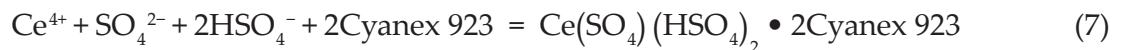
Neutral organophosphorus extractants were applied widely in recently years for Ce(IV) extraction. Tri-butyl-phosphate (TBP) was used to recover Ce(IV) from high acidic HNO₃ solutions by adding an appropriate quantity of H₃BO₃, and high-purity CeO₂ was recovered [75]. However, high extraction acidity and severe co-extraction of mineral acids make TBP extraction of Ce(IV) not superior. Besides, a low extraction efficiency was also a serious problem for Ce(IV) extraction compared with others. Therefore, a new extractant named di-(2-ethylhexyl) 2-ethylhexyl phosphonate (DEHEHP) was used to extract and recover Ce(IV) from HNO₃ solution by Li's group [28, 29]. However, a low extractability and a low loading capacity limit the application of this extractant. In addition, the problem of reduction of cerium(IV) in DEHEHP extraction was also a challenge. Because of its low solubility in aqueous phase, liable hydroxylation, high miscibility with ordinary organic diluents, and low extraction acidities compared to other neutral organophosphorus extractants,

Cyanex 923 (a mixture of straight-chain alkylated phosphine oxides) is considered to be the most used extractant in Ce(IV) extraction [76].

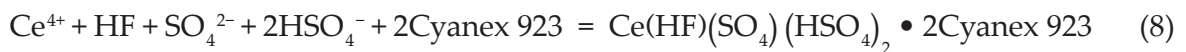
In recent years, our group has used extractant Cyanex 923 to extract and separate Ce(IV) from nitric acid system and sulfuric acid system. Lu et al. [30, 31] studied the extraction and separation of Ce(IV), Th(IV), RE(III), and Fe(III) from sulfuric acid system by Cyanex 923. The experimental results show that the order of extracting metal ions in H₂SO₄ media was Ce(IV) > Th(IV) > RE(III) > Fe(III).

Liao et al. had studied the thermodynamics and kinetics of Cyanex 923 extraction of Ce(IV) from the liquor of bastnaesite in detail. The results showed that Cyanex 923 could effectively extract Ce(IV) from sulfuric acid system. The extraction mechanism was as follows:

Cyanex 923 extracts Ce(IV) from a sulfuric acid solution without fluorine:



Cyanex 923 extracts Ce(IV) from a sulfuric acid solution with fluorine:



Li et al. studied the extraction and recovery Ce(IV) from nitrate solutions by Cyanex 923. The extraction mechanism was as follows:

Without fluorine:



With fluorine:



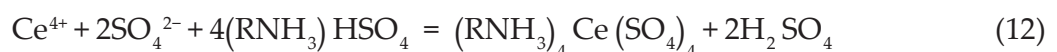
3.3. Amines extractants

The mechanism of extracting Ce(IV) from sulfuric acid solution with primary amine extractant N1923 was studied by Li et al. It was found that the mechanism of extraction of Ce(IV) by N1923 had a great relationship with acidity.

Low acidity:



High acidity:



3.4. Bifunctional ionic liquid extractants

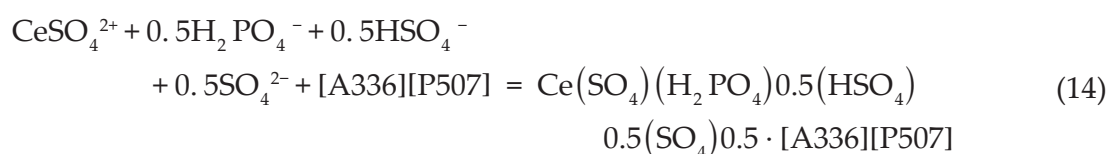
In recent years, quaternary ammonium salts have been widely used in ionic liquids, including surfactants, extractants, catalysis and biodegradation, and many other fields [77–79]. Common ionic liquids are divided into four categories, including imidazole, pyridines, quaternary ammonium salts, and quaternary phosphine salts [80]. Among them, ammonium and phosphorus ionic liquid extractants were investigated in REs separation because of this low price and little toxicity [81]. The neutral complexation mechanism of Bif-IIEs has higher extractability and selectivity, and lower acid and base consumption and no emission of ammonia, nitrogen, Na^+ or Ca^{2+} wastewater.

A series of high purity quaternary ammonium salt ionic liquids ([A336][P507], [A336][P204], [A336][C272]) have been synthesized by Chen's team using the simple and efficient acid-base neutralization method. The synthetic route is given in **Figure 3** [82].

[A336][P507] as shown in **Figure 4** can be used for the separation of Ce(IV) from sulfuric acid solution [39]. Zhang has studied the extraction equilibrium of Ce(IV) from sulfuric acid by using [A336][P507], the extraction mechanism was as follows [39]:



Zhang [21] has investigated the extraction of Ce(IV) in $\text{H}_2\text{SO}_4/\text{H}_3\text{PO}_4$ system [42]. The possible extraction equilibrium is shown in Eq. (5):



3.5. Synergistic extraction system

Synergistic extraction is an important method to enhance the extraction efficiency [26, 35] and has been applied for the extraction and separation of rare earths [83]. Recently, Li et al. have reported the synergistic extraction of lanthanum and Y using a mixture of Cyanex 272(BTMPPA) and 1-phenyl-3-methyl-4-benzoyl-pyrazolone-5 (HPMBP) [84]. Sun et al.

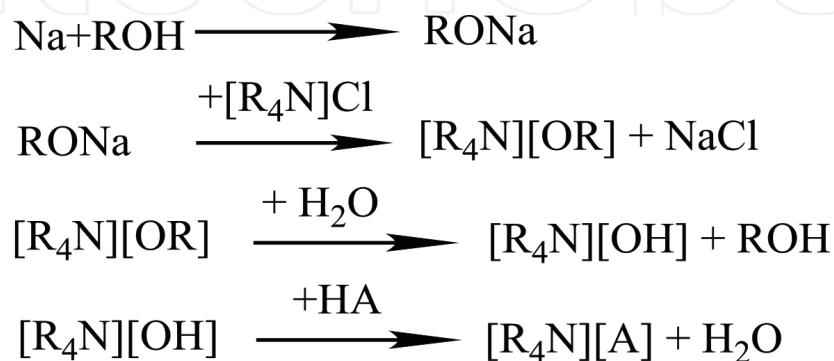


Figure 3. Synthesis route of quaternary ammonium salt bifunctional ionic liquid extractant [82].

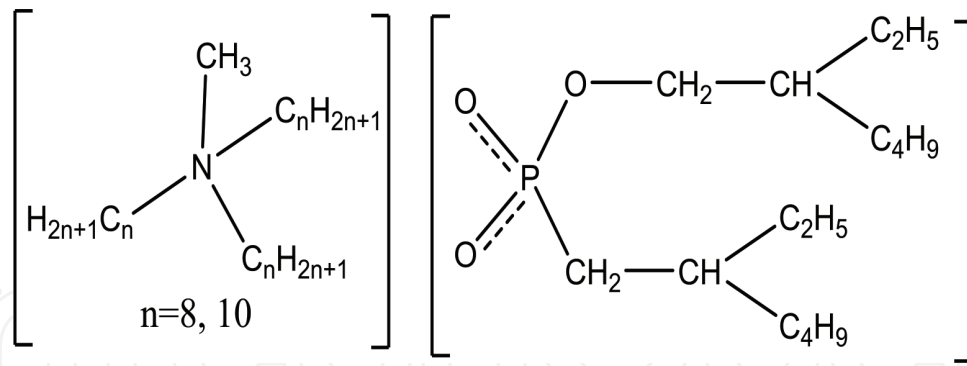
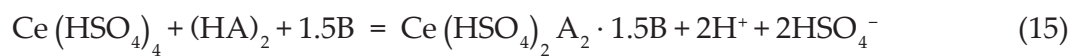


Figure 4. Chemical structures of [A336][P507].

have found the enhanced extraction and separation of yttrium from heavy rare earth using BTMPPA (Cyanex 272) and bis(2,4,4- three methyl amyl) phosphoric acid (CA-12) [85]. In addition, Reddy et al. have studied the synergistic extraction of rare earth elements by Cyanex 923 and Cyanex 301 [86]. These findings have contributed to the study of a new mixed system using Cyanex 923 as an extractant to recover Ce(IV).

Li et al. [35, 36] reported the extraction of Cyanex 923 + P204 for Ce(IV) in sulfuric acid system. The experimental results show that Cyanex 923 + P204 has a positive correlation with the extraction of Ce(IV) solution. The largest synergistic coefficient of Ce(IV) is obtained at the mole fraction $X_{\text{Cyanex 923}} = 0.8$. The synergistic enhancement coefficients (R_{max}) obtained for Ce(IV) are 23.12 in Ce(IV) solution. The synergistic extraction can be expressed as



The synergistic extraction of cerium(IV) from sulfuric acid medium using a mixture of 2-ethylhexyl phosphoric acid mono 2-ethylhexyl ester (HEH/EHP, HL) and Di-(2-ethyl hexyl) phosphoric acid (HDEHP, HA) as extractants was studied [26]. The results showed that HEH/EHP = 0.6 was extracted as an organic phase in the form of $\text{Ce}(\text{SO}_4)_2 \cdot 0.5\text{HL}_2 \cdot \text{A}_2$. The synergistic extraction reaction is as follows:



4. Preparation of Ce product

Cerium and its compounds are widely used in many fields. For example, monocrySTALLINE CeO_2 due to its excellent redox ability has an important application value in the fields of CO catalytic oxidation, organic synthesis catalysis, photocatalysis, biological oxidation resistance, and so on. Generally speaking, the preparation of Ce products can be divided into two main methods: one is the sulfuric acid double salt precipitation method and the other is the method of solvent extraction. The process of sulfuric acid double salt precipitation is as follows:

Sulfuric acid rare earth solution containing Ce(IV) → reduces Ce⁴⁺ to form Ce³⁺ → NaOH base decomposition → HCl solubilization → Oxalic acid precipitation → Calcination.

However, the process of this method is long; there are many steps of solid-liquid separation, the yield of rare earth is low (65–67%) and the purity of CeO₂ product is low (95–99%). In addition, the associated resources such as F, P, and Th in sulfuric acid leach liquor were not recovered effectively, resulting in waste of resources and radioactive pollution. In contrast, however, solvent extraction has many advantages. The loaded organic phases could be used to prepare nano-size CeF₃ and CePO₄ by reductive stripping.

Our group developed a method to prepare high-purity CeF₃ nano-powder. This method was to extract from the sulfuric acid liquor of bastnaesite to obtain the loaded organic phase firstly, and then the CeF₃ can be obtained by reduction stripping used H₂O₂. The purity of CeO₂ can be reached to 99.99% [87]. The preparation of CePO₄ nanoparticle was also invented by our group. This method was to extract Ce(IV) by [A336][P507] in H₂SO₄/H₃PO₄ system, and then the CePO₄ can be obtained by reduction stripping also using H₂O₂ [26].

5. Conclusions and outlook

Based on the introduction of solution chemistry and extraction chemistry of cerium(IV) and preparation of cerium products, the mechanism, methods, and objectives of extraction and recovery of cerium from rare earth ore are described in detail in this chapter. It is of great significance to make use of the changeable valence properties and the strong complexation and coordination ability of Ce⁴⁺ in REs separation. The cerium in rare earth ores can be efficiently oxidized to Ce(IV) and can be separated and recovered by solvent extraction easily. According to these studies, Li and our group established an important process to recover Ce(IV) by Cyanex 923 from rare earth ore. The Ce(III) in rare earth ore can be effectively oxidized into Ce(IV) by oxidizing roasting Baotou mixed rare earth ore. The complexation property between Ce(IV) with F and/or P in acidic solution can help to separate and recover Ce(IV), F, and P by solvent extraction. This invention can realize the comprehensive utilization of resources and avoid resource waste and environmental pollution by utilizing the associated resources of the Baotou rare earth ore to recover the Ce. It also provides a convenient condition for the subsequent separation of Th and other RE(III). More efforts on the studies of mechanism, process intensification, and equipment will be needed in the future.

Author details

Kai Li^{1,2}, Ji Chen^{1*} and Dan Zou¹

*Address all correspondence to: jchen@ciac.jl.cn

1 State Key Laboratory of Rare Earth Resources Utilization, Changchun Institute of Applied Chemistry, Chinese Academy of Sciences, Changchun, PR China

2 University of Science and Technology of China, Hefei, Anhui, China

References

- [1] Clark AM. Mineralogy of the rare earth element. In: Henderson P, editor. Rare Earth Element Geochemistry. Developments in Geochemistry, Elsevier; 1984. pp. 36-38. DOI: 10.1016/B978-0-444-42148-7.50007-1
- [2] Jordens A, Cheng YP, Waters KE. A review of the beneficiation of rare earth element bearing minerals. Minerals Engineering. 2013;**41**:97-114. DOI: 10.1016/j.mineng.2012.10.017
- [3] Zou D, Chen J, Cui HM, Liu Y, Li DQ. Wet air oxidation and kinetics of Cerium(III) of rare earth hydroxides. Industrial and Engineering Chemistry Research. 2014;**53**:13790-13796. DOI: 10.1021/ie502241t
- [4] Liu YJ. Present state and main task of development of rare earth industry in China. Journal of The Chinese Rare Earth Society. 2008;**25**:257-262. (in Chinese)
- [5] Chi RA, Tian J. Review of weathered rare earth ore. Journal of the Chinese Rare Earth Society. 2007;**25**:641-652. (in Chinese)
- [6] Wang GZ. Current status of rare earths resources development and strategy in China. Si Chuan Rare Earth. 2009;**3**:4-7. (in Chinese)
- [7] Yang R, Wang W, Zhang X, Liu L, Wei H, Bao M, Wang J. A new type of rare earth elements deposit in weathering crust of Permian basalt in western Guizhou. NW China. Journal of Rare Earths. 2008;**26**:753-759. DOI: 10.1016/S1002-0721(08)60177-5
- [8] Xie F, Zhang TA, Dreisinger D. A critical review on solvent extraction of rare earths from aqueous solutions. Minerals Engineering. 2014;**56**:10-28. DOI: 10.1016/j.mineng.2013.10.021
- [9] Wu WY, Bian X, Sun SC, Tu GF. Study on roasting decomposition of mixed rare earth concentrate in CaO-NaCl-CaCl₂. Journal of Rare Earths. 2006;**24**:23-27. DOI: 10.1016/S1002-0721(07)60313-5
- [10] Wu CY. Bayan Obo Controversy: Carbonatites versus Iron oxide-Cu-Au-(REE-U). Resource Geology. 2008;**58**:348-354. DOI: 10.1111/j.1751-3928.2008.00069.x
- [11] Zhang J, Edwards C. A review of rare earth mineral processing technology. In: Proceedings of 44th Annual Meeting of the Canadian Mineral Processors; Ottawa, Ontario, Canada; January 17-19, 2012. Ottawa: CIM; 2012. pp. 79-102
- [12] Xu GX. Rare Earths. Metallurgical Industry Press: Beijing; 1995. p. 401
- [13] Firor RL, Seff K. Europium (IV), a new oxidation state for europium. Crystal structure of dehydrated europium(II)-exchanged sodium zeolite A, Eu_{4.5}Na₃-A, partially oxidized by oxygen. Journal of the American Chemical Society. 1978;**100**:976. DOI: 10.1021/ja00471a056
- [14] Nugent LJ, Baybarz RD, Burnett JL, Ryan JL. Electron-transfer and fd absorption bands of some lanthanide and actinide complexes and the standard (II-III) oxidation potential for each member of the lanthanide and actinide series. The Journal of Physical Chemistry. 1973;**77**:1528. DOI: 10.1021/j100631a011

- [15] Zou D, Chen J, Li DQ. Separation chemistry and clean technique of cerium (IV): A review. *Journal of Rare Earths*. 2014;**32**:681-685. DOI: 10.1016/S1002-0721(14)60125-3
- [16] Kokare BN, Mandhare AM, Anuse MA. Liquid-liquid extraction of cerium (IV) from salicylate media using N-7V-octylaniline in xylene as an extractant. *Journal of the Chilean Chemical Society*. 2010;**55**:431-435. DOI: 10.4067/S0717-97072010000400004
- [17] Zuo Y, Liu Y, Chen J, Li DQ. Extraction and recovery of cerium(IV) along with fluorine(I) from bastnaesite leaching liquor by DEHEHP in $[C_8mim]PF_6$. *Journal of Chemical Technology and Biotechnology*. 2009;**84**:949-956. DOI: 10.1002/jctb.2116
- [18] Li K, Chen J, Zou D. Recovery of fluorine utilizing complex properties of cerium(IV) to obtain high purity CeF_3 by solvent extraction. *Separation and Purification Technology*. 2018;**191**:153-160. DOI: 10.1016/j.seppur.2017.09.010
- [19] Sawant RM, Rastogi RK, Mahajan MA, Chaudhuri NK. Stabilization of tetravalent cerium in perchloric acid medium and measurement of the stability constants of its fluoride complexes using ion selective potentiometry. *Talanta*. 1996;**43**:89. DOI: 10.1016/0039-9140(95)01719-4
- [20] Qiao J, Zhang CR, Liu ZG, Hao XK. Complexation behavior of fluorine (I) with cerium (IV) in solution. *Journal of the Chinese Rare Earth Society*. 1997;**18**:64
- [21] Zhang L, Chen J, Jin WQ, Deng YF, Tian J, Zhang Y. Extraction mechanism of cerium(IV) in H_2SO_4/H_3PO_4 system using bifunctional ionic liquid extractants. *Journal of Rare Earths*. 2013;**19**:1195-1201. DOI: 10.1016/S1002-0721(12)60426-8
- [22] Tedesco PH, De Rumi VB, Quintana JAG. Extraction of tetravalent metals with di(2-ethylhexyl)phosphoric acid-III cerium. *Journal of Inorganic and Nuclear Chemistry*. 1967;**29**:2813-2817. DOI: 10.1016/0022-1902(67)80021-6
- [23] Li DQ, Wang ZH, Zeng GF, Xue ZY. Solvent extraction of Ce(IV) with HEH(EHP) from sulfuric acid solution. *Journal of the Chinese Rare Earth Society*. 1984;**2**:9-18
- [24] Long ZQ, Huang XW, Huang WM, Zhang GC. Ce^{4+} extraction mechanism from rare earth sulfate solution containing fluorine with DEHPA. *Journal of the Chinese Rare Earth Society*. 2000;**18**:18-20
- [25] Zhu ZW, Zhao N, Long ZQ, Li DD, Cui DL, Zhang GC. New environment friendly approach for bastnaesite metallurgic treatment(I): Extraction of tetravalent cerium from sulphuric acid medium with di(2-ethylhexyl)phosphoric acid. *Journal of Rare Earths*. 2005;**23**:178-182
- [26] Luo XH, Huang XW, Zhu ZW, Long ZQ, Liu Y. Synergistic extraction of cerium from sulfuric acid medium using mixture of 2-ethylhexyl phosphoric acid mono 2-ethylhexyl ester and di(2-ethyl hexyl) phosphoric acid as extractant. *Journal of Rare Earths*. 2009;**27**:119-122. DOI: 10.1016/S1002-0721(08)60204-5
- [27] Qiao J, Long ZG, Zhang CR, Hao XK. Process for separating cerium(IV) from the sulfate system containing several components through extracting with 2-ethylhexyl 2-ethyl hexyl phosphoric acid on industrial-scale. *Journal of the Chinese Rare Earth Society*. 1999;**20**:119-123

- [28] Zhao JM, Zuo Y, Li DQ. Extraction and separation of cerium(IV) from nitric acid solutions containing thorium(IV) and rare earths(III) by DEHEHP. *Journal of Alloys and Compounds*. 2004;**74**:438-441. DOI: 10.1016/j.jallcom.2003.11.057
- [29] Zhao JM, Meng SL, Li DQ. Coordination reactions in the extraction of cerium(IV) and fluorine(I) by DEHEHP from mixed nitric acid and hydrofluoric acid solutions. *Solvent Extraction and Ion Exchange*. 2004;**22**:813-831. DOI: 10.1081/SEI-200030288
- [30] Lu J, Wei ZG, Li DQ, Ma GX, Jiang ZC. Recovery of Ce(IV) and Th(IV) from rare earths(III) with Cyanex 923. *Hydrometallurgy*. 1998;**50**:77-87. DOI: 10.1016/S0304-386X(98)00051-6
- [31] Lu J, Li DQ, Jiang ZC. Separation of Ce(IV) and Th(IV) from RE(III) in HNO₃ solution by Cyanex923 extractant. *Acta Metallurgical Sinica (English Letters)*. 1999;**12**:191-197
- [32] Yu GH, Yue ST, Li DQ, Feng YY. Kinetic study of Ce⁴⁺ extraction with Cyanex923. *Journal of Rare Earths*. 2004;**19**:250-254
- [33] Liao WP, Yu GH, Li DQ. Solvent extraction of cerium(IV) and fluorine(I) from sulphuric acid leaching of bastnaesite by Cyanex 923. *Solvent Extraction and Ion Exchange*. 2001;**19**:243-259. DOI: 10.1081/SEI-100102694
- [34] Liao WP, Yu GH, Yue ST, Li DQ. Kinetics of cerium(IV) extraction from H₂SO₄-HF medium with Cyanex 923. *Talanta*. 2002;**56**:613-618. DOI: 10.1016/S0039-9140(01)00627-0
- [35] Zhang ZF, Li HF, Guo FQ, Meng SL, Li DQ. Synergistic extraction and recovery of cerium(IV) and fluorine from sulfuric solutions with Cyanex 923 and di-2-ethylhexyl phosphoric acid. *Separation and Purification Technology*. 2008;**63**:348-352. DOI: 10.1016/j.seppur.2008.05.023
- [36] Zhang ZF, Guo FQ, Meng SL, Jia Q, Li HF, Li DQ. Simultaneous recovery of cerium and fluorine from bastnaesite leach liquor by mixtures of Cyanex 923 and HEH(EHP). *Industrial and Engineering Chemistry Research*. 2010;**49**:6184-6188. DOI: 10.1021/ie9017385
- [37] Li DQ, Wang ZH, Zeng GF. The mechanism of extraction of Ce(IV) from sulphuric acid solution by primary amine N1923. *Journal of Radioanalytical and Nuclear Chemistry*. 1984;**6**:153-160
- [38] Yang HL, Chen J, Zhang DL, Wang W, Cui HM, Liu Y. Kinetics of cerium(IV) and fluoride extraction from sulfuric solutions using bifunctional ionic liquid extractant (Bif-ILE) [A336][P204]. *Transactions of Nonferrous Metals Society of China*. 2014;**24**:1937-1945. DOI: 10.1016/S1003-6326(14)63274-X
- [39] Zhang DL, Wang W, Deng YF, Zhang JP, Zhao H, Chen J. Extraction and recovery of cerium(IV) and fluorine(I) from sulfuric solutions using bifunctional ionic liquid extractants. *Chemical Engineering Journal*. 2012;**179**:19-25. DOI: 10.1016/j.cej.2011.06.021
- [40] Zuo Y, Liu Y, Chen J, Li DQ. The separation of cerium(IV) from nitric acid solutions containing thorium(IV) and lanthanides(III) using pure [C8mim]PF₆ as extracting phase. *Industrial and Engineering Chemistry Research*. 2008;**47**:2349-2355. DOI: 10.1021/ie071486w

- [41] Revanasiddappa HD, Kumar K, TN. Spectrophotometric determination of cerium with leuco xylene cyanol FF. *Analytical Sciences the International Journal of the Japan Society for Analytical Chemistry*. 2002;**18**:1275. DOI: 10.2116/analsci.18.1275
- [42] Dudwadkar NL. Radiochemical separation and purification of Ce from purex high-level waste. *Separation Science and Technology*. 2004;**39**:3143-3150. DOI: 10.1081/SS-200032981
- [43] Shimada A, Yaita T, Narita H. Extraction studies of lanthanide (III) ions with N, N'-dimethyl-N,N'-diphenylpyridine-2,6-dicarboxamide (DMDPhPDA) from nitric acid solutions. *Solvent Extraction and Ion Exchange*. 2004;**22**:147-161. DOI: 10.1081/SEI-120030392
- [44] Agrawal YK, Vora SB, Shah G. Solvent extraction, separation and recovery of lanthanum(III) and cerium(IV) from monazite sand by N-phenylbenzo-18-crown-6 hydroxamic acid. *Indian Journal of Chemistry*. 2005;**44**:497-503
- [45] Singh DK, Singh H, Mathur JN. Extraction of rare earths and yttrium with high molecular weight carboxylic acids. *Hydrometallurgy*. 2006;**81**:174-181. DOI: 10.1016/j.hydromet.2005.12.002
- [46] Agrawal YK. Liquid-liquid extraction, separation, preconcentration, and ICP-AES determination of lanthanum and cerium with n-phenyl-(1,2-methanofullerene c60)61-formohydroxamic acid. *Fullerene Science and Technology*. 2004;**12**:545-570. DOI: 10.1081/FST-200026937
- [47] El-Sweify FH, Kamel MM. Studies on the extraction behavior of Zr(IV), Ce(III), Th(IV) and U(VI) from aqueous solutions of Arsenazo-I with HDEHP, HTTA, TDA and TCMA. *Journal of Radioanalytical and Nuclear Chemistry*. 1996;**207**:369-382. DOI: 10.1007/BF02071242
- [48] Jain VK, Pillai SG, Kanaiya PH. Octafunctionalized calix[4]resorcinarene-N-fenil-acetohydroxamic acid for the separation, preconcentration and transport studies of cerium(IV). *Journal of the Brazilian Chemical Society*. 2006;**17**:1316-1322. DOI: 10.1590/S0103-50532006000700018
- [49] Huang XW, Long ZQ, Wang LS. Technology development for rare earth cleaner hydrometallurgy in China. *Rare Metals*. 2015;**34**:215-222. DOI: 10.1007/s12598-015-0473-x
- [50] Zhu GC, Chi RA, Shi WZ, Xu Z. Chlorination kinetics of fluorine-fixed rare earth concentrate. *Minerals Engineering*. 2003;**16**:671-674. DOI: 10.1016/S0892-6875(03)00129-8
- [51] Cotton S. *Lanthanide and Actinide Chemistry*. Chichester, England: John Wiley and Sons; 2006
- [52] Kanno H, Hiraishi J. Anomalous concentration dependence of the inner-sphere hydration number change in aqueous europium (III) chloride and gadolinium chloride solutions. *The Journal of Physical Chemistry*. 1982;**86**:1488-1490
- [53] Caminiti R, Cucca P. Hydration phenomena in a concentrated aqueous solution of Ce (NO₃)₃. X-ray diffraction and Raman spectroscopy. *Zeitschrift für Naturforschung A*. 1983;**38**:533-539. DOI: 10.1515/zna-1983-0509

- [54] Allen PG, Bucher JJ, Shuh DK. Coordination chemistry of trivalent lanthanide and actinide ions in dilute and concentrated chloride solutions. *Inorganic Chemistry*. 2000;**39**: 595-601. DOI: 10.1021/ic9905953
- [55] Ohta A, Kagi H, Tsuno H. Influence of multi-electron excitation on EXAFS spectroscopy of trivalent rare-earth ions and elucidation of change in hydration number through the series. *American Mineralogist*. 2008;**93**:1384-1392. DOI: 10.2138/am.2008.2628
- [56] Persson I, Angelo P, De Panfilis S. Hydration of lanthanoid (III) ions in aqueous solution and crystalline hydrates studied by EXAFS spectroscopy and crystallography: The myth of the "gadolinium break". *Chemistry – A European Journal*. 2008;**14**:3056-3066. DOI: 10.1002/chem.200701281
- [57] D'Angelo P, Zitolo A, Migliorati V, et al. Revised ionic radii of lanthanoid (III) ions in aqueous solution. *Inorganic Chemistry*. 2011;**50**:4572-4579. DOI: 10.1021/ic200260r
- [58] Ciupka J, Cao-Dolg X, Wiebke J, et al. Computational study of lanthanide (III) hydration. *Physical Chemistry Chemical Physics*. 2010;**12**:13215-13223. DOI: 10.1039/C0CP00639D
- [59] Ikedaohno A, Tsushima S, Hennig C, et al. Dinuclear complexes of tetravalent cerium in an aqueous perchloric acid solution. *Dalton Transactions*. 2012;**41**:7190. DOI: 10.1039/c2dt12406h
- [60] Baes CF Jr, Mesmer RE. *The Hydrolysis of Cations*. New York: Wiley; 1976
- [61] Louwrier KP, Steemers T. Study of hydrolysis of cerium (IV) in perchlorate solution by light scattering. *Inorganic and Nuclear Chemistry Letters*. 1976;**12**:185-189
- [62] Demars TJ, Bera MK, Seifert S, et al. Revisiting the solution structure of ceric ammonium nitrate. *Angewandte Chemie, International Edition*. 2015;**54**:7644-7648. DOI: 10.1002/ange.201502336
- [63] Duke FR, Forist AA. The theory and kinetics of specific oxidation: III. The cerate-2,3-butanediol reaction in nitric acid solution. *Journal of the American Chemical Society*. 1949;**71**:2790-2792. DOI: 10.1021/ja01176a056
- [64] Blaustein BD, Gryder JW. An investigation of the species existing in nitric acid solutions containing cerium (III) and cerium (IV). *Journal of the American Chemical Society*. 1957;**79**:540-547. DOI: 10.1021/ja01560a012
- [65] Krishna B, Tewari KC. Kinetics and mechanism of oxidation of mandelic, DL-malic, and lactic acid by ceric sulphate. *Journal of the Chemical Society*. 1961;**0**:3097-3100. DOI: 10.1039/JR9610003097
- [66] Amjad Z, McAuley A. Metal-ion oxidations in solution. Part 17. The kinetics and mechanism of the oxidation of malonic acid by cerium (IV) in perchloric acid media. *Journal of the Chemical Society Dalton Transactions*. 1977;**3**:304-308
- [67] Bayülken S, Sarac AS. Distribution of Ce (IV) species in HNO₃-HClO₄ media and determination of stability constants of the nitrato complexes. *Turkish Journal of Chemistry*. 1996;**20**(2):111-117

- [68] Kunz AH. The reduction potential of the ceric-cerous electrode. *Journal of the American Chemical Society*. 1931;**53**:98-102. DOI: 10.1021/ja01352a014
- [69] Noyes AA, Garner CS. Strong oxidizing agents in nitric acid solution. I. Oxidation potential of cerous–ceric salts. *Journal of the American Chemical Society*. 1936;**58**:1265-1268. DOI: 10.1021/ja01298a051
- [70] Smith GF, Getz CA. Cerate oxidimetry. *Industrial and Engineering Chemistry, Analytical Edition*. 1938;**10**(4):191-195
- [71] Moore JW, Anderson RC. Kinetics of the reaction of cerium(IV) and arsenic (III) ions. *Journal of the American Chemical Society*. 1944;**66**:1476-1479. DOI: 10.1021/ja01237a017
- [72] Moore RL, Anderson RC. Spectrophotometric studies on cerium (IV) sulfate complex ions. *Journal of the American Chemical Society*. 1945;**67**:167-171. DOI: 10.1021/ja01218a005
- [73] Hardwick TJ, Robertson E. Association of ceric ions with sulphate (a spectral study). *Canadian Journal of Chemistry*. 1951;**29**:828-837. DOI: 10.1139/v51-095
- [74] Huang X W, Zhang G C. A Process of Extracting and Separating Ce from RE-Sulfuric Acid Liquor Containing Fluorine. China Patent: CN 95103694.7. 1995
- [75] Hafner L. German patent 2, 633, 115. *Chemical Abstracts*. 1977;**86**:124825t
- [76] Gupta B, Malik P, Deep A. Extraction of uranium, thorium and lanthanides using Cyanex923: Their separations and recovery from monazite. *Journal of Radioanalytical and Nuclear Chemistry*. 2002;**251**:451-456. DOI: 10.1023/A:1014890427073
- [77] Pretti C, Chiappe C, Pieraccini D, Gregori M, Abramo F, Monni G. Acute toxicity of ionic liquids to the zebrafish (*danio rerio*). *Green Chemistry*. 2005;**8**:238-240. DOI: 10.1039/b511554j
- [78] Wilkes JS, Zaworotko MJ. Air and water stable 1-ethyl-3-methylimidazolium based ionic liquids. *Journal of the Chemical Society, Chemical Communications*. 1992;**13**:965-967. DOI: 10.1039/C39920000965
- [79] Liu Y, Guo L, Zhu L, et al. Removal of Cr(III, VI) by quaternary ammonium and quaternary phosphonium ionic liquids functionalized silica materials. *Chemical Engineering Journal*. 2010;**158**:108-114. DOI: 10.1016/j.cej.2009.12.012
- [80] Liu J, Jiang G, Liu J, et al. Application of ionic liquids in analytical chemistry. *Trends in Analytical Chemistry*. 2005;**24**:20-27. DOI: 10.1016/j.trac.2004.09.005
- [81] Liu YH, Chen J, Li DQ. Application and perspective of ionic liquids on rare earths green separation. *Separation Science and Technology*. 2012;**47**:223-232. DOI: 10.1080/01496395.2011.635171
- [82] Sun XQ, Ji Y, Liu Y, Chen J, Li DQ. An engineering purpose preparation strategy for ammonium-type ionic liquid with high purity. *AIChE Journal*. 2010;**56**:989. DOI: doi.org/10.1002/aic.12039

- [83] Sun XB, Wang JP, Li D, Li HF. Synergistic extraction of rare earths by mixture of bis (2, 4, 4-trimethylpentyl) phosphine acid and sec-nonylphenoxy acetic acid. *Separation and Purification Technology*. 2006;**50**(1):30-34. DOI: 10.1016/j.seppur.2005.11.004
- [84] Sun J, Li DQ. Synergistic extraction of rare earths (III) by mixture of BTMPPA and HPMBP. *Chinese Journal of Applied Chemistry*. 1994;**11**:49-53
- [85] Sun XB, Zhao JM, Meng SL, Li DQ. Synergistic extraction and separation of yttrium from heavy rare earths using mixture of sec-octylphenoxy acetic acid and bis (2,4,4-trimethylpentyl) phosphinic acid. *Analytica Chimica Acta*. 2005;**533**(1):83-88. DOI: 10.1016/j.aca.2004.11.005
- [86] Reddy MLP, Bharathi JRB, Peter S, Ramamohan TR. Synergistic extraction of rare earths with bis (2, 4, 4-trimethyl pentyl) dithiophosphinic acid and trialkyl phosphine oxide. *Talanta*. 1999;**50**:79-85. DOI: 10.1016/S0039-9140(99)00106-X
- [87] Li DQ, Li HF, Guo FQ, Zhang ZF. A Method of Preparation of High-Purity CeF₃ Nano Powder. China Patent: CN 200410010618.2; 2004

IntechOpen

