

# We are IntechOpen, the world's leading publisher of Open Access books Built by scientists, for scientists

4,800

Open access books available

122,000

International authors and editors

135M

Downloads

Our authors are among the

154

Countries delivered to

TOP 1%

most cited scientists

12.2%

Contributors from top 500 universities



WEB OF SCIENCE™

Selection of our books indexed in the Book Citation Index  
in Web of Science™ Core Collection (BKCI)

Interested in publishing with us?  
Contact [book.department@intechopen.com](mailto:book.department@intechopen.com)

Numbers displayed above are based on latest data collected.  
For more information visit [www.intechopen.com](http://www.intechopen.com)



---

# Microbiological, Physical, and Chemical Procedures to Elaborate High-Quality SO<sub>2</sub>-Free Wines

---

Raúl Ferrer-Gallego, Miquel Puxeu, Laura Martín, Enric Nart, Claudio Hidalgo and Imma Andorrà

Additional information is available at the end of the chapter

<http://dx.doi.org/10.5772/intechopen.71627>

---

## Abstract

Sulfur dioxide (SO<sub>2</sub>) is the most preservative used in the wine industry and has been widely applied, as antioxidant and antibacterial agent. However, the use of sulfur dioxide implicates a range of adverse clinical effects. Therefore, the replacement of the SO<sub>2</sub> content in wines is one of the most important challenges for scientist and winemakers. This book chapter gives an overview regarding different microbiological, physical, and chemical alternatives to elaborate high-quality SO<sub>2</sub>-free wines. In the present chapter, original research articles as well as review articles and results obtained by the research group of the Wine Technology Center (VITEC) are shown. This study provides useful information related to this novel and healthy type of wines, highlighting the development of winemaking strategies and procedures.

**Keywords:** food safety, grape juice, sensory analysis, sulfur dioxide, wine

---

## 1. Introduction

In the last decades, the use of the sulfur dioxide (SO<sub>2</sub>) has become indispensable in the food industry. This substance is widely applied as antioxidant and antibacterial in many processed foods, being the most preservative used in the wine industry. In wines, SO<sub>2</sub> prevents undesirable sensory properties and the spoilage of wines produced by chemical or microbiological agents. However, in recent times, it has been shown that the intake of SO<sub>2</sub> implicates a wide range of adverse health consequences, such as allergic reactions and cumulative harmful effects [1]. Therefore, negative perceptions toward sulfites have been induced, and a significant increase on the demand of wines with low content of SO<sub>2</sub> has been displayed by consumers in the last years [2]. For this reason, reducing the amount of SO<sub>2</sub> in wines is a decisive strategy for the wine industry and one of the current topics on the oenological science.

---

In wines,  $\text{SO}_2$  is composed by total  $\text{SO}_2$ , bound  $\text{SO}_2$ , free  $\text{SO}_2$ , and molecular  $\text{SO}_2$ . Proper adjustment of the  $\text{SO}_2$  dosage is difficult because it depends on the equilibrium between its free and bound forms. The active form is molecular  $\text{SO}_2$ , which depends on the concentration of free  $\text{SO}_2$  and the pH [3]. This active form has the antimicrobial and antioxidant properties. In terms of antimicrobial, an insufficient addition of  $\text{SO}_2$  will not ensure the wine protection, increasing the risk of yeast and bacteria proliferation. In terms of antioxidant, an inadequate dosage will allow an excessive oxidation of aromas and flavors, compromising the quality of wines [4]. Contrary, excessive dosages in wines may cause organoleptic alterations and also health reactions in consumers. Taking this into account, the International Organization of Vine and Wine (OIV) has progressively reduced the maximum limits of the total  $\text{SO}_2$  in wines, which is nowadays 150 mg/L for red wines and 200 mg/L for white wines, with some exceptions depending on the sugar content (Regulation (EC) No 607/2009).

Today, there is not a commercial product or recipe able to replace the widespread  $\text{SO}_2$  actions. Consequently, diverse technological strategies should be considered by winemakers in each stage of the winemaking process, according to the type of wine to be produced and the winery capabilities. From our point of view, these strategies should be addressed from three joint perspectives; microbiological strategies, physical technologies, and chemical treatments. In this sense, the Wine Technology Centre (VITEC) has been working in this research field since 2012. Our studies have been focused in red and white wines, especially regarding Tempranillo and Albariño grape varieties.

## 2. Microbiological strategies to elaborate $\text{SO}_2$ -free wines

From a microbiological point of view, many factors should be taken into account to reduce the quantity of  $\text{SO}_2$  in wines. First, it should be considered that an endogenous content of  $\text{SO}_2$  is naturally produced by yeasts during alcoholic fermentation. Second, grape juice composition, yeast nutrition, and fermentation management may strongly influence the ability of yeasts to produce sulfites. Finally, microbiological stability of the  $\text{SO}_2$ -free wines remains uncertain yet.

As mentioned above, the European Union regulates the levels of total sulfites in wines following the Regulation (EC) 607/2009. Therefore, wines must be labeled with the indication "contains sulfites," when the total content of  $\text{SO}_2$  is over 10 mg/L, either exogenous or endogenous. Most organisms produce sulfites as a normal intermediate during digestion or synthesis of the sulfur-containing amino acids, such as methionine and cysteine [5]. Sulfites are minor by-products of yeast fermentation, and therefore, they are natural wine constituents. The ability of yeasts to form  $\text{SO}_2$  has been reported in different types of wines and geographical areas, and it was known long time ago and investigated intensively over the years [6, 7].

One of the most important factors to elaborate  $\text{SO}_2$ -free wines is the choice of the suitable yeast strains used for the development of the alcoholic fermentation. During winemaking process,

sulfur (naturally available as sulfate in grape juice) is used by yeasts in the synthesis of amino acids. In particular, *Saccharomyces cerevisiae* produces sulfite as an intermediate product during the assimilatory reduction of sulfate to sulfide, via adenosine-5'-phosphosulfate [6, 8]. The available sulfide (S<sup>2-</sup>) can be used in the synthesis of amino acids, as well as being excreted as hydrogen sulfide (H<sub>2</sub>S). Eventually, the sulfur amino acid biosynthesis (SAAB) pathway plays a crucial role in the active transport of sulfate (SO<sub>4</sub><sup>2-</sup>) into the cell, as well as in the reduction and production of SO<sub>2</sub> and in the resistance of yeasts against this additive [9]. Yeast strains differ in their capacity to form SO<sub>2</sub>, estimating a total average content ranged from 0 to 115 mg/L [10–14]. Most strains of *S. cerevisiae* produce between 10 and 30 mg/L of total SO<sub>2</sub>. However, some of them may produce less than 10 mg/L, which were commonly called “low sulfite-forming strains” [6]. On the opposite side, “high sulfite-forming strains” are able to produce more than 100 mg/L. These classifications according to their ability to form SO<sub>2</sub> during the alcoholic fermentation have been reported by several authors over the time [6, 7, 12, 14].

In the last years, the use of yeast strains with a low capacity to produce SO<sub>2</sub> has been one of the most used strategies to reduce the amount of SO<sub>2</sub> in wines [15]. Several studies have compared the amount of SO<sub>2</sub> produced during alcoholic fermentation by different commercial and indigenous yeast strains. In 1985, Suzzi et al. [13] investigated the biological sulfite role in the stabilization of white wines by comparing 1700 strains of *Saccharomyces* isolated from spontaneous fermentations. The majority of them produced less than 10 mg/L of total SO<sub>2</sub>, around 350 produced between 10 and 20 mg/L, 52 strains produced between 20 and 40 mg/L, and just two strains produced more than 40 mg/L. More recently, an experiment carried out at industrial scale by Werner et al. [14] showed two distinguishable groups of yeasts, among 22 commercial strains. The first one produced under 10 mg/L of total SO<sub>2</sub>, and the second one produced between 10 and 20 mg/L. Significant differences among yeasts strains in production of SO<sub>2</sub> (free and bound-SO<sub>2</sub>) were also described by Wells and Osborne [7]. In this case, values ranged from 25 to 60 mg/L of bound-SO<sub>2</sub> were observed. In 2015, Miranda-Castilleja et al. [11] studied the production of total SO<sub>2</sub> of 52 indigenous species of *Saccharomyces* from Querétaro (Mexico), and the obtained results ranged from 37 to 115 mg/L. More recently, VITEC has investigated the natural production of SO<sub>2</sub> of 21 selected yeast strains (commercial and indigenous). Fermentations were conducted using Muscat grape juice at 18 and 25°C. These results showed a total SO<sub>2</sub> production lesser than 10 mg/L in all cases. The results in agreement with other works which also showed diverse yeast strains are able to produce small amounts of total SO<sub>2</sub> (<1.4 mg/L) [16, 17]. Thus, several commercial and indigenous yeast strains have proved to be able to produce SO<sub>2</sub>-free wines. However, other considerations should be taking into account, such as the organoleptic properties and microbial stability of this type of wines.

The formation of SO<sub>2</sub> by yeasts is influenced by a complex interaction of genetic, physiochemical, and metabolic factors. H<sub>2</sub>S is one of the most undesirable metabolites derived from the alcoholic fermentations due to its unpleasant smell and taste. It should be noted that the biosynthesis and the production of H<sub>2</sub>S and SO<sub>2</sub> are linked [18, 19]. As occurs in the case of SO<sub>2</sub>, the formation of H<sub>2</sub>S varies widely depend on the yeast strains [20, 21]. The release of H<sub>2</sub>S

by yeast during the fermentation is a long-standing problem that has been extensively studied in comparison to the  $\text{SO}_2$  production. There has been an ever-growing interest in wine yeasts with low production in  $\text{H}_2\text{S}$ . The selection of suitable strains has so far been the principal way of limiting excessive  $\text{H}_2\text{S}$  formation. Other engineering strategies have been used for limiting its production, which generally consisted of overexpression or inactivation of some genes involved in the sulfate reduction pathway [22–24].

Both sulfites and hydrogen sulfides are produced during the biosynthesis of the sulfur containing amino acids, methionine, and cysteine, starting from sulfate assimilation. Given the metabolic link between  $\text{H}_2\text{S}$  and  $\text{SO}_2$ , such kind of biotechnological and engineering strategies firstly applied to reduce  $\text{H}_2\text{S}$  production could also be applied to decrease  $\text{SO}_2$  formation by yeasts. Nonetheless, few works have been aimed to obtain both low  $\text{SO}_2$  and low  $\text{H}_2\text{S}$  production. Three strains with low  $\text{SO}_2$  production ( $\text{SO}_2 < 10 \text{ mg/L}$ ) and with reduced  $\text{H}_2\text{S}$  production were selected by De Vero et al [25]. These authors proposed a strategy that combines sexual recombination and specific selective pressure to generate nongenetically-modified *S. cerevisiae* with desired oenological characteristics. More recently, new insight into the regulation of sulfur metabolism in wine yeasts by the identification of variants of MET2 and SKP2 genes within SAAB has been reported to modulate the production of sulfites and sulfides [26]. These results provide novel targets for the improvement of wine yeast strains orientated to produce  $\text{SO}_2$ -free wines. This knowledge on the sulfate pathway provides a chance to successfully apply engineering strategies to select “low sulfite-forming” yeast strains. However, as we previously highlighted, the production of sulfites by yeast during fermentation not only depend on metabolic factors but also on the environment, including nutrients and fermentation management, among others. Hence, grape juices composition is an imperative factor that should be considered in order to elaborate this type of wines. The insoluble solids contained in the grape juice also appeared to have an effect on the  $\text{SO}_2$  content, and wines with the higher insoluble solids obtained lower values of  $\text{SO}_2$  [27]. In contrast, results obtained in our experimental cellar showed that grapes with higher content of soluble solids produced higher content of total  $\text{SO}_2$  (**Figure 1**). The biplot of the principal component analysis (PCA) shows that the amount of  $\text{SO}_2$  produced during the alcoholic fermentation is mainly favored by a high amount of sugars and a low quantity of nitrogen. Furthermore, musts fermented at low temperatures ( $18^\circ\text{C}$ ), and a low titratable acidity may contribute on the production of  $\text{SO}_2$ .

In addition, the supplementation of musts with amino acids can significantly affect  $\text{SO}_2$  and  $\text{H}_2\text{S}$  production depending on the amount added, the time of addition, and the nitrogen concentration [26, 28]. Individual amino acids such as methionine, cysteine, asparagine, and arginine have been shown to influence sulfite formation [18, 28]. Higher the concentration of methionine and cysteine in the grape must, lower the formation of  $\text{SO}_2$  [6]. Under ammonia limitations, the addition of nonsulfur amino acids tended to increase the formation of  $\text{SO}_2$  (but inhibits the formation of  $\text{H}_2\text{S}$ ). The addition of cysteine seems to increase the  $\text{H}_2\text{S}$  content but inhibits the sulfite formation, and the addition of methionine inhibits both  $\text{SO}_2$  and  $\text{H}_2\text{S}$  formation [28]. More recently, it was stated that methionine repressed the cysteine-induced increase in the  $\text{H}_2\text{S}$  production but had no effect on the formation of  $\text{SO}_2$ . Both compounds were produced in greater quantities by yeast when grown in the presence of increasing concentrations of cysteine [18]. It has been reported that yeasts produce higher concentrations

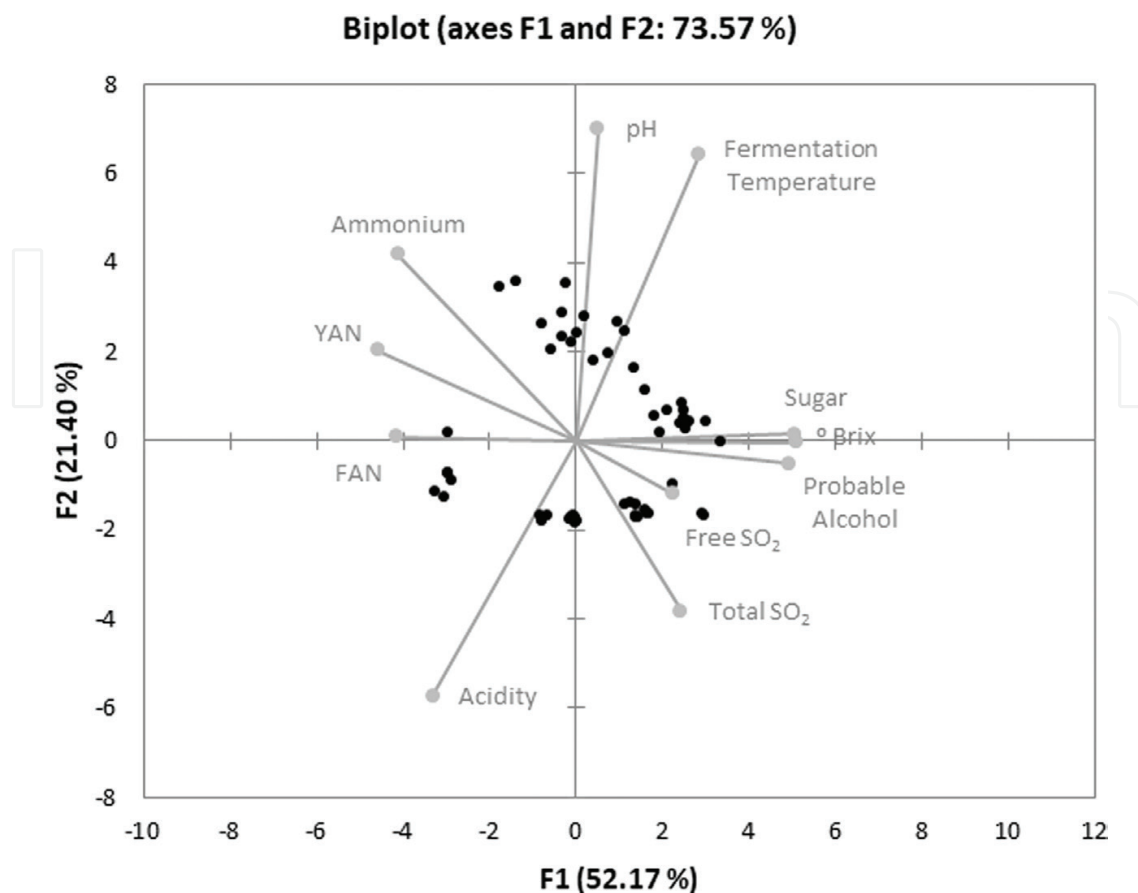


Figure 1. Biplot performed by 74 wines produced from Tempranillo and Albariño musts.

of SO<sub>2</sub> under higher yeast assimilable nitrogen (YAN) quantities [7, 29]. The supplementation on nitrogen using ammonium salts (sulfate or phosphate) allows higher growth rates and biomass yielding and also the stimulation of the fermentative activity [30, 31]. The addition of diammonium phosphate (DAP) significantly decreases H<sub>2</sub>S production and improves the kinetics of fermentation and aroma profile of wine [32]. In the last 5 years, VITEC has been studying the effect of ammonium sulfate and DAP addition on the amount of SO<sub>2</sub> produced by yeast along of the alcoholic fermentation. Results obtained showed that the addition of the N-sources slightly increases the total content of SO<sub>2</sub> in wines. The addition of ammonium sulfates and DAP using low sulfite-forming strains to ferment musts showed no significant differences. In the case of musts fermented by "high sulfite-forming" strains, the addition of DAP significantly increased the total content of SO<sub>2</sub> [33].

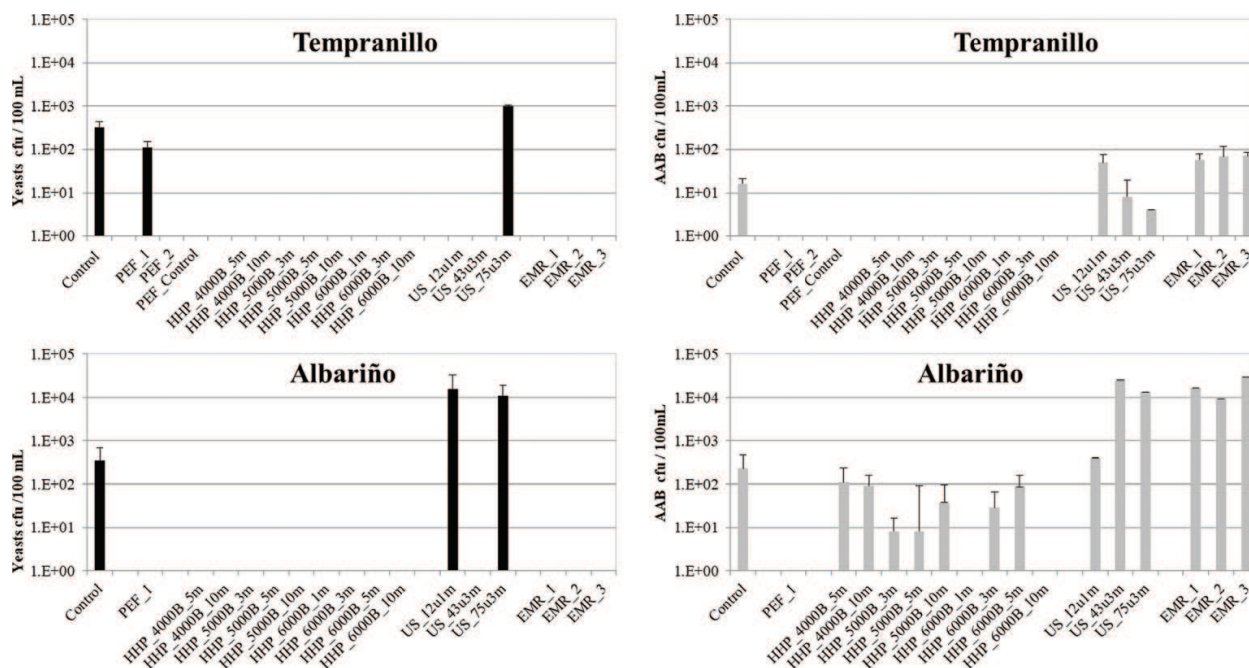
Other important consideration to elaborate SO<sub>2</sub>-free wines is the management of the alcoholic fermentation. In this sense, it has been stated that temperature has several effects on biochemical and physiological properties in yeast cells. Some changes in the sulfur assimilation pathway by *S. cerevisiae* depending on temperature may occur [34]. Our results are in agreement with other authors, who reported that at low temperature, the SO<sub>2</sub> production increases [26]. SO<sub>2</sub> and H<sub>2</sub>S production is also affected by pH (acidic pH facilitate SO<sub>2</sub> uptake) and concentration of some minerals (copper and zinc) and vitamins,

such as pantothenate or thiamine [9, 26, 35]. Thiamine is a vitamin used as a co-enzyme in the alcoholic fermentation pathway. It stimulates yeast growth, speeds up fermentation, and reduces production of SO<sub>2</sub> binding compounds. Thiamine supplementation allows the transformation of pyruvic acid to acetaldehyde and limits the accumulation of ketonic compounds on wine being considered a factor to reduce the SO<sub>2</sub> amount on wines [36]. A deficiency in thiamine may reduce yeast growth, slow fermentation, and promote the accumulation of pyruvic acid and acetaldehyde, the components responsible of wine oxidation. The effect of major SO<sub>2</sub> binding compounds (acetaldehyde, pyruvic, and  $\alpha$ -ketoglutarate) on the production of SO<sub>2</sub> by different yeasts strains is still poorly understood, and more studies should be performed to better understand their role on the SO<sub>2</sub> production [7]. In this way, the results obtained in VITEC are in agreement with the results obtained by Comuzzo and Zironi [33, 36], who showed that the addition of DAP + thiamine reduced the production of  $\alpha$ -ketoglutarate.

### 3. Physical technologies to replace the use of SO<sub>2</sub> in the wine industry

From a physical point of view, different technologies have been used to ensure the wine microbiological stability and to prevent oxidations [37]. The main advantage of using physical methods is the nonaddition of chemical substances that may affect human health. By these technologies, the preservation of the organoleptic properties of wines and the antimicrobial effect should be produced at the same time. Pulsed electric fields (PEF), ultraviolet radiation (UV), high hydrostatic pressure (HHP), and flash-pasteurization lead an antimicrobial result, while the use of ultrasounds (US) or inert gases does not share this property [38–41]. The PEF consists in the application of short electric pulses of high intensity between two electrodes, producing electroporation of the cell membranes increasing their permeability. It has been shown that this technique is effective to inactivate both bacteria and yeasts [42]. Thus, PEF may be applied to eliminate undesirable microorganisms at different winemaking stages, for example, before bottling. It has been stated that the treatments with PEF also reduces the activity of enzymes, such as polyphenol oxidases and peroxidases, increases the extraction of phenolic compounds and affects the aromas of white wines [42, 43]. VITEC has evaluated the antimicrobial effect of PEF, HHP, US, and EMR (electromagnetic radiation). **Figure 2** shows the obtained results after the quantification of viable yeasts and acetic acid bacteria (AAB) in Petri dishes culture. The PEF conditions were electric field 35 kV/cm, voltage 23 kV, pulse rate 0.65 kHz, pulse duration 2.5  $\mu$ S, initial conductivity 5.04 mS/cm, flow 25 l/h, and initial temperature 20.8°C. The PEF 1 and PEF 2 differed on the final temperature of the treatment which was 23 and 31°C, respectively. Worthy results of PEF as antimicrobial technique were obtained, although high colony-forming units of yeast were observed in the case of PEF 1.

The use of high hydrostatic pressures (HHP) was evaluated in our studies at different pressures (from 400 to 600 MPa) and times (1, 3, 5, and 10 min). HHP results showed that the inhibition of microorganism by this methodology depends not only on the time and pressure



**Figure 2.** Evaluation of different physical treatments in Tempranillo and Albariño wines (at the end of the alcoholic fermentation) by the quantification of viable yeasts and acetic acid bacteria in Petri dishes culture (cfu, colony forming units).

applied but also on the variety and the type of microorganisms (**Figure 2**). Tempranillo and Albariño yeast growth were inhibited by all pressures and times applied. However, in the case of acetic acid bacteria, the HHP treatment was very efficient for Tempranillo but not for Albariño wines. Even so, low levels of viable AAB ( $10^2$  cfu/100 mL) were found. According to Bartowsky et al. [44], AAB populations from either spoiled or unspoiled wines ranged between  $10^2$  and  $10^3$  cfu/mL. According to the literature, pressures above 700 MPa may inhibit the polyphenol oxidase, although lower values of pressure are enough to inactivate yeasts and bacteria [45]. In our experiments, HHP results as a very effective technique against yeast and lactic acid bacteria and a lesser extent against AAB. At the studied conditions, HPP and PEF showed a noteworthy preservation of the organoleptic properties of wines (data not shown), according to other authors [45–47].

Other techniques, such as ultrasounds (US) and EMR, were also evaluated. The EMR is one of the most recent physical technologies evaluated in wines, which has shown a good potential in food processing, such as fruits, vegetables, and juices. This technique allows increasing the wine temperature for a short time period without any external heating source. EMR allows achieving the reduction of microorganisms with low effect on the organoleptic properties of wines, when compared with other heating techniques, such as flash pasteurization. However, recently studies have shown that the application of lower power microwave exposures may increase the growth of *Brettanomyces* cells [48]. In agreement, **Figure 2** shows an increase on AAB after the treatment with EMR in both cases. The application of US at different conditions considering time of application (from 1 to 3 min)

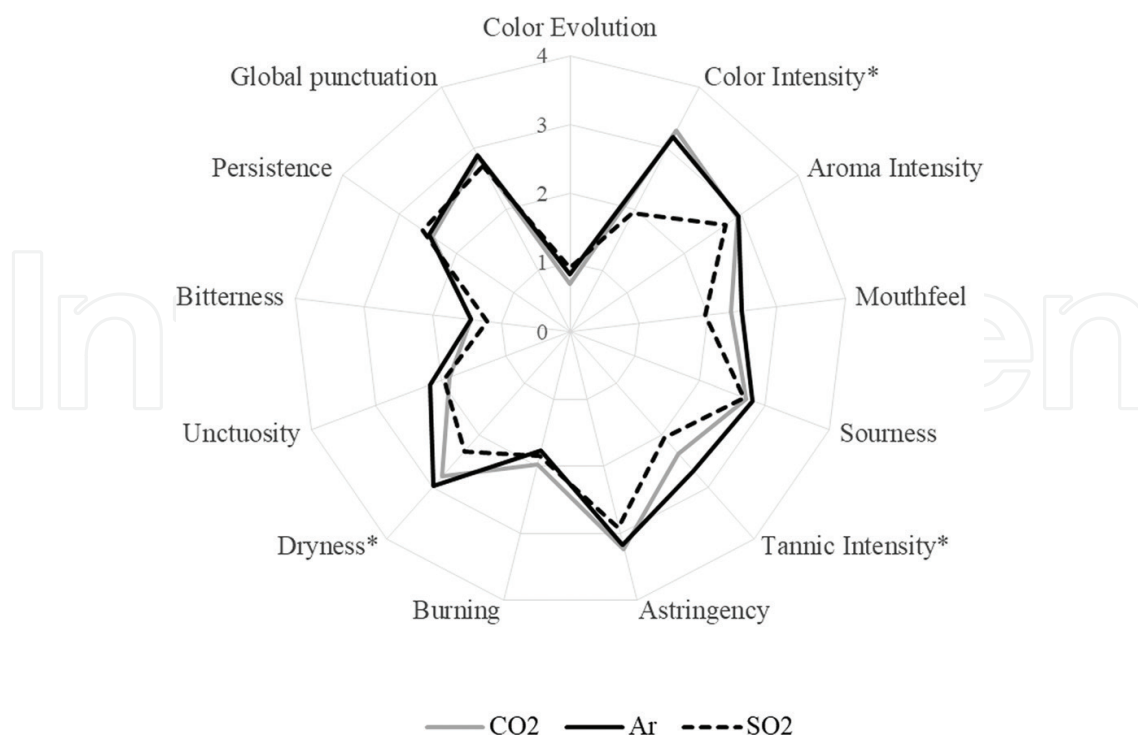


and wavelengths (12, 43 and 75  $\mu\text{m}$ ) inhibited the yeasts growth but not the bacteria population (**Figure 2**). The effectiveness of US resulted lower than HHP, at least at the experimental conditions studied. As occurred with EMR treatment, an increase on the colony-forming units was observed after the treatment with US. Ultraviolet radiation reduces the population of wine microorganisms, but different resistances to the radiation have been stated depending on species. It appears to be an effective method against *Brettanomyces*, *Saccharomyces*, *Acetobacter*, *Lactobacillus*, and *Pediococcus* [46]. Furthermore, it has been described that phenolic compounds can absorb UV radiation and is therefore less effective in red wines. This technique seems to be more effective in white wines at the end of fermentation, when wines present low turbidity. In order to increase the total polyphenol, it could be also applied at maceration stage [38, 49].

In general, all the physical treatments assessed clearly affect the viability of lactic acid bacteria in Tempranillo and Albariño varieties. In both cases, only viable lactic acid bacteria were detected in the control (data not shown). The employed treatments reduced the viability of yeasts and lactic and acetic acid bacteria. However, in this study, both US and EMR were not effective enough to reduce the population of viable acetic acid bacteria. According to the results, AAB were more resistant to the treatments than lactic acid bacteria (LAB). Regarding techniques, a higher antimicrobial effect of HHP and EMR was observed in comparison to the other methodologies employed. Besides, some wines produced by US and EMR showed oxidation characteristics. As occurred in the antimicrobial assays, the optimization of methods and experimental conditions is an imperative action to avoid adverse effects on the sensory quality of wines. It should be noted that some of these physical techniques are commonly used in food industry, but their implementation on the wine sector is so far to be available for a daily work routine, mainly due to economic and technique questions.

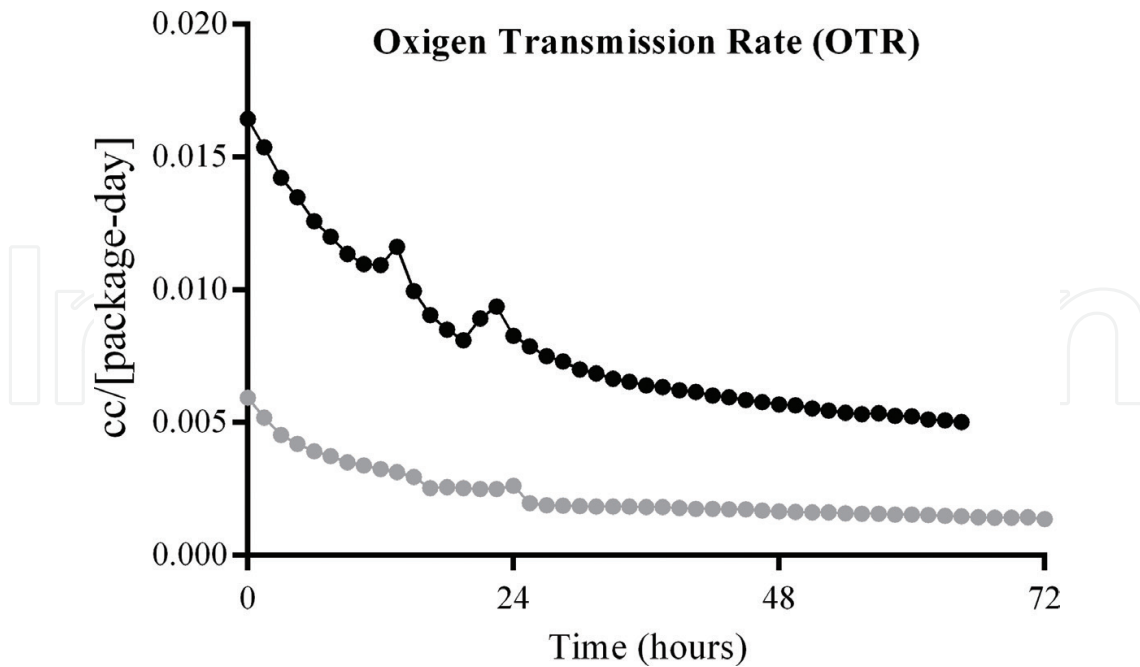
The oxidation is one of the main processes that affect  $\text{SO}_2$ -free wines. Apart from the mentioned technologies and despite of its antimicrobial effect is limited, the use of inert gases is more and more applied throughout the winemaking process. The oxygen control by the management of the inert gases during the winemaking process must be considered because they have an important impact on the organoleptic properties. Caps are the ultimate physical barrier to preserve wines during storage, and so their oxygen permeability should be considered. The long-term protection is one of the most concerns for wineries in bottled wines with reduced  $\text{SO}_2$  content [50]. The assays carried out in VITEC using argon and carbon dioxide showed valuable sensory results (**Figure 3**). The  $\text{SO}_2$ -free red wines produced by the use of Ar and  $\text{CO}_2$  showed higher significant color intensity, tannic intensity, and dryness. Greater aroma intensity and mouthfeel were also found, although values did not show significant differences. In general, Tempranillo-bottled  $\text{SO}_2$ -free wines obtained higher global punctuations than wines with  $\text{SO}_2$  addition.

The oxygen control during all the production process of this type of wines is an imperative engagement. It is important to take into account that wines without sulfite addition are exposed to physicochemical and microbiological alterations. Considering the techniques available in any winery, to avoid microbiological alterations, sterilizing filtration may be an alternative. However, this technique could reduce the sensorial quality of the wine



**Figure 3.** Comparison of the sensory evaluation of Tempranillo wines elaborated using argon (Ar), carbon dioxide (CO<sub>2</sub>) and sulfur dioxide (SO<sub>2</sub>). \* Significant differences by HSD Tukey test ( $p < 0.05$ ).

because it is a very oxidative process. To ensure a correct conservation of the SO<sub>2</sub>-free wines, the amount of oxygen incorporated into wine should be controlled, especially at bottling, where concentrations from 0.2 to 4 mg/L may be incorporated, depending on conditions [51]. The amount of oxygen incorporated at bottling is the sum of the dissolved oxygen and the headspace oxygen, which is called TPO (total packaged oxygen). By our experience, between 0.5 and 1.5 mg/L of dissolved O<sub>2</sub> is usually incorporated at this process. Moreover, the oxygen in the headspace changes depending on the type of closure. In submerged caps, the headspace height is commonly 1–2 cm, and the normal values of dissolved oxygen ranged from 0.5 mg/L (with the use of inert gases) to 2 mg/L (without inertization). In the case of screw caps, the headspace height is higher, about 4 to 6 cm, and the oxygen values ranged from 2 to 6 mg/L. In summary, in submerged caps, values of TPO around 1 or 2 mg/L could be optimum, but values over 3 mg/L are not suitable. In screw caps, TPO values around 2.5 mg/L are optimum, but values over 7 mg/L are not suitable. The type of caps employed not only changes the amount of oxygen incorporated at bottling but also is the ultimate barrier physic to protect wines during the storage period. Thus, a correct cap should be selected depending on the type of wine, and also its permeability to oxygen should be measured to estimate the optimum storage period. The measure of the oxygen transmission rate (OTR) helps to carried out these purposes. **Figure 4** shows “high” and “low” oxygen permeability of different types of caps measured in VITEC by the MOCON® equipment. The OTR measurement corresponds to two natural corks stoppers. As can be seen in the figure, the cork stopper represented in green reached the stability of the oxygen permeability at 24 h, while the stopper represented in red did not reach this stability until the third day. Moreover, once reached the stability, the values of OTR



**Figure 4.** Representative oxygen transmission rate (OTR) of caps with different oxygen permeability.

were 4 times higher for “red” stopper than for “green”. It can be also observed a great decrease in the case of the “red” stopper, likely due to higher content of oxygen inside of the cork and therefore higher porosity.

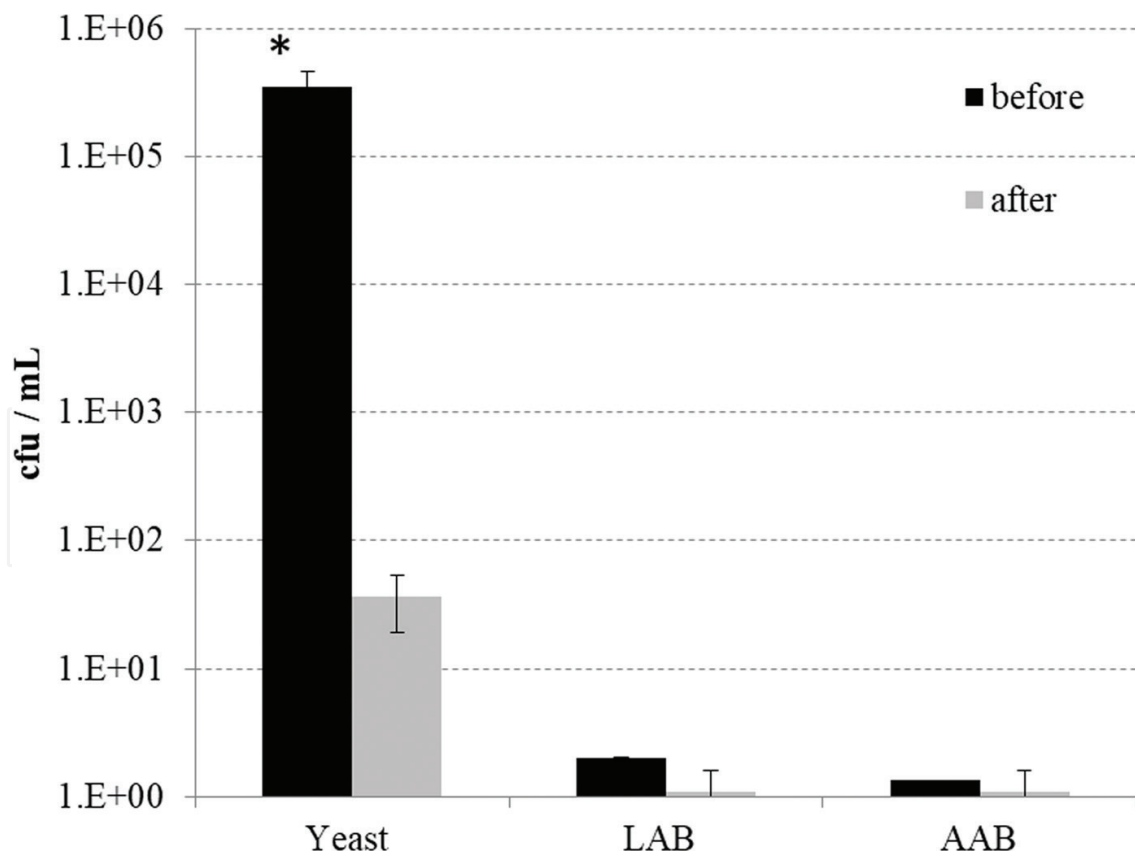
#### 4. Chemical treatments to elaborate SO<sub>2</sub>-free wines

The addition of chemical substances to wines is the most used alternative to reduce the SO<sub>2</sub> addition in wines. Over the years, the addition of several chemical substances has been allowed by the OIV with different purposes. Accordingly, new antioxidant and antimicrobial additives have been evaluated as possible alternatives to the use of the SO<sub>2</sub> [37, 52]. Particularly, the addition of dry yeasts enriched in glutathione, chitosan, and dimethyl dicarbonate, and different hydrolyzed and condensed tannins were evaluated by our research group. The most relevant results and some considerations related to these practices are summarized below.

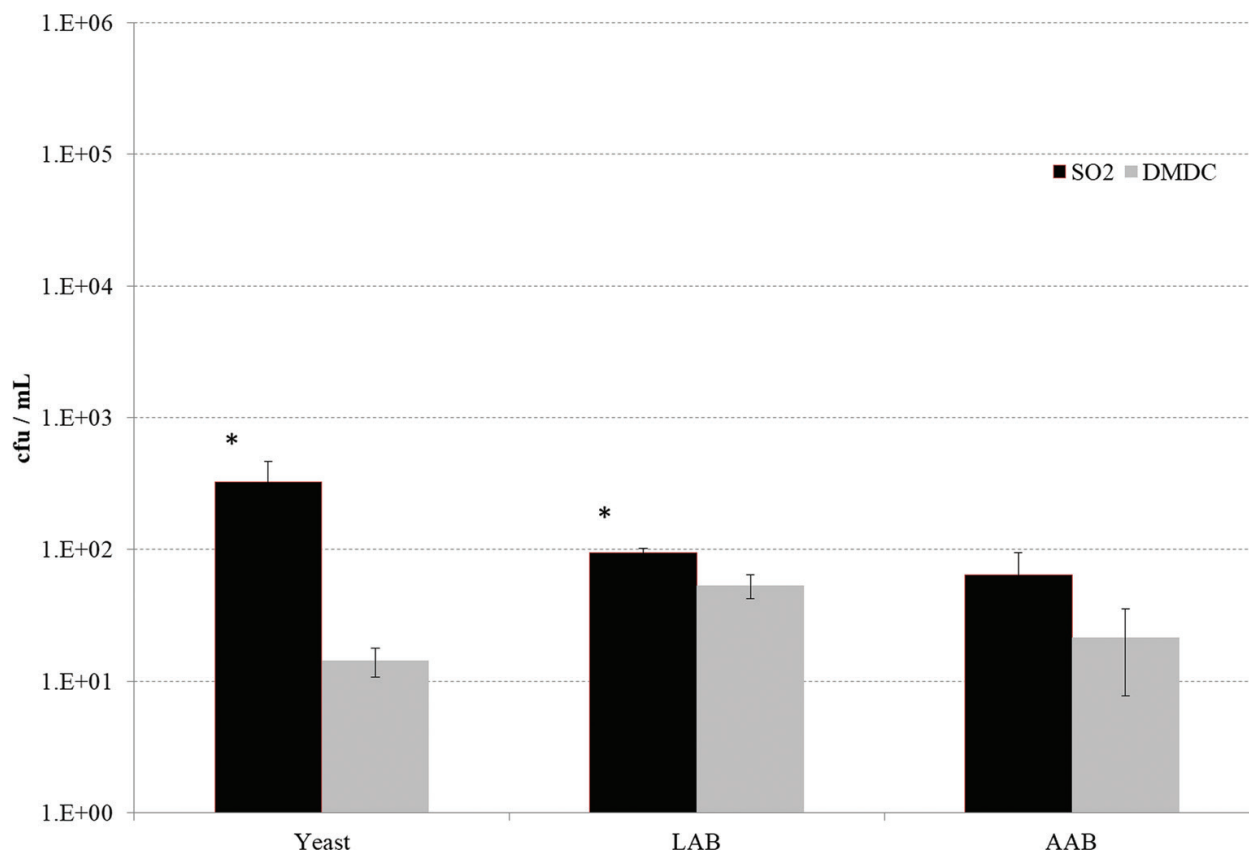
In the last years, the potential application of glutathione (GSH) has increased the attention of many winemakers and researchers. The addition of reduced glutathione to grape juices or wines is allowed by OIV up to 20 mg/L (OIV OENO 445/2015). The use of GSH in the wine production was reviewed in 2013 by several authors [36, 53]. Following studies also demonstrated that the combination of SO<sub>2</sub> and GSH involves a notable protective effect in wines [54]. Recent studies have shown that the addition of glutathione-rich dry inactivated yeast to grape juices modifies the white wine aroma influencing the concentrations of some volatile compounds and precursors with some benefits on its preservation [55–57]. The GSH amount of wine changes depending on the winemaking period. Hence, this compound decreases after wine aging and storage; at pressing could increase its content up to 20 times [58].

Chitosan is a natural polymer formed by deacetylation of chitin, which has a wide range of applications in different field research, such as agriculture, food, and pharmaceutical industry, among others [59]. The use of this polysaccharide in oenology was approved in 2009 by the OIV to fining musts (OIV-OENO 336A-2009). Moreover, it also used as antimicrobial and antioxidant. Chitosan allows the growth of *Saccharomyces* strains but is an antimicrobial against *Brettanomyces*, acetic, and lactic acid bacteria [60–63]. Commonly, it is used to preserve wine from oxidation and also as fining agent for white wine protein stabilization [64, 65]. **Figure 5** shows the potential of chitosan as antimicrobial. In this case, a significant decrease on yeasts, LAB, and AAB after the addition of 10 g/hL of chitosan to Tempranillo wines (after alcoholic fermentation) was observed. This effectiveness was greater for yeasts, decreasing up to  $1 \times 10^4$  cfu/100 mL.

Dimethyl dicarbonate (DMDC) was also accepted by European Union to be used in wine with a maximum limit amount of 200 mg/L (Regulation (EC) No 643/2006). DMDC is an organic chemical compound, which acts inhibiting the growth of microorganisms [9, 66]. When it is added to wines, it is quickly transformed to methanol and produces certain content on methyl and alkyl carbonates as products reaction by polyphenols or organic acids. These products are usually found at a low concentration, and so the quality of wine, flavors and aromas, should not be affected [67]. DMDC seems to be more effective against yeasts than against



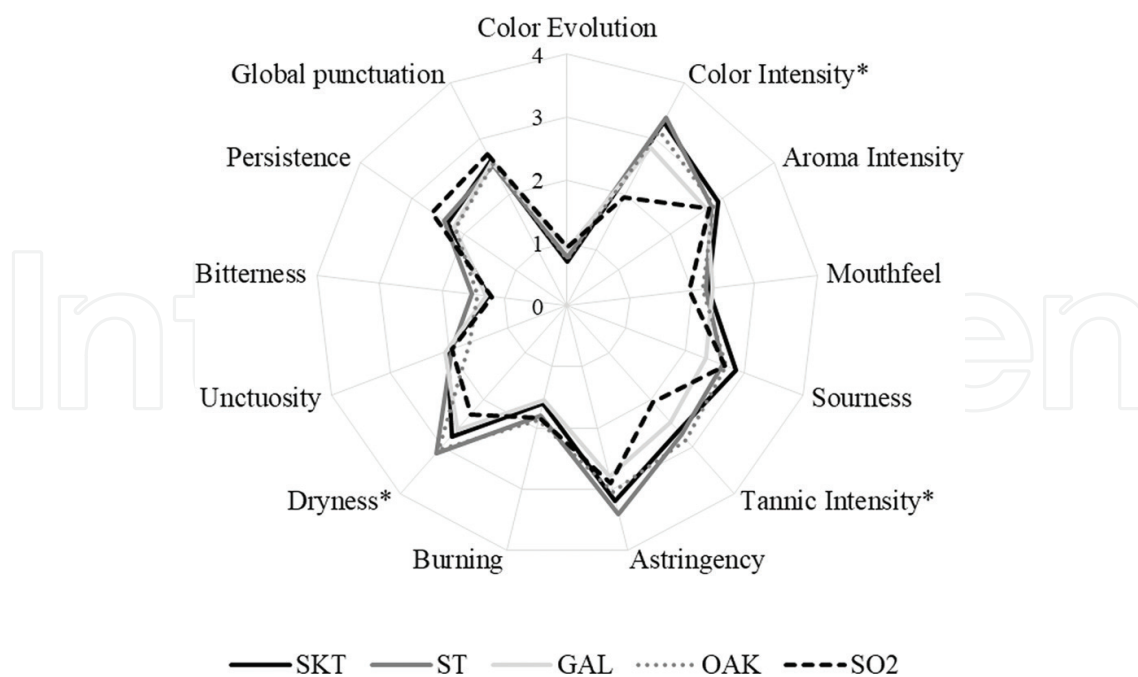
**Figure 5.** Viable yeasts, lactic acid bacteria (LAB), and acetic acid bacteria (AAB) quantified in Petri dishes culture (cfu; colony-forming units) from Tempranillo wines before and after a treatment with chitosan (10 g/hL). \*Significant differences by HSD Tukey test ( $p < 0.05$ ).



**Figure 6.** Viable yeasts, lactic acid bacteria (LAB), and acetic acid bacteria (AAB) quantified in Petri dishes culture (cfu, colony-forming units) from Albariño musts treated with dimethyl dicarbonate (DMDC = 20 g/hL). \*Significant differences by HSD Tukey test ( $p < 0.05$ ).

bacteria, although its activity depends on several factors, such as the pH [66–68]. In this sense, **Figure 6** shows the results obtained by the addition of DMDC to Albariño musts. The above-mentioned antimicrobial effect can be observed in yeast, LAB, and AAB. However and as occurred with chitosan, DMDC treatment was clearly more effective in yeasts than in bacteria.

The addition of oenological tannins to wine is an accepted practice by the OIV (OENO 12/2002 and revisions OENO 5/2008, OENO 6/2008, OENO 352/2009, and OENO 554/2015), which mainly aims the color stabilization and the improvement of the wine mouthfeel and flavor. Quite a few studies have evaluated the influence of the tannin addition on the chemical and sensory properties of wines. However, the results obtained are not as promising as expected. In 2005, Bautista-Ortiz et al. [69] did not observe any improvement on the chromatic and sensory properties of wines treated with different oenological tannins. Harbertson and co-workers [70] observed that some additions may be unjustified and have limited or negative impacts on the wine quality. A wide range of commercial tannins exists on the market; nonetheless, a lack of information about the composition and origin of the product is a common pattern. This fact could lead to technological problems according to the expected final wine [71]. The antioxidant properties of tannins, with related health beneficial effects, and their benefits when added to wines are also well known [72]. Both characteristics make tannins a very attractive alternative to the use of SO<sub>2</sub> in wine. Some studies showed hopeful results when mixed with antimicrobials, such as lysozyme [17, 73]. The



**Figure 7.** Sensory profile of Tempranillo wines elaborated by different enological tannin additions to grape juices. SO<sub>2</sub>: Wine control. ST: Grape seed tannins (40 g/hL), SKT: Grape skin tannins (30 g/hL), GAL: Tara tannin (20 g/hL), OAK: oak tannins (30 g/hL). \*Significant differences by HSD Tukey test ( $p < 0.05$ ).

studies carried out in VITEC have recently shown that the addition of tannins mixed with glutathione may be an effective alternative to the use of SO<sub>2</sub> [74]. **Figure 7** shows the sensory analysis of Tempranillo wines with addition of grape seed tannins (ST), grape skin tannins (SKT), oak tannins (OAK), and tara tannins (GAL). In general, the sensory profiles of wines produced with the addition of different tannins were similar (and even better) than wines elaborated by addition of SO<sub>2</sub>. Significant higher color intensity was observed between control and treated wines. Treated wines also obtained significant dryness and tannic intensity. Astringency and mouthfeel reached higher values but not significant. Lower persistence and higher aroma intensity can also be observed. Low differences between treatments were found, which may be due not only to the different quantity of tannins added but also to their qualitative profile. Recent studies performed by other authors have confirmed the importance of the anthocyanin/tannin ratio on the wine oxidation process and especially on the acetaldehyde formation. Wines with higher tannin addition showed lower production of acetaldehyde [75].

Other chemical substances, such as ascorbic acid and lysozyme, may also be able alternatives to SO<sub>2</sub>. Ascorbic acid has the ability to scavenge molecular oxygen before the oxidation of phenolic compounds occurs. It is a highly efficient antioxidant in combination with sulfur dioxide; nonetheless, a pro-oxidation effect may occur when the content of SO<sub>2</sub> and ascorbic acid is low [76]. The reaction between ascorbic acid and oxygen results in dehydroascorbic acid and hydrogen peroxide, which would be removed by sulfites. Under certain conditions, ascorbic acid both accelerates oxygen removal and reduces the O<sub>2</sub>:SO<sub>2</sub> molar reaction ratio [4]. In wines, it is generally employed in winemaking stages with high oxygen dissolution, such as grape crushing, after racking or just before bottling. The addition of ascorbic

acid in white wines improves color and flavor retention during bottling aging [77]. Certain carbonyl compounds, such as furfural, acetaldehyde, glyoxal, and diacetyl, formed from the oxidation of ascorbic acid may involve the formation of brown pigments by reacting with phenolic compounds. Higher browning was observed in catechin model solutions containing ascorbic acid than in model solutions containing sulfite [78]. These oxidation products of ascorbic acid bind to  $\text{SO}_2$  reducing in some extent the ratio between free and total  $\text{SO}_2$  content [76]. The mixture of ascorbic acid together with  $\text{SO}_2$  seems to be a better antioxidant combination than the use of  $\text{SO}_2$  alone, avoiding the oxidation of wine and preserving the aroma profile. In white wines, ascorbic acid provides considerable protection against oxidation under conditions of low oxygen [79]. However, it should be highlighted that the impact of the addition of ascorbic acid to wine composition and sensory characters is far to be clarified [36, 77].

Lysozyme belongs to glycoside hydrolases, which is a type of enzyme that catalyzes the hydrolysis of bonds between N-acetyl muramic acid and N-acetyl-D-glucosamine residues in peptidoglycans, and it is found in the cell walls of bacteria, especially in Gram-positive bacteria. These enzymes are therefore destructive to many bacteria like lactic acid bacteria (LAB). In winemaking, indigenous LAB, such as *Lactobacillus brevis*, *Oenococcus oeni*, *Lactobacillus kunkeei*, *Pediococcus parvulus* and *Pediococcus damnosus*, can be completely inhibited by lysozyme, being this efficacy strongly affected by winemaking and dosage [80, 81]. The addition of lysozyme did not have any negative effect on yeast growth and sugar reduction and may prevent the increase of volatile acidity during the stuck/sluggish of the alcoholic fermentation [17, 81]. This substance had little or no effect on the content of alcohol, titratable acidity, and pH value and did not cause important changes on the sensory characteristics of wines. Nonetheless, it may produce esters in certain wines, contributing to their complexity [73, 82]. Lysozyme may involve changes on yeast nitrogen consumption and the amino nitrogen metabolism, although it does not appear to have an effect on the formation of biogenic amines [16]. The addition of lysozyme may produce a color loss associate with the formation of precipitates in red wines and may induce protein haze in white wines [82]. Lysozyme does not possess an antioxidant activity and therefore does not prevent the wine oxidation. Hence, it becomes necessary the addition of antioxidants, such as proanthocyanidins, in combination with lysozyme to replace the  $\text{SO}_2$  actions [16, 73]. A critical point of lysozyme is the safety of wines treated with this additive, since it is an egg allergen (allergen Gal d 4 according to the International Allergen Code) that remains in bottled wine. The OIV issued limitation of 500 mg/L [83], and this quantity is removed by an efficient fining treatment using, for example, bentonite or metatartaric acid [84].

## 5. Conclusions

The use of yeast strains with a low capacity to produce  $\text{SO}_2$ , during the alcoholic fermentation is essential to reduce the final amount of  $\text{SO}_2$  in wines. Both commercial and

indigenous yeasts strains can be used with this purpose. However, factors as grape juice composition, the management of the fermentation, and musts supplementation will be decisive. Different physical technologies and methodologies can be used to elaborate this type of wines. The replacement of the antioxidant and antimicrobial action of the SO<sub>2</sub> is a complex mission. However, the combination of different physical techniques together with a good management of inert gases to control oxygen appears to be a suitable practice to achieve this purpose. In addition, some chemical treatments will help to complete the effects caused by these practices. In general, chemical treatments should be combined at different wine production stages to complete their respective actions. The combination of chemical additions even with SO<sub>2</sub> may help to reduce its use during the winemaking. It should be noted that still today, there is a lack on the knowledge of the microbiological stability of SO<sub>2</sub>-free wines during the aging period. Therefore, more research is needed to better understand the effect of the low concentration of SO<sub>2</sub> in wines as well as the use of new additives, especially regarding the wine stability after storage and the effects on the human health.

In summary, multidisciplinary approaches should be considered to elaborate high-quality SO<sub>2</sub>-free wines. The combination of microbiological strategies, physical methods, and chemical treatments becomes indispensable to achieve this ambitious purpose. Several yeast strains are able to generate low quantities of SO<sub>2</sub> during alcoholic fermentations (<10 mg/L), and several physical and chemical treatments have shown their antioxidant and antimicrobial effect. Therefore, reducing the SO<sub>2</sub> amount in wine production may be achieved. Nonetheless, more research should be done to adapt winemaking procedures according to the particular working conditions and the desired product of each winery.

## Acknowledgements

Thanks are due to the Spanish MICINN for their financial support of VINNO\_SO<sub>2</sub> Project (Ref. IPT-2012-0967-060000). The authors also thank AGROVIN S.A. for supplying the yeast strains, Bodegas RODA S.A. (Haro, La Rioja, Spain) and Adegas Valmiñor S.L. (O Rosal, Pontevedra) for supplying the grape samples. We also thank Programa de Desenvolupament Rural de Catalunya 2014–2020 (N° expdte. 56 30032 2017 2A).

## Author details

Raúl Ferrer-Gallego\*, Miquel Puxeu, Laura Martín, Enric Nart, Claudio Hidalgo and Imma Andorrà

\*Address all correspondence to: [raul.ferrer@vitec.cat](mailto:raul.ferrer@vitec.cat)

VITEC, Wine Technology Center, Tarragona, Spain



## References

- [1] Vally H, Misso NLA, Madan V. Clinical effects of sulphite additives. *Clinical & Experimental Allergy*. 2009;**39**(11):1643-1651. DOI: 10.1111/j.1365-2222.2009.03362.x
- [2] Costanigro M, Appleby C, Menke SD. The wine headache: Consumer perceptions of sulfites and willingness to pay for non-sulfited wines. *Food Quality and Preference*. 2014;**31**:81-89. DOI: doi.org/10.1016/j.foodqual.2013.08.002
- [3] Ribéreau-Gayon P, Dubordieu D, Doneche B, Lonvaud E. *Handbook of Enology, Vol. 1; The Microbiology of Wine and Vinifications*, 2nd Edition. John Wiley & Sons Inc (NYSE:JW.A). 2006
- [4] Danilewicz JC. Reaction of oxygen and sulfite in wine. *American Journal of Enology and Viticulture*. 2016;**67**(1):13-17. DOI: 10.5344/ajev.2015.15069
- [5] Thomas D, Surdin-Kerjan Y. Metabolism of Sulfur amino acids in *Saccharomyces cerevisiae*. *Microbiology and Molecular Biology Reviews*. 1997;**61**(4):503-532
- [6] Eschenbruch R. Sulfite and sulfide formation during winemaking – A review. *American Journal of Enology and Viticulture*. 1974;**25**(3):23-27
- [7] Wells A, Osborne JP. Production of SO<sub>2</sub> binding compounds and SO<sub>2</sub> by *saccharomyces* during alcoholic fermentation and the impact on malolactic fermentation. *South African Journal of Enology and Viticulture*. 2011;**32**(2):267-279. DOI: doi.org/10.21548/32-2-1387
- [8] Donalies UEB, Stahl U. Increasing sulphite formation in *Saccharomyces cerevisiae* by over-expression of MET14 and SSUI. *Yeast*. 2002;**19**(6):475-484. DOI: 10.1002/yea.849
- [9] Divol B, du Toit M, Duckitt E. Surviving in the presence of sulphur dioxide: Strategies developed by wine yeasts. *Applied Microbiology and Biotechnology*. 2012;**95**(3):601-613. DOI: 10.1007/s00253-012-4186-x
- [10] Larsen JT, Nielsen J-C, Kramp B, Richelieu M, Bjerring P, Riisager MJ, et al. Impact of different strains of *Saccharomyces cerevisiae* on malolactic fermentation by *Oenococcus oeni*. *American Journal of Enology and Viticulture*. 2003;**54**(4):246-251
- [11] Miranda-Castilleja DE, Ortiz-Barrera E, Arvizu-Medrano SM, Ramiro-Pacheco J, Aldrete-Tápia JA, Martínez-Peniche RA. Aislamiento, selección e identificación de levaduras *Saccharomyces* spp. nativas de viñedos en Querétaro, México. *Agrociencia*. 2015;**49**:759-773
- [12] Rankine BC, Pocock KF. Influence of yeast strain on binding of sulphur dioxide in wines, and on its formation during fermentation. *Journal of the Science of Food and Agriculture*. 1969;**20**(2):104-109. DOI: 10.1002/jsfa.2740200210
- [13] Suzzi P, Romano P, Zambonelli C. *Saccharomyces* strain selection in minimizing SO<sub>2</sub> requirement during Vinification. *American Journal of Enology and Viticulture*. 1985;**36**(3): 199-202

- [14] Werner M et al. Yeasts and natural production of sulphites. *Journal of Enology and Viticulture*. 2009;(1):2-6
- [15] Eglinton JM, Henschke PA. *Saccharomyces cerevisiae* strains AWRI 838, Lalvin EC1118 and Maurivin PDM do not produce excessive sulfur dioxide in white wine fermentations. *Australian Journal of Grape and Wine Research*. 1996;2(2):77-83. DOI: 10.1111/j.1755-0238.1996.tb00098.x
- [16] Cejudo-bastante MJ, Sonni F, Chinnici F, Versari A, Perez-coello MS, Riponi C. Fermentation of sulphite-free white musts with added lysozyme and oenological tannins: Nitrogen consumption and biogenic amines composition of final wines. *LWT- Food Science and Technology*. 2010;43(10):1501-1507. DOI: 10.1016/j.lwt.2010.02.011
- [17] Sonni F, Bastante MJ, Chinnici F, Natali N, Riponi C. Replacement of sulfur dioxide by lysozyme and oenological tannins during fermentation: Influence on volatile composition of white wines. *Journal of the Science of Food and Agriculture*. 2009;89(4):688-696. DOI: 10.1002/jsfa.3503
- [18] Duan W, Roddick FA, Higgins VJ, Rogers PJ. A parallel analysis of H<sub>2</sub>S and SO<sub>2</sub> formation by brewing yeast in response to sulfur-containing amino acids and ammonium ions. *Journal of the American Society of Brewing Chemists*. 2004;62(1):35-41
- [19] Yoshida S, Imoto J, Minato T, Oouchi R, Kamada Y, Tomita M, et al. A novel mechanism regulates H<sub>2</sub>S and SO<sub>2</sub> production in *Saccharomyces cerevisiae*. *Yeast*. 2011;28(2):109-121. DOI: 10.1002/yea.1823
- [20] Kumar GR, Ramakrishnan V, Bisson LF. Survey of hydrogen sulfide production in wine strains of *Saccharomyces cerevisiae*. *American Journal of Enology and Viticulture*. 2010;61(3):365-371
- [21] Nowak A, Kusewicz D, Kalinowska H, Turkiewicz M, Patelski P. Production of H<sub>2</sub>S and properties of sulfite reductase from selected strains of wine-producing yeasts. *European Food Research and Technology*. 2004;219:84-89. DOI: 10.1007/s00217-004-0885-6
- [22] Cordente AG, Heinrich A, Pretorius IS, Swiegers JH. Isolation of sulfite reductase variants of a commercial wine yeast with significantly reduced hydrogen sulfide production. *FEMS Yeast Research*. 2009;9(3):446-459. DOI: 10.1111/j.1567-1364.2009.00489.x
- [23] Huang C, Roncoroni M, Gardner RC. MET2 affects production of hydrogen sulfide during wine fermentation. *Applied Microbiology and Biotechnology*. 2014;98(16):7125-7135. DOI: 10.1007/s00253-014-5789-1
- [24] Linderholm A, Dietzel K, Hirst M, Bisson LF. Identification of MET10-932 and characterization as an allele reducing hydrogen sulfide formation in wine strains of *Saccharomyces cerevisiae*. *Applied and Environmental Microbiology*. 2010;76(23):7699-7707. DOI: 10.1128/AEM.01666-10

- [25] De Vero L, Solieri L, Giudici P. Evolution-based strategy to generate non-genetically modified organisms *Saccharomyces cerevisiae* strains impaired in sulfate assimilation pathway. *Letters in Applied Microbiology*. 2011;**53**(5):572-575. DOI: 10.1111/j.1472-765X.2011.03140.x
- [26] Noble J, Sanchez I, Blondin B. Identification of new *Saccharomyces cerevisiae* variants of the MET2 and SKP2 genes controlling the sulfur assimilation pathway and the production of undesirable sulfur compounds during alcoholic fermentation. *Microbial Cell Factories*. 2015;**14**(68):1-16. DOI: 10.1186/s12934-015-0245-1
- [27] Liu J, Gallander J. Effect of insoluble solids on the sulfur dioxide content and rate of malolactic fermentation in white table wines. *American Journal of Enology and Viticulture*. 1982;**33**(4):194-197
- [28] Giudici P, Kunkee RE. The effect of nitrogen deficiency and sulfur-containing amino acids on the reduction of sulfate to hydrogen sulfide by wine yeasts. *American Journal of Enology and Viticulture*. 1994;**45**(1):107-112
- [29] Osborne JP, Edwards CG. Inhibition of malolactic fermentation by *Saccharomyces* during alcoholic fermentation under low- and high-nitrogen conditions: A study in synthetic media. *Australian Journal of Grape and Wine Research*. 2006;**12**:69-78. DOI: 10.1111/j.1755-0238.2006.tb00045.x
- [30] Jiranek V, Langridge P, Henschke PA. Amino acid and ammonium utilization by *Saccharomyces cerevisiae* wine yeasts from a chemically defined medium. *American Journal of Enology and Viticulture*. 1995;**46**(1):75-83
- [31] Kemsawasd V, Viana T, Ardö Y, Arneborg N. Influence of nitrogen sources on growth and fermentation performance of different wine yeast species during alcoholic fermentation. *Applied Microbiology and Biotechnology*. 2015;**99**(23):10191-10207. DOI: 10.1007/s00253-015-6835-3
- [32] Gobbi M, Comitini F, D'Ignazi G, Ciani M. Effects of nutrient supplementation on fermentation kinetics, H<sub>2</sub>S evolution, and aroma profile in Verdicchio DOC wine production. *European Food Research and Technology*. 2013;**236**(1):145-154. DOI: 10.1007/s00217-012-1870-0
- [33] Nart E, Andorrà I, Puxeu M, Martín L, Hidalgo C, Ferrer-Gallego R. Evaluación de alternativas microbiológicas, físicas y químicas para la elaboración de vinos de alta calidad libres de sulfuroso. *La Semana Vitivinícola*. 2017;Septiembre(3502):1526-30
- [34] García-Ríos E, Ramos-Alonso L, Guillamón JM. Correlation between low temperature adaptation and oxidative stress in *Saccharomyces cerevisiae*. *Frontiers in Microbiology*. 2016;**7**(AUG):1-11. DOI: 10.3389/fmicb.2016.01199
- [35] Eschenbruch R, Bonish P. The influence of pH on sulphite formation by yeasts. *Archives of Microbiology*. 1976;**107**(2):229-231

- [36] Comuzzo P, Zironi R. Biotechnological strategies for controlling wine oxidation. *Food Engineering Reviews*. 2013;**5**(4):217-229. DOI: 10.1007/s12393-013-9071-6
- [37] Santos MC, Nunes C, Saraiva JA, Coimbra MA. Chemical and physical methodologies for the replacement/reduction of sulfur dioxide use during winemaking: Review of their potentialities and limitations. *European Food Research and Technology*. 2012;**234**(1):1-12. DOI: 10.1007/s00217-011-1614-6
- [38] Guerrero RF, Puertas B, Fernández MI, Palma M, Cantos-Villar E. Induction of stilbenes in grapes by UV-C: Comparison of different subspecies of *Vitis*. *Innovative Food Science & Emerging Technologies*. 2010;**11**(1):231-238. DOI: 10.1016/j.ifset.2009.10.005
- [39] Puértolas E, Saldaña G, Álvarez I, Raso J. Experimental design approach for the evaluation of anthocyanin content of rosé wines obtained by pulsed electric fields. Influence of temperature and time of maceration. *Food Chemistry*. 2011;**126**(3):1482-1487. DOI: 10.1016/j.foodchem.2010.11.164
- [40] Puértolas E, Saldaña G, Condón S, Álvarez I, Raso J. Evolution of polyphenolic compounds in red wine from Cabernet Sauvignon grapes processed by pulsed electric fields during aging in bottle. *Food Chemistry*. 2010;**119**(3):1063-1070. DOI: 10.1016/j.foodchem.2009.08.018
- [41] Puig A, Olmos P, Quevedo JM, Guamis B, Mínguez S. Microbiological and sensory effects of musts treated by high-pressure homogenization. *Food Science and Technology International*. 2008;**14**(5 suppl):5-11. DOI: 10.1177/1082013208094579
- [42] Puértolas E, López N, Condón S, Álvarez I, Raso J. Potential applications of PEF to improve red wine quality. *Trends in Food Science & Technology*. 2010;**21**(5):247-255. DOI: <https://doi.org/10.1016/j.tifs.2010.02.002>
- [43] Garde-Cerdán T, Marsellés-Fontanet AR, Arias-Gil M, Ancín-Azpilicueta C, Martín-Belloso O. Effect of storage conditions on the volatile composition of wines obtained from must stabilized by PEF during ageing without SO<sub>2</sub>. *Innovative Food Science & Emerging Technologies*. 2008;**9**(4):469-476. DOI: <https://doi.org/10.1016/j.ifset.2008.05.002>
- [44] Bartowsky EJ, Xia D, Gibson RL, Fleet GH, Henschke PA. Spoilage of bottled red wine by acetic acid bacteria. *Letters in Applied Microbiology*. 2003;**36**(5):307-314. DOI: 10.1046/j.1472-765X.2003.01314.x
- [45] Buzrul S. High hydrostatic pressure treatment of beer and wine: A review. *Innovative Food Science & Emerging Technologies*. 2012;**13**(January):1-12. DOI: 10.1016/j.ifset.2011.10.001
- [46] Fredericks IN, du Toit M, Krügel M. Efficacy of ultraviolet radiation as an alternative technology to inactivate microorganisms in grape juices and wines. *Food Microbiology*. 2011;**28**(3):510-517. DOI: <https://doi.org/10.1016/j.fm.2010.10.018>

- [47] Luo H, Schmid F, Grbin PR, Jiranek V. Viability of common wine spoilage organisms after exposure to high power ultrasonics. *Ultrasonics Sonochemistry*. 2012;**19**(3):415-420. DOI: <https://doi.org/10.1016/j.ultsonch.2011.06.009>
- [48] Vojisavljevic V, Alshaim HS, Pirogova E, editors. Low Power Microwave Exposures at 968MHz Increase the Growth Rate of *Breanomyces bruxellensis* Yeast Cells. 9th International Conference on Microwave and Millimeter Wave Technology, ICMMT 2016 - Proceedings; 2016
- [49] Guerrero RF, Puertas B, Fernández MI, Piñeiro Z, Cantos-Villar E. UVC-treated skin-contact effect on both white wine quality and resveratrol content. *Food Research International*. 2010;**43**(8):2179-2185. DOI: <https://doi.org/10.1016/j.foodres.2010.07.023>
- [50] Pezley M. Production of free sulfur dioxide by wine yeasts. *Interdisciplinary Undergraduate Research Journal*. Spring; 2015
- [51] Biondi Bartolini A, Cavini F, Basquiat M. Oxygen et Vin Du rôle de l'oxygène à la technique de micro-oxygène: Parsec, Florence, Italy; 2008
- [52] Guerrero RF, Cantos-Villar E. Demonstrating the efficiency of sulphur dioxide replacements in wine: A parameter review. *Trends in Food Science & Technology*. 2015;**42**(1): 27-43. DOI: 10.1016/j.tifs.2014.11.004
- [53] Kritzinger EC, Bauer FF, du Toit WJ. Role of glutathione in winemaking: A review. *Journal of Agricultural and Food Chemistry*. 2013;**61**(2):269-277. DOI:10.1021/jf303665z
- [54] Tomašević M, Gracin L, Čurko N, Kovačević Ganić K. Impact of pre-fermentative maceration and yeast strain along with glutathione and SO<sub>2</sub> additions on the aroma of *Vitis vinifera* L. Pošip wine and its evaluation during bottle aging. *LWT- Food Science and Technology*. 2017;**81**:67-76. DOI: 10.1016/j.lwt.2017.03.035
- [55] Gabrielli M, Alexandre-Tudo JL, Kilmartin PA, Sieczkowski N, du Toit WJ. Additions of glutathione or specific glutathione-rich dry inactivated yeast preparation (DYP) to sauvignon blanc must: Effect on wine chemical and sensory composition. *South African Journal of Enology and Viticulture* 2017;**38**(1):18-28. DOI:10.21548/38-1-794
- [56] Thibon C, Böcker C, Shinkaruk S, Moine V, Darriet P, Dubourdieu D. Identification of S-3-(hexanal)-glutathione and its bisulfite adduct in grape juice from *Vitis vinifera* L. cv. Sauvignon blanc as new potential precursors of 3SH. *Food Chemistry*. 2016;**199**:711-719. DOI: 10.1016/j.foodchem.2015.12.069
- [57] Šuklje K, Antalick G, Buica A, Coetzee ZA, Brand J, Schmidtke LM, et al. Inactive dry yeast application on grapes modify Sauvignon Blanc wine aroma. *Food Chemistry*. 2016;**197**:1073-1084. DOI: 10.1016/j.foodchem.2015.11.105
- [58] Ferreira-Lima NE, Burin VM, Caliaro V, Bordignon-Luiz MT. Impact of pressing conditions on the phenolic composition, radical scavenging activity and glutathione content

- of Brazilian *Vitis vinifera* white wines and evolution during bottle ageing. *Food and Bioprocess Technology*. 2016;**9**(6):944-957. DOI: 10.1007/s11947-016-1680-7
- [59] Sigroha S, Khatkar A. Chitosan – A naturally derived antioxidant polymer with diverse applications. *Current Organic Chemistry*. 2017;**21**(4):333-341. DOI: 10.2174/1385272820666161018130542
- [60] Ferreira D, Moreira D, Costa EM, Silva S, Pintado MM, Couto JA. The antimicrobial action of chitosan against the wine spoilage yeast *Brettanomyces/Dekkera*. *Journal of Chitin and Chitosan Science*. 2013;**1**(3):240-245. DOI: 10.1166/jcc.2013.1037
- [61] Petrova B, Cartwright ZM, Edwards CG. Effectiveness of chitosan preparations against *Brettanomyces bruxellensis* grown in culture media and red wines. *OENO One*. 2016;**50**(1):8. DOI: 10.20870/oeno-one.2016.50.1.54
- [62] Valera MJ, Sainz F, Mas A, Torija MJ. Effect of chitosan and SO<sub>2</sub> on viability of *Acetobacter* strains in wine. *International Journal of Food Microbiology*. 2017;**246**:1-4. DOI: 10.1016/j.ijfoodmicro.2017.01.022
- [63] Bağder Elmacı S, Gülgör G, Tokatlı M, Erten H, İşçi A, Özçelik F. Effectiveness of chitosan against wine-related microorganisms. *Antonie Van Leeuwenhoek*. 2015;**107**(3):675-686. DOI: 10.1007/s10482-014-0362-6
- [64] Chagas R, Monteiro S, Ferreira RB. Assessment of potential effects of common fining agents used for white wine protein stabilization. *American Journal of Enology and Viticulture*. 2012;**63**:574-578. DOI: 10.5344/ajev.2012.12016
- [65] Nunes C, Maricato E, Cunha A, Rocha MAM, Santos S, Ferreira P, et al. Chitosan-genipin film, a sustainable methodology for wine preservation. *Green Chemistry*. 2016;**18**(19):5331-5341. DOI: 10.1039/C6GC01621A
- [66] Costa A, Barata A, Malfeito-Ferreira M, Loureiro V. Evaluation of the inhibitory effect of dimethyl dicarbonate (DMDC) against wine microorganisms. *Food Microbiology*. 2008;**25**:422-427. DOI: 10.1016/j.fm.2007.10.003
- [67] Delfini C, Gaia P, Schellino R, Strano M, Pagliara A, Ambrò S. Fermentability of grape must after inhibition with dimethyl dicarbonate (DMDC). *Journal of Agricultural and Food Chemistry*. 2002;**50**(20):5605-5611. DOI: 10.1021/jf0256337
- [68] Basaran-Akgul N, Churey JJ, Basaran P, Worobo RW. Inactivation of different strains of *Escherichia coli* O157:H7 in various apple ciders treated with dimethyl dicarbonate (DMDC) and sulfur dioxide (SO<sub>2</sub>) as an alternative method. *Food Microbiology*. 2009;**26**(1):8-15. DOI: 10.1016/j.fm.2008.07.011
- [69] Bautista-Ortín AB, Martínez-Cutillas A, Ros-García JM, López-Roca JM, Gómez-Plaza E. Improving colour extraction and stability in red wines: The use of maceration enzymes and enological tannins. *International Journal of Food Science and Technology*. 2005;**40**(8):867-878. DOI: 10.1111/j.1365-2621.2005.01014.x

- [70] Harbertson JF, Parpinello GP, Heymann H, Downey MO. Impact of exogenous tannin additions on wine chemistry and wine sensory character. *Food Chemistry*. 2012;**131**(3):999-1008. DOI: <https://doi.org/10.1016/j.foodchem.2011.09.101>
- [71] Obrique-Sliér E, Peña-Neira A, López-Solís R, Ramírez-Escudero C, Zamora-Marín F. Phenolic characterization of commercial enological tannins. *European Food Research and Technology*. 2009;**229**(6):859-866. DOI: [10.1007/s00217-009-1121-1](https://doi.org/10.1007/s00217-009-1121-1)
- [72] Versari A, du Toit W, Parpinello GP. Oenological tannins: A review. *Australian Journal of Grape and Wine Research*. 2013;**19**(1):1-10. DOI:[10.1111/ajgw.12002](https://doi.org/10.1111/ajgw.12002)
- [73] Chen K, Han SY, Li M, Sheng WJ. Use of lysozyme and Oligomeric Proanthocyanidin to reduce sulfur dioxide and the evolution of volatile compounds in Italian Riesling ice wine during aging process. *Journal of Food Processing and Preservation*. 2017;**41**(1). DOI: [10.1111/jfpp.12755](https://doi.org/10.1111/jfpp.12755)
- [74] Ferrer-Gallego R, Puxeu M, Nart E, Martín L, Andorrà I. Evaluation of tempranillo and albariño SO<sub>2</sub>-free wines produced by different chemical alternatives and winemaking procedures. *Food Research International*. DOI: <https://doi.org/10.1016/j.foodres.2017.09.046>
- [75] Picariello L, Gambuti A, Picariello B, Moio L. Evolution of pigments, tannins and acetaldehyde during forced oxidation of red wine: Effect of tannins addition. *LWT-Food Science and Technology*. 2017;**77**:370-375. DOI: <https://doi.org/10.1016/j.lwt.2016.11.064>
- [76] Bradshaw MP, Barril C, Clark AC, Prenzler PD, Scollary GR. Ascorbic acid: A review of its chemistry and reactivity in relation to a wine environment. *Critical Reviews in Food Science and Nutrition*. 2011;**51**(6):479-498. DOI: [10.1080/10408391003690559](https://doi.org/10.1080/10408391003690559)
- [77] Skouroumounis GK, Kwiatkowski MJ, Francis IL, Oakey H, Capone DL, Peng Z, et al. The influence of ascorbic acid on the composition, colour and flavour properties of a Riesling and a wooded chardonnay wine during five years' storage. *Australian Journal of Grape and Wine Research*. 2005;**11**(3):355-368. DOI: [10.1111/j.1755-0238.2005.tb00035.x](https://doi.org/10.1111/j.1755-0238.2005.tb00035.x)
- [78] Bradshaw MP, Prenzler PD, Scollary GR. Ascorbic acid-induced browning of (+)-catechin in a model wine system. *Journal of Agricultural and Food Chemistry*. 2001;**49**(2):934-939. DOI: [10.1021/jf000782f](https://doi.org/10.1021/jf000782f)
- [79] Barril C, Rutledge DN, Scollary GR, Clark AC. Ascorbic acid and white wine production: A review of beneficial versus detrimental impacts. *Australian Journal of Grape and Wine Research*. 2016;**22**(2):169-181. DOI: [10.1111/ajgw.12207](https://doi.org/10.1111/ajgw.12207)
- [80] Azzolini M, Tosi E, Veneri G, Zapparoli G. Evaluating the efficacy of lysozyme against lactic acid bacteria under different winemaking scenarios. *South African Journal of Enology and Viticulture*. 2010;**31**(2):99-105

- [81] Gao YC, Zhang G, Krentz S, Darius S, Power J, Lagarde G. Inhibition of spoilage lactic acid bacteria by lysozyme during wine alcoholic fermentation. *Australian Journal of Grape and Wine Research*. 2002;**8**(1):76-83
- [82] Bartowsky EJ, Costello PJ, Villa A, Henschke PA. The chemical and sensorial effects of lysozyme addition to red and white wines over six months' cellar storage. *Australian Journal of Grape and Wine Research*. 2004;**10**(2):143-150
- [83] Compendium of International Methods of Wine and Must Analysis. [Internet]. 2016
- [84] Peñas E, di Lorenzo C, Uberti F, Restani P. Allergenic proteins in Enology: A review on technological applications and safety aspects. *Molecules*. 2015;**20**(7):13144

IntechOpen



