

We are IntechOpen, the world's leading publisher of Open Access books Built by scientists, for scientists

4,800

Open access books available

122,000

International authors and editors

135M

Downloads

Our authors are among the

154

Countries delivered to

TOP 1%

most cited scientists

12.2%

Contributors from top 500 universities



WEB OF SCIENCE™

Selection of our books indexed in the Book Citation Index
in Web of Science™ Core Collection (BKCI)

Interested in publishing with us?
Contact book.department@intechopen.com

Numbers displayed above are based on latest data collected.

For more information visit www.intechopen.com



A Phytochemical and Ethnopharmacological Review of the Genus *Erythrina*

João X. de Araújo-Júnior, Mariana S.G. de Oliveira, Pedro G.V. Aquino,
Magna S. Alexandre-Moreira and Antônio E.G. Sant'Ana
Universidade Federal de Alagoas
Brazil

1. Introduction

Considered in ancient times as a connection to the divine, the use of this medicinal plant is as old as human civilization itself. Whole nations dominated its secrets, often associated with magic and religious rites, searching in nature's resources to improve life conditions, and increase chances of survival (Herbarium, 2008).

In 1978, the World Health Organization (WHO) recognized folk medicine and its beneficial effects to health, during the *Alma Ata* conference, which published in 1985 that approximately 80% of the global population, resorted to traditional medicine as their primary health treatment (Herbarium, 2008). Medicinal plants have been used as a means of curing or preventing diseases, now called phytotherapy, in all regions of the world, with regional variations due to the influence of cultural characteristics of the population, as well as its flora, soil and climate (Lewinsohn, 2003).

Since the nineteenth century, humanity discovered the endless and diverse therapeutic arsenal present in medicinal plants, due to the discovery of active substances that in their natural state or after chemical transformation showed biological activity, and often already confirmed by popular use and/or proven scientifically (Miguel & Miguel, 2004).

According to Yamada (1998) it is necessary to carry out more studies and to propagate medicinal plant utilization as a way to diminish the costs of public health programs since the utilization of these plants may constitute a very useful therapeutic value due their efficacy coupled with low operating costs and the relative ease of obtaining the plants (Matos, 1994).

According to Brazilian legislation, a new herbal medicine can be introduced to the market in two forms: as a finished product - industrially produced, or as an official product - manufactured in pharmacies. Both forms should ensure quality, safety and efficacy of the herbal medicines supplied to the consumer. On the other hand, medicinal plants sold at popular markets or obtained directly from farmers at an informal market, have no guarantee provided by law, especially with regards to safety and efficacy (Herbarium, 2008). However we cannot rule out the cultural importance that popular knowledge inputs, being transmitted from generation to generation.

The WHO strategy on traditional medicine for the period of 2002-2005 has brought as one of its objectives, the strengthening of traditional remedies by placing them in the National Health Systems through policies and programs determined by their respective governments. The National Policy on Integrative and Complementary Practices of the Brazilian Unified Health System (SUS, *Sistema Único de Saúde*) (2006), for example, fulfills these requests by proposing the inclusion of medicinal plants, phytotherapy, homeopathy, traditional Chinese medicine, acupuncture, hydrotherapy and crenotherapy as therapeutic options for the SUS. Another example is the Brazilian National Policy on Medicinal Plants and Herbal Medicines, which includes as one of its guidelines the promotion and recognition of popular practices in the use of herbal and home remedies. Therefore, a strategy that can be used to meet this demand proposed by the federal government is to conduct a survey of plants used by communities in order to strengthen with the establishment a list of Medicinal Plants of Interest to SUS (RENISUS), which aims to give priority to the naturally occurring species of regions or to those easily cultivated. In this context, the Brazilian Ministry of Health released the RENISUS list, containing 71 species of medicinal plants for therapeutic use (<http://portal.saude.gov.br/portal/arquivos/pdf/RENISUS.pdf>).

2. The Fabaceae family

Also known as a sub-family of Leguminosae, the Fabaceae family is one of the largest botanical families and widely distributed around the world, spread out over temperate, tropical and cold regions. Thus family is composed of 32 tribes, whose genera are chemically represented by a variety of flavonoid skeletons, notably pterocarpanes and isoflavones. There are about 650 genera comprising about 18,000 species (Polhil & Raven, 1981). The genus *Erythrina* is represented by about 290 species (Cronquist, 1981; <http://www.tropicos.org/Name/40005932>). The Fabaceae family produces valuable medicinal drugs, ornamental species, fodders plants, oil producing plants, insecticides and species with various other functions (Salinas, 1992).

3. The *Erythrina* Genus

The genus *Erythrina* is one among several genera from the Fabaceae family. The origin of the name *Erythrina* comes from the Greek word “erythros” which means red, alluding to the bright red flowers of the trees of the genus (Krukoff & Barneby, 1974). Over 130 species of “coral tree” belong to the genus *Erythrina*, which has been widely studied and are distributed in tropical and subtropical regions of the world. In South America, these species are present in Argentina, Bolivia, Paraguay, French Guiana, Colombia and Peru (Hickey & King, 1981). In Brazil the genus is spread throughout all of the Brazilian biomes, like the Atlantic forest, *cerrado*, Amazon rainforest and Brazilian northeast *caatinga* (Corrêa, 1984). In Brazil, there are eight species found: *E. mulungu*, *E. velutina*, *E. cista-galli*, *E. poeppigiana*, *E. fusca*, *E. falcata*, *E. speciosa* and *E. verna* (Lourenzi, 1992).

Phytochemical analysis has demonstrated the presence of terpenes in plants from the *Erythrina* genus (Serragiotto et al., 1981; Nkengfack et al., 1997), that are also recognized as bioactive alkaloid-rich plants (Ghosal et al., 1971; Barakat et al., 1977) and flavonoids, especially, isoflavones, pterocarpanes, flavanones and isoflavanones (Chacha et al., 2005). Some of these flavonoids have demonstrated a wide variety of biological activities (Table 2).

Studies have demonstrated the presence of analgesic and anti-inflammatory effects in extracts obtained from *E. senegalensis*, *E. velutina* and *E. mulungu* (Vasconcelos et al., 2003). In folk medicine, various species are utilized as a tranquilizer, against insomnia and to treat inflammation (Garcia-Mateos et al., 2001).

3.1 Bibliographic review

We conducted a literature review using the database SciFinder Scholar®, and from the results obtained, we prepared two tables of data showing the correlation between popular use and the plant part utilized, as well as the form of utilization (Table 1), and the biological activities of the extracts obtained from *Erythrina* species (Table 2). Due to the large amount of data for phytochemicals isolated from the *Erythrina* species, we organized them in a simplified table (Table 3).

Uses	Part Utilized	Kind of Extract/ Way of Use and Administration	Species	Locality	Reference
Trachoma Malaria Syphilis Elephantiasis	Bark Roots Roots Bark	Unspecified, oral Unspecified, oral Unspecified Unspecified, external	<i>Erythrina abyssinica</i>	Kenya	Ichimaru et al. (1996) Kamat et al. (1981) Moriyasu et al. (1998)
Colic	Roots	Decoction, oral	<i>Erythrina abyssinica</i>	Tanzania	Chhabra et al. (1984)
Syphilis	Flowers	Infusion, oral	<i>Erythrina abyssinica</i>	Uganda	Kamusiime et al. (1996)
Fever Leprosy Dysentery Gonorrhoea Hepatitis	Leaves Stalk Stalk	Unspecified, oral	<i>Erythrina abyssinica</i>	Rwanda	Chagnon (1984) Boily & Van Puyvelde (1986) Maikere-Faniyo et al. (1989) Vlietinck et al. (1995)
Schistosomiasis of the urinary tract	Unspecified	Decoction, oral	<i>Erythrina abyssinica</i>	Zimbabwe	Ndamba et al. (1994)
Poison antidote	Roots	Unspecified	<i>Erythrina abyssinica</i>	India	Selvanayahgam et al. (1994)
Anthelmintic	Green bark stem	Unspecified, oral	<i>Erythrina abyssinica</i>	East Africa	Kokwaro (1976)
Contraception Parturition Malaria Insomnia	Bark Bark Whole plant Flowers	Unspecified, oral Unspecified, oral Unspecified, oral Unspecified, oral	<i>Erythrina americana</i>	Mexico	Hastings (1990) Dominguez & Alcorn (1985)

Uses	Part Utilized	Kind of Extract/Way of Use and Administration	Species	Locality	Reference
Hypnotic Inflammation of the arms, legs, hair and eyes. Abscesses Insect bites Ulcers Curare-like effect	Flowers Fruits Leaves Leaves Leaves Seeds	Unspecified, oral Unspecified, External Unspecified, external Unspecified, oral Unspecified, external Unspecified, external			
Anthelmintic Earache	Bark Leaves	Decoction, oral Juice of leaves, aural	<i>Erythrina arborescens</i>	Nepal	Manandhar (1995) Bhattarai (1991)
Pork skin disease	Leaves	Unspecified, external	<i>Erythrina arborescens</i>	India	Rao (1981)
Snakebite Abscesses Boils Infections of skin and mucous Dermatitis and inflammation	Bark Leaves Leaves Leaves Leaves	Infusion, oral Unspecified, external Unspecified, external Unspecified, external Unspecified, external	<i>Erythrina berteroana</i>	Guatemala	Giron et al. (1991) Caceres et al. (1987)
Poison antidote	Bark	Infusion, oral	<i>Erythrina berteroana</i>	India	Selvanayahgam et al. (1994)
Fish poison Female diseases Sedative Bleeding Dysentery Poison Narcotic	Branches Whole plant Flowers Flowers Flowers Seeds Unspecified	Unspecified Unspecified, oral Decoction, oral Decoction, oral Decoction, oral Unspecified, oral Decoction, Unspecified	<i>Erythrina berteroana</i>	Mexico	Hastings (1990)
Sedative Bleeding Dysentery	Leaves and flowers Flowers Flowers	Infusion, oral Unspecified, oral Unspecified, oral	<i>Erythrina berteroana</i>	Central America	Morton (1994)
Female diseases	Unspecified	Unspecified, oral	<i>Erythrina berteroana</i>	Panama	Duke & Ayensu (1994)
Antiasthmatic Expel placenta	Bark Leaves	Unspecified Unspecified, oral	<i>Erythrina coralloidendron</i>	Antilles	Ayensu (1978)
Measles	Seeds	Unspecified, external	<i>Erythrina coralloides</i>	Mexico	Hastings (1990)

Uses	Part Utilized	Kind of Extract/Way of Use and Administration	Species	Locality	Reference
Urinary Tract Infection	Bark	Decoction, oral	<i>Erythrina crista-galli</i>	Argentina	Perez & Anesini (1994)
Respiratory Tract Infection	Bark	Decoction, oral			
Diarrhea	Leaves	Unspecified, external			
Anti-hemorrhoids	Stalk	Unspecified, oral			
Narcotic Antiseptic	Stalk	Unspecified, external			
Antimicrobial Throat infections	Stalk+leaves	Unspecified, external	<i>Erythrina crista-galli</i>	Brazil	Simões et al. (1999)
Astringent in wound healing	Stalk+leaves	Unspecified, oral			
Swelling	Stalk+leaves	Unspecified, external			
Healing	Bark	Suspension in water, oral	<i>Erythrina dominguezii</i>	Argentina	Filipoy (1994)
Diarrhea	Leaves	Infusion, oral	<i>Erythrina flabelliformis</i>	Mexico	Hastings (1990)
Toothache	Seeds	Unspecified, oral			
Erotic dreams	Seeds	Unspecified, oral			
Toxic	Seeds	Unspecified, oral			
Purgative Contraceptive	Seeds	Unspecified, oral			
Inflammation of uterus	Bark	Decoction, oral	<i>Erythrina folkersii</i>	Mexico	Zamora-Martinez & Pola (1992)
Appendicitis	Whole plant	Unspecified, oral			
Diuretic	Seeds	Unspecified			
Migraine	Bark	Infusion, external	<i>Erythrina fusca</i>	Peru	Duke (1994)
Infected wounds	Bark	Decoction, external			
Fungal dermatosis	Bark	Decoction, external			
Antitussive	Flowers	Decoction, oral			
Anti-inflammatory	Bark and leaves	Unspecified, oral	<i>Erythrina fusca</i>	Thailand	Wasuwat (1967)
Skin infections	Seeds	Unspecified	<i>Erythrina fusca</i>	Indonesia	Widianto (1980)
Itch	Seeds	Unspecified			
Headache	Bark and leaves	Infusion, oral	<i>Erythrina glauca</i>	Peru	Jovel et al. (1996)
Narcotic Kidney	Bark and	Infusion, oral			

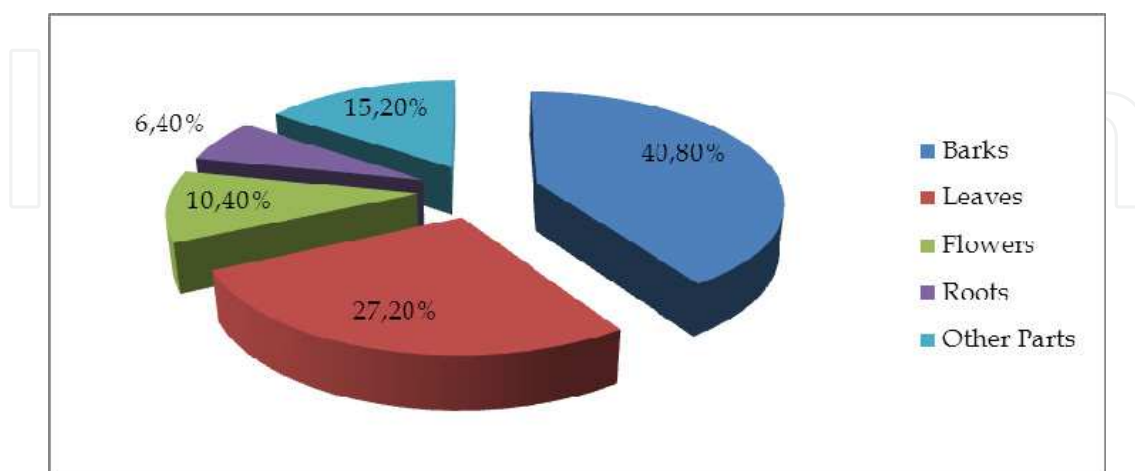
Uses	Part Utilized	Kind of Extract/Way of Use and Administration	Species	Locality	Reference
inflammation Purgative Antimalarial	leaves Bark and leaves Bark and leaves Unspecified	Infusion, oral Decocction, oral			
Rats and dogs poison	Seeds	Unspecified, oral	<i>Erythrina herbacea</i>	Mexico	Hastings (1990)
Tuberculosis	Bark	Infusion, oral	<i>Erythrina humeana</i>	South Africa	Pillay et al. (2001)
Antipyretic Anthelmintic Astringent Expectorant Eye drops Antibilious Stomach upset Menstrual regulator Aphrodisiac Laxative Diuretic Stimulation of milk production	Bark Bark and leaves Bark Bark Bark Bark Bark+roots Leaves Leaves Leaves Leaves	Unspecified, oral Unspecified, oral Unspecified, external Unspecified, oral Unspecified, ophthalmic Unspecified, oral Juice, oral With milk, oral Unspecified, oral Unspecified, oral Unspecified, oral	<i>Erythrina indica</i>	India	Khan et al. (1994) John (1984) Chopra & Ghosh (1935) Pushpangadan & Atal (1984)
Poison	Whole plant	Unspecified	<i>Erythrina lanata</i>	Mexico	Hastings (1990)
Aphrodisiac	Bark	Unspecified, oral	<i>Erythrina mildbraedii</i>	Guinea	Vasileva (1969)
Antipyretic	Bark	Decoction, oral	<i>Erythrina mulungu</i>	Brazil	Brandão (1985)
Antimalarial	Leaves and roots	Decoction/infusion, oral	<i>Erythrina saclexii</i>	Tanzania	Gessler et al. (1995)
Postpartum (women) Treatment of female sterility	Bark Bark+leaves	Unspecified, oral Unspecified, oral	<i>Erythrina senegalensis</i>	Guinea	Vasileva (1969)
Serious injury Yellow fever Bronchial diseases Eye disorders Injuries	Bark Bark Bark Twigs and leaves	Unspecified, oral, external Unspecified, oral Unspecified, oral Unspecified, external	<i>Erythrina senegalensis</i>	Senegal	Le Grand & Wondergem (1987) Le Grand (1989)

Uses	Part Utilized	Kind of Extract/Way of Use and Administration	Species	Locality	Reference
Ulcers Venereal diseases	Twigs and leaves Twigs and leaves	Unspecified, oral Unspecified, oral			
Antimalarial	Roots	Unspecified	<i>Erythrina senegalensis</i>	Nigeria	Etkin (1997)
Broken bones Antipyretic	Bark Leaves	Decoction, external Unspecified, oral	<i>Erythrina species</i>	Thailand	Anderson (1986) Mokkhasmit et al. (1971)
Analgesic	Leaves	Unspecified, oral	<i>Erythrina species</i>	Solomon Islands	Blackwood (1935)
Parturition induction Toothache Nosebleed	Bark and leaves Roots Roots	Infusion, oral Unspecified, oral Unspecified, external	<i>Erythrina standleyana</i>	Mexico	Hastings (1990) Dominguez & Alcorn (1985)
Epilepsy Leprosy	Bark Bark	Unspecified, oral Unspecified	<i>Erythrina stricta</i>	India	Chopra (1933)
Menorrhagia	Leaves	Unspecified, oral	<i>Erythrina subumbrans</i>	East Indias	Burkill (1966)
Antiseptic	Bark	Unspecified, external	<i>Erythrina ulei</i>	Peru	Desmarcheilier et al. (1997) Desmarcheilier et al. (1996)
Antiseptic	Stem Bark	Unspecified, external	<i>Erythrina ulei</i>	Argentina	Desmarcheilier et al. (1996)
Antipyretic	Bark	Decoction, oral	<i>Erythrina variegata</i>	Adaman Islands	Awasth (1991)
Epilepsy Stomach ache	Bark Bark	Unspecified, oral Juice, oral	<i>Erythrina variegata</i>	India	Pushpangadan & Atal (1984) John (1984)
Swelling	Bark	Unspecified, external	<i>Erythrina variegata</i>	New Guinea	Holdsworth (1984)
Amenorrhea Conception Dysmenorrhea	Bark Bark Bark	Infusion, oral Infusion, oral Infusion, oral	<i>Erythrina variegata</i>	Rotuma	Mc Clatchey (1996)
Antipyretic Sedative Antiasthmatic	Flowers Flowers Flowers	Unspecified, oral Unspecified, oral Unspecified, oral	<i>Erythrina variegata</i>	Brazil	Sarragiotto et al. (1981)
Induce menstruation	Leaves	Juice, oral	<i>Erythrina variegata</i>	India	Das (1955)

Table 1. Popular uses of *Erythrina* species

3.1.1 Ethnopharmacological data

Plants of the *Erythrina* genus are utilized for a wide array of human diseases (Table 1). With regards the parts of the plants that are utilized, the most used is the bark, being 40.8% of the total of citations, as shown in Graphic 1.



Graphic 1. Parts of the plants utilized in folk medicine.

3.1.2 Biological activity data

Analysis of the biological activity data (Table 2) shows the wide variety of biological activity of plants from the *Erythrina* genus, and shows too that most of this corroborates with popular knowledge and uses.

It is noteworthy to point out that most of these activities, mainly the antibacterial and analgesic properties, confirm the different popular applications of extracts obtained from plants of this genus. We would like also to draw attention to the fact that in the Brazilian market there is the availability of a phytotherapeutic product from *Erythrina mulungu* widely used for anxiolytic purposes and as a sedative, activities confirmed by popular knowledge, but that, to our knowledge, have not yet been confirmed in pharmacological tests, showing that, despite the wide array of available data related to plants of this genus, there is still a need for more research about some of them.

It is important to note that some of the activities shown in the biological tests were not cited in the ethnopharmacological studies, which indicates yet another importance for plants of the *Erythrina* genus, which have the potential to provide new compounds for the development of drugs for the treatment of diseases such as cancer, diabetes and hypertension.

3.1.3 Phytochemical data

The phytochemical data (Table 3) analysis allowed for the verification of a predominance of alkaloids and flavonoids in the *Erythrina* genus. It is important to note that alkaloids are recognized as markers for plants of this genus in addition to showing a wide array of biological activities, and being important candidates in the development of new drugs.

Species	Part of the Plant	Biological Activities	Location	Reference
<i>berteroana</i>	Root bark	Anti-fungal		(1988) Maillard et al. (1987)
<i>Erythrina berteroana</i>	Stem	Pherormone	Puerto Rico	Keiser et al. (1975)
<i>Erythrina bidwillii hybrid</i>	Root bark	Anti-fungal Anti-bacterial Anticoagulant	Okinawa	Iinuma & Tanaka (1994) Iinuma et al. (1994)
<i>Erythrina brevipflora</i>	Leaves+stem	Cancer induction	USA	Caldwell & Brewer (1983)
<i>Erythrina caffra</i>	Bark, leaves	COX1 inhibitor Anti-bacterial	South Africa	Pillay et al. (2001)
<i>Erythrina corallo dendron</i>	Dry fruit + leaves + stem	Antiphagocytic	Greece	Yannitsaros (1996)
<i>Erythrina corallo dendron</i>	Seeds	Trypsin inhibition	Israel	Joubert & Sharon (1985)
<i>Erythrina coromandelianum</i>	Whole plant	Molluscicidal	Puerto Rico	Medina& Woodbury (1979)
<i>Erythrina crista-galli</i>	Aerial parts Bark	Analgesic Anti-inflammatory Anti-bacterial Anti-fungal	Argentina	Mino et al. (2002) Perez & Anesini (1994)
<i>Erythrina crista-galli</i>	Flowers	Anti-mutagenic	Unspecified	Ishii et al. (1984)
<i>Erythrina crista-galli</i>	Fresh fruit + leaves + stem	Anti-phagocytic	Greece	Yannitsaros (1996)
<i>Erythrina crista-galli</i>	Leaves	Anti-fungal Anti-bacterial	Egypti	Ross et al. (1980)
<i>Erythrina crista-galli</i>	Leaves + stem	Cytotoxic Antiviral	Brazil	Simo es et al. (1999)
<i>Erythrina crista-galli</i>	Leaves + stem	Animal repellent	Germany	Wink (1984)
<i>Erythrina crista-galli</i>	Root and stem bark	Anti-bacterial Anti-mycobacterial	Bolivia	Mitscher et al. (1984) Mitscher et al. (1988)
<i>Erythrina crista-galli</i>	Seeds	Trypsin inhibition	Uruguay	Joubert & Sharon (1985)
<i>Erythrina eriotricha</i>	Root bark	Anti-bacterial	Cameroon	Nkengfack et al. (1995)
<i>Erythrina excelsa</i>	Root bark	Anti-bacterial/anti-fungal	East Africa	Taniguchi et al. (1993)
<i>Erythrina</i>	Seeds	Larvicidal	Unspecified	Janzen et al.

Species	Part of the Plant	Biological Activities	Location	Reference
<i>flabelliformis</i>				(1977)
<i>Erythrina fusca</i>	Leaves	Hypotensive Uterine stimulant Diuretic	Thailand	Unakul (1950)
<i>Erythrina fusca</i>	Seeds	Central Nervous System depressor	Indonesia	Widianto et al. (1980)
<i>Erythrina glauca</i>	Bark	Antiviral	Guatemala	Mc Kee et al. (1997)
<i>Erythrina humeana</i>	Bark, leaves	Anti-bacterial COX1 inhibitor	South Africa	Pillay et al. (2001)
<i>Erythrina indica</i>	Leaves	Anti-fungal Anti-bacterial	Egypt	Ross et al. (1980)
<i>Erythrina indica</i>	Leaves	Central Nervous System depressor	Sri Lanka	Ratnasooriya & Dharmasiri (1999)
<i>Erythrina indica</i>	Unspecified	Stimulant and inhibitor of lymphocyte blastogenesis	India	Singh & Chatterjee (1979)
<i>Erythrina indica</i>	Root bark Stem bark	Anti-mycobacterial Anti-bacterial Cytotoxic	Nigeria	Waffo et al. (2000) Nkengfack et al. (2001)
<i>Erythrina indica</i>	Seeds	Anti-fungal Anti-bacterial	Egypt	Ross et al. (1980)
<i>Erythrina indica</i>	Seeds	Immunosuppressor	India	Singh (1979)
<i>Erythrina latissima</i>	Bark, leaves	COX1 inhibitor Anti-bacterial	South Africa	Pillay et al. (2001)
<i>Erythrina lysistemom</i>	Bark, leaves	COX1 inhibitor Anti-bacterial Anti-yeast	South Africa	Pillay et al. (2001) Rabe & Van Staden (1997) Motsei et al. (2003)
<i>Erythrina lysistemom</i>	Root	Antiviral	Tanzania	Mc Kee et al. (1997)
<i>Erythrina lysistemom</i>	Stem bark	Estrogenic Bone formation stimulant Antidiabetic Rises seric LDL	Cameroon	Njamen et al. (2007)
<i>Erythrina mildbraedii</i>	Whole plant	Anti-tumoral Toxic effect Cytotoxic	Unspecified	Suffness et al (1988)
<i>Erythrina mildbraedii</i>	Root	Anti-mycobacterial Anti-bacterial	Nigeria	Mitscher et al. (1988)

Species	Part of the Plant	Biological Activities	Location	Reference
<i>Erythrina poeppigiana</i>	Unspecified	Cytotoxic	Colombia	De Cerain et al. (1996)
<i>Erythrina resupinata</i>	Roots	Fetal anti-implantation Anti-tumoral Uterine stimulant Abortive Toxicity evaluation	India	Aswal et al. (1984)
<i>Erythrina rubrinervia</i>	Twigs	“DNA linker” Cytotoxic	Unspecified	Pezzuto et al. (1991)
<i>Erythrina sacleuxii</i>	Leavess, root bark	Antimalarial Cytotoxic	Tanzania	Gessler et al. (1994) Gessler et al. (1995)
<i>Erythrina senegalensis</i>	Bark, root, stem bark Flowers	Antimalarial Analgesic Anti-inflammatory Anti-bacterial Molluscicidal	Nigeria	Saidu et al. (2000) Etkin (1997) Ajaiyeoba et al. (2004) Hussain & Deeni (1991) Okunji & Iwu (1988)
<i>Erythrina senegalensis</i>	Bark	Anti-bacterial Anti-fungal	Senegal	Le Grand & Wondergem (1988)
<i>Erythrina senegalensis</i>	Raiz	Antiviral	Guinea-Bissau	Silva et al. (1997)
<i>Erythrina sigmoidea</i>	Bark Bark, root bark Stem bark	Anti-yeast Anti-bacterial Anti-fungal Skeletal muscle relaxing Antispasmodic Spasmolytic	Cameroon	Biyiti et al. (1988) Nkengfack et al. (1994) Benedicta et al. (1993) Nkeh et al. (1996)
<i>Erythrina species</i>	Bark	Anti-bacterial	China	Gaw & Wang (1949)
<i>Erythrina species</i>	Leaves	Pherormone	Puerto Rico	Keiser et al. (1975)
<i>Erythrina species</i>	Leaves	Anti tumoral	Indonesia	Itokawa et al. (1990)
<i>Erythrina species</i>	Leaves	Antipyretic	Thailand	Mokkhasmit et al. (1971)
<i>Erythrina species</i>	Stem bark	Anti-leishmaniasis Anti-trypanosomiasis	Bolivia	Fournet et al. (1994)

Species	Part of the Plant	Biological Activities	Location	Reference
<i>Erythrina standleyana</i>	Bark	Molluscicidal Inhibition of plant germination	Unspecified	Dominguez & Alcorn (1985)
<i>Erythrina stricta</i>	Stem Leaves	Spasmolytic Hypotermic Diuretic Anticonvulsant Analgesic Antiviral Anti-fungal Anti-yeast Anti-protozoan Toxicity evaluation Cytotoxic	India	Bhakuni et al. (1988) Dhar et al. (1968)
<i>Erythrina suberosa</i>	Leaves Stem bark	Hypotensive Anti-spermatogenic Anti-androgen Anti-gonadotropin Anti tumoral Toxicity evaluation Hypoglycemic Cytotoxic Antispasmodic	India	Dhar et al. (1968)
<i>Erythrina suberosa</i>	Leaves, seed oil	Anti-bacterial Anti-fungal	Thailand	Silpasuwon (1979) Joshi et al. (1981)
<i>Erythrina subumbrans</i>	Aerial parts	Fetal anti-implantation Uterine stimulant Anti tumoral Abortive effect Toxicity evaluation	India	Aswal et al. (1984)
<i>Erythrina ulei</i>	Bark	Anti-crustacean "DNA linker" Antioxidant	Peru	Desmarcheilier et al. (1996) Desmarcheilier et al. (1997)
<i>Erythrina variegata</i>	Bark	Anti gastric ulcer	Japan	Muto et al. (1994)
<i>Erythrina variegata</i>	Bark, leaves Seeds oil Stem	Inhibition of plant germination and growing Anti-bacterial Anti-fungal Juvenile hormone activity	India	Chauhan et al. (1989) Bhale et al. (1979) Tripathi & Rizvi (1984) Prabhu & John (1975)

Species	Part of the Plant	Biological Activities	Location	Reference
<i>Erythrina variegata</i>	Bark Stem bark	Phospholipase A2 inhibitor Prostaglandin synthesis inhibitor Central Nervous System effects Spasmolytic	Samoa	Hegde et al. (1997) Dunstan et al. (1997) Cox et al. (1989)
<i>Erythrina variegata</i>	Flowers	Anti-yeast Anti-bacterial	Thailand	Avirutnant & Pongpan (1983)
<i>Erythrina variegata</i>	Fresh flowers	Anxiolytic	Brazil	Flausino et al. (2007)
<i>Erythrina variegata</i>	Leaves Unspecified	Anti-inflammatory Skeletal muscle relaxing Barbiturates potentiator	Vietnam	Nguyen et al. (1991) Nguyen et al. (1992)
<i>Erythrina variegata</i>	Roots	Inhibitor of glutamate-pyruvate-transaminase	Taiwan	Yanfg et al. (1987)
<i>Erythrina variegata</i> var. <i>orientalis</i>	Leaves Roots Stem bark	Antispasmodic Cytotoxic Toxicity evaluation Anti-yeast Anti-bacterial Anti-mycobacterial Cytotoxic Antispasmodic	India	Dhar et al. (1968) Telikepalli et al. (1990) Dhar et al. (1968)
<i>Erythrina variegata</i> var. <i>orientalis</i>	Leaves	Anti tumoral	Philippines	Masilungan et al. (1971)
<i>Erythrina velutina</i>	Leaves Stem bark Trunk bark	Analgesic Anti-inflammatory Uterine stimulant Molluscicidal	Brazil	Marchioro et al. (2005) Barros et al. (1970) Pinheiro de Sousa & Rouquayrol (1974)
<i>Erythrina vespertilio</i>	Bark	Inhibition of platelet aggregation Serotonin release inhibition	Australia	Rogers et al. (2001)
<i>Erythrina vogelii</i>	Root bark	Anti-fungal	Ivory Coast	Queiroz et al. (2002)
<i>Erythrina zeyheri</i>	Leaves	Anti-bacterial COX1 Inhibitor	South Africa	Pillay et al. (2001)

Table 2. Biological activity of *Erythrina* extracts.

Classes of Compounds	Occurrence	Percentage
Alkaloids	461	41.57
Coumarins	1	0.09
Steroids	29	2.62
Flavonoids	330	29.76
Lipids	32	2.88
Proteins	112	10.10
Triterpenes	31	2.80
Other compounds	113	10.19
Total	1109	100

Table 3. Occurrence of the different classes of compounds in the *Erythrina* genus

Some important alkaloids that are distributed within plants from the *Erythrina* genus are erytharbine, erythartine, erysotramidine and erysotrine, shown in figure 1. It is noteworthy that a characteristic feature of these alkaloids is the spiro structure in the rings bearing the nitrogen atom.

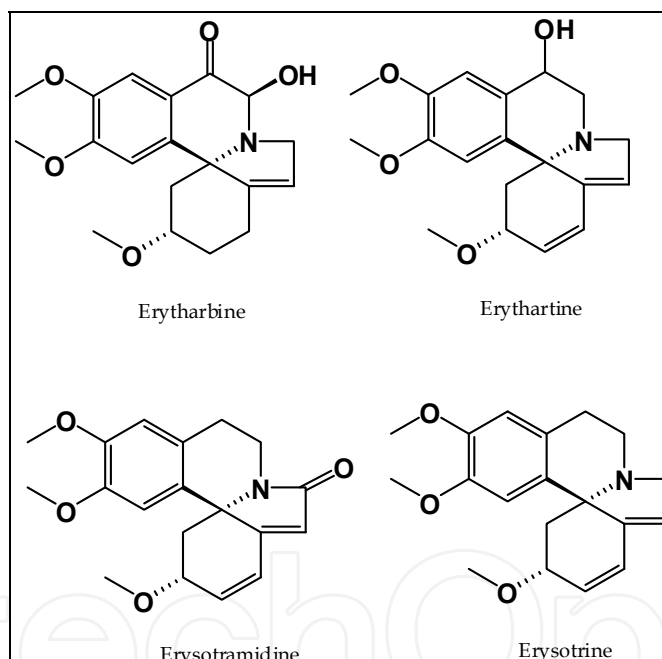


Fig. 1. Common alkaloids found in the *Erythrina* genus.

4. Conclusion

This review showed that *Erythrina* species are commonly utilized for numerous diseases and that many ethnopharmacological studies have been performed in order to confirm the activities attributed to these species. Moreover, several classes of substances have been isolated from the *Erythrina* genus, mainly alkaloids (41.57%) and flavonoids (29.76%).

Despite the large amount of available data, some of the plants of this genus remain to be studied. An example is *Erythrina mulungu*, largely used in Brazil, yet a significant number of studies regarding its pharmacological properties and chemical composition were unable to

be found. A recent contribution to the knowledge about this plant is given by our group, regarding the anti-inflammatory and antinociceptive activities of a hydroalcoholic extract obtained from *E. mulungu* (Oliveira et al., *in press*).

5. Acknowledgments

The authors acknowledge the Brazilian National Research Council (CNPq), FAPEAL and CAPES for their financial support in the form of grants and fellowship awards.

6. References

- Ajaiyeoba, E., Ashidi, J., Abiodun, O., Okpako, L., Ogbale, O., Akinboye, D., Falade, C., Bolaji, O., Gbotosho, G., Falade, M., Itiola, O., Houghton, P., Wright, C., & Oduola, A. (2004). Antimalarial ethnobotany: *in vitro* antiplasmodial activity of seven plants indentified in the Nigerian middle belt. *Pharmaceutical Biology*, Vol.42, No.8, pp. 588-591, ISSN 1744-5116
- Anderson, E. F. (1986). Ethnobotany of hill tribes of northern Thailand. II. Lahu medicinal plants. *Economic Botany*, Vol.40, No.4, pp. 442-450, ISSN 0013-0001
- Aswal, B. S., Bhakuni, D. S., Goel, A. K., Kar, K., Mehrotra, B. N., & Mukherjee, K. C. (1984). Screening of indian plants for biological activity: part X. *Indian Journal of Experimental Biology*, Vol.22, No.6, pp. 312-332, ISSN 0019-5189
- Avirutnant, W. & Pongpan, A. (1983). The antimicrobial activity of some thai flowers and plants. *Mahidol University Journal of Pharmaceutical Sciences*, Vol.10, No.3, pp. 81-86, ISSN 0125-1570
- Awasth, A. K. (1991). Ethnobotanical studies on the negrito islanders of andaman islands, India - the great andamanese. *Economic Botany*, Vol.45, No.2, pp. 274-280, ISSN 0013-0001
- Ayensu, E. S. (1978). Medicinal plants of the West Indies, Unpublished Manuscript, p. 110
- Bandoni, A. L., Mendiondo, M. E., Rondina, R. V. D., & Coussio, J. D. (1976). Survey of Argentine medicinal plants. *Economic Botany*, Vol.30, pp. 161-185, ISSN 0013-0001
- Barakat, I., Jackson, A. H., & Abdulla, M. I. (1977). Further studies of *Erythrina* alkaloids. *Lloydia*, Vol.40, No.5, pp. 471-475, ISSN 0024-5461
- Barros, G. S. G., Matos, F. J. A., Vieira, J. E. V., Sousa, M. P., & Medeiros, M. C. (1970). Pharmacological screening of some brazilian plants. *Journal of Pharmacy and Pharmacology*, Vol.22, p. 116, ISSN 0022-3573
- Benedicta, N. N., Kamanyi, & A. Bopelet, M. (1993). Anticholinergic effects of the methanol stembark extract of *Erythrina sigmoidea* on isolated rat ileal preparations. *Phytotherapy Research*, Vol.7, No.2, pp. 120-123, ISSN 0951-418X
- Bhakuni, D. S., Goel, A. K., Jain, S., Mehrotra, B. N., Patnaik, G. K., & Prakash, V. (1988). Screening of indian plants for biological activity: part XIII. *Indian Journal of Experimental Biology*, Vol.26, No.11, pp. 883RY-904, ISSN 0019-5189
- Bhale, B., Jain, P. K., & Bokadia, M. M. (1979). The *in vitro* antimicrobial activity of the fixed oil of *Erythrina indica*. *Indian Drugs Pharm Ind*, Vol.14, No.3, pp. 39-40
- Bhattarai, N. K. (1991). Folk herbal medicines of Makawanpur district, Nepal. *International Journal of Pharmacognosy*, Vol.29, No.4, pp. 284-295, ISSN 0925-1618

- Biyiti, L., Pesando, D., & Puisieux-Dao, S. (1988). Antimicrobial activity of two flavanones isolated from the cameroonian plant *Erythrina sigmoidea*. *Planta Medica*, Vol.54, No.2, pp. 126-128, ISSN 0032-0943
- Blackwood, B. (1935). *Both sides of buka passage*, Clarendon Press, ISBN 0404159079, Oxford, United Kingdom
- Boily, Y. & Van Puyvelde, L. (1986). Screening of medicinal plants of Rwanda (central Africa) for antimicrobial activity. *Journal of Ethnopharmacology*, Vol.16, No.1, pp. 1-13, ISSN 0378-8741
- Brandão, M., Botelho, M., & Krettli, E. (1985). Antimalarial experimental chemotherapy using natural products. *Ciência e Cultura*, Vol.37, No.7, pp. 1152-1163, ISSN 1980-0029
- Burkill, I. H. (1966). *Dictionary of the economic products of the Malay Peninsula*. Ministry of agriculture and cooperatives, Volume I, Kuala Lumpur, Malaysia
- Bye, J. R. (1986). Medicinal plants of the Sierra Madre: comparative study of Tarahumara and Mexican market plants. *Economic Botany*, Vol.40, No.1, pp. 103-124, ISSN 0013-0001
- Caceres, A., Giron, L. M., Alvarado, S. R., & Torres, M. F. (1987). Screening of antimicrobial activity of plants popularly used in Guatemala for the treatment of dermatomucosal diseases. *Journal of Ethnopharmacology*, Vol.20, No.3, pp. 223-237, ISSN 0378-8741
- Caldwell, M. E. & Brewer, W. R. (1983). Plants with potential to enhance significant tumor growth. *Cancer Research*, Vol.43, No.12, pp. 5775-5777, ISSN 0008-5472
- Chacha, M., Bojase-Moleta, G., & Majinda, R. R. T. (2005). Antimicrobial and radical scavenging flavonoids from the stem wood of *Erythrina latissima*. *Phytochemistry*, Vol.66, pp. 99-104, ISSN 0031-9422
- Chagnon, M. (1984). General pharmacologic inventory of medicinal plants of Rwanda. *Journal of Ethnopharmacology*, Vol.12, No.3, pp. 239-251, ISSN 0378-8741
- Chapuis, J. C., Sordat, B., & Hostettmann, K. (1988). Screening for cytotoxic activity of plants used in traditional medicine. *Journal of Ethnopharmacology*, Vol.23, No.2/3, pp. 273-284, ISSN 0378-8741
- Chauhan, J. S. (1989). Screening of higher plants for specific herbicidal principle active against dodder, *Cuscuta reflexa* roxb. *Indian Journal of Experimental Biology*, Vol.27, No.10, pp. 877-884, ISSN 0019-5189
- Chhabra, S. C., Uiso, F. C., & Mshiu, E. N. (1984). Phytochemical screening of tanzanian medicinal plants. *Journal of Ethnopharmacology*, Vol.11, No.2, pp. 157-179, ISSN 0378-8741
- Chopra, R. N. (1933). *Indigenous drugs of india. Their medical and economic aspects*, The Art Press, ASIN B003E2YJ6W, Calcutta, India
- Chopra, R. N. & Ghosh, S. (1935). Some common indigenous remedies. *Indian Medical Record*, Vol.55, p. 77, ISSN 0019-5898
- Corrêa, M. P. (1984). *Dicionário das plantas úteis do Brasil e das exóticas cultivadas*, Vol. 5, Ministério da Agricultura, Rio de Janeiro, Brazil
- Cox, P. A., Sperry, L. B., Tuominen, M., & Bohlin, L. (1989). Pharmacological activity of the Samoan ethnopharmacopoeia. *Economic Botany*, Vol.43, No.4, pp. 487-497, ISSN 0013-0001

- Cronquist, A. (1981). An integrated system of classification of flowering plants, Columbia University Press, ISBN 0231038801, 9780231038805, New York, United States of America
- Das, S. K. (1955). Medicinal, economic and useful plants of India, West Bengal, ISBN B00117DIX2, India
- De Cerain A. L. (1996). Cytotoxic activities of colombian plant extracts on chinese hamster lung fibroblasts. *Phytotherapy Research*, Vol.10, No.5, pp. 431-432, ISSN 0951-418X
- Desmarchelier, C., Gurni, A., Ciccía, G., & Giulietti, A. M. (1996). Ritual and medicinal plants of the ese'ejas of the amazonian rainforest (Madre de Dios, Peru). *Journal of Ethnopharmacology*, Vol.52, No.1, pp. 45-51, ISSN 0378-8741
- Desmarchelier C., Repetto, M., Coussio, J., Llesuy, S., & Ciccía, G. (1997). Total reactive antioxidant potential (TRAP) and total antioxidant reactivity (TAR) of medicinal plants used in southwest Amazonas (Bolivia and Peru). *International Journal of Pharmacognosy*, Vol.35, No.4, pp. 288-296, ISSN 1388-0209
- Dhar, M. L., Dhar, M. M., Dhawan, B. N., Mehrotra, B. N., & Ray, C. (1968). Screening of indian plants for biological activity: part I. *Indian Journal of Experimental Biology*, Vol.6, pp. 232-247, ISSN 0019-5189
- Diaz, J. L. (1977). Ethnopharmacology of sacred psychoactive plants used by the Indians of Mexico. *Annual Review of Pharmacology and Toxicology*, Vol.17, pp. 647-75, ISSN:0362-1642
- Dominguez, X. A. & Alcorn, J. B. (1985). Screening of medicinal plants used by huastec mayans of northeastern Mexico. *Journal of Ethnopharmacology*, Vol.13, No.2, pp. 139-156, ISSN 0378-8741
- Duke, J. A. (1994). *Amazonian ethnobotanical dictionary*, CRC Press, ISBN 0849336643, USA
- Dunstan, C. A., Noreen, Y., Serrano, G., Cox, P. A., Perera, P., & Bohlin, L. (1997). Evaluation of some Samoan and Peruvian medicinal plants by prostaglandin biosynthesis and rat ear edema assays. *Journal of Ethnopharmacology*, Vol.57, pp. 35-56, ISSN 0378-8741
- Etkin, N. L. (1997). Antimalarial plants used by Hausa in northern Nigeria. *Tropical Doctor*, Vol.27, No.1, pp. 12-16, ISSN 0049-4755
- Filipoy, A. (1994). Medicinal plants of the pilaga of central chaco. *Journal of Ethnopharmacology*, Vol.44, No.3, pp. 181-193, ISSN 0378-8741
- Flausino, O., Santos, L. S., Verli, H., Pereira, A. M., Bolzani, S., & Nunes-De-Souza, R. L. (2007). Anxiolytic effects of erythrinian alkaloids from *Erythrina mulungu*. *Journal of Natural Products*, Vol.70, pp. 48-53, ISSN 0163-3864
- Fournet, A. Barrios, A. A., & Munoz, V. (1994). Leishmanicidal and trypanocidal activities of bolivian medicinal plants. *Journal of Ethnopharmacology*, Vol.41, No.1/2, pp. 19-37, ISSN 0378-8741
- García-Mateos, R., Soto-Hernández, M., & Vibrans, H. (2001). *Erythrina americana* Miller ('Colorín'; Fabaceae), a versatile resource from Mexico: a review. *Economic Botany*, Vol.55, pp. 391-400, ISSN 0013-0001
- Garin-Aguilar, M. E., Luna, J. E. R., Soto-Hernandez, M., Del Toro, G. V., & Vazquez, M. M. (2000). Effect of crude extracts of *Erythrina americana* Mill. on aggressive

- behavior in rats. *Journal of Ethnopharmacology*, Vol.69, No.2, pp. 189-196, ISSN 0378-8741
- Gaw, H. Z. & Wang, H. P. (1949). Survey of chinese drugs for presence of antibacterial substances. *Science*, Vol.110, pp. 11-12, ISSN 1095-9203
- Gessler, M. C., Nkunyak, M. H. H., Mwasumbi, L. B., Heinrich, M., & Tanner, M. (1994). Screening tanzanian medicinal plants for antimalarial activity. *Acta Tropica*, Vol.56, No.1, pp. 65-77, ISSN 0001-706X
- Gessler, M. C., Tanner, M., Chollet, J., Nkunya, N. H. H., & Heinrich, M. (1995). Tanzanian medicinal plants used traditionally for the treatment of malaria: in vivo antimalarial and in vitro cytotoxic activities. *Phytotherapy Research*, Vol.9, No.7, pp. 504-508, ISSN 0951-418X
- Ghosal, S., Singh, S., & Bhattacharya, S. K. (1971). Alkaloids of *Mucuna pruriens*, *Chemistry and Pharmacology*, *Planta Medica*, Vol.19, p. 279, ISSN 0032-0943
- Giron, L. M., Freire, V., Alonzo, A., & Caceres, A. (1991). Ethnobotanical survey of the medicinal flora used by the caribs of Guatemala. *Journal of Ethnopharmacology*, Vol.34, No.2/3, pp. 173-187, ISSN 0378-8741
- Hastings, R. B. (1990). Medicinal legumes of mexico: Fabaceae, Papilionoidea, part one. *Economic Botany*, Vol.44, No.3, pp. 336-348, ISSN 0013-0001
- Hegde, V. R., Dai, P., Patel, M. G., Puar, M. S., Das, P., Pai, J., Bryant, R., & Cox, P. A. (1997). Phospholipase A 2 inhibitors from an *Erythrina* species from Samoa. *Journal of Natural Products*, Vol.60, No.6, pp. 537-539, ISSN 0163-3864
- Herbarium (2008). *Introdução à fitoterapia: utilizando adequadamente as plantas medicinais*, Colombo: Herbarium Lab. Bot. Ltda
- Hickey, M. & King, C. (1981). 100 families of flowering plants, Cambridge University Press, ISBN 0521337003, 9780521337007, Cambridge, United Kingdom
- Holdsworth, D. (1984). Phytomedicine of the Madang province, Papua New Guinea part I. Karkar island. *International Journal of Crude Drug Research*, Vol.22, No.3, pp. 111-119, ISSN 0167-7314
- Hussain, H. S. & Deeni, Y. Y. (1991). Plants in kano ethomedicine; screening for antimicrobial activity and alkaloids. *International Journal of Pharmacognosy*, Vol.29, No.1, pp. 51-56, ISSN 0976-8858
- Ichimaru, M., Moriyasu, M., Nishiyama, Y., Kato, A., Mathenge, S. G., Juma, F. D., & Nganga, J. N. (1996). Structural elucidation of new flavanones isolated from *Erythrina abyssinica*. *Journal of Natural Products*, Vol.59, No.12, pp. 1113-1116, ISSN 1520-6025
- Iinuma, M. & Tanaka, T. (1994). Isoflavanone derivatives with antibacterial activity from *Erythrina bidwillii* and antibacterial agents for mouth. Patent-Japan Kokai Tokkyo Koho-1994. 6,312,983.
- Iinuma, M., Okawa, Y., Tanaka, T., Kobayashi, Y., & Miyauchi, K. I. (1994). Phenolic compounds in *Erythrina bidwillii* and their activity against oral microbial organisms. *Heterocycles*, Vol.39, No.2, pp. 687-692, ISSN 1881-0942
- Ishii, R., Yoshikawa, K., Minakata, H., Komura, H., & Kada, T. (1984). Specificities of bio-antimutagens in plant kingdom. *Agricultural and Biological Chemistry*, Vol.48, No.10, pp. 2587-2591, ISSN 0002-136

- Itokawa, H., Furukawa, H., & Tanaka, H. (1990). Screening test for antitumor activity of crude drugs (III). Studies on antitumor activity of Indonesian medicinal plants. *Shoyakugaku Zasshi*, Vol.44, No.1, pp. 58-62, ISSN 0037-4377
- Janzen, D. H., Juster, H. B., & Bell, E. A. (1977). Toxicity of secondary compounds to the seed-eating larvae of the bruchid beetle *callosobruchus maculatus*. *Phytochemistry*, Vol.16, pp. 223-227, ISSN 0031-9422
- John, D. (1984). One hundred useful raw drugs of the Kani tribes of Trivandrum forest division, Kerala, India. *International Journal of Crude Drug Research*, Vol.22, No.1, pp. 17-39, ISSN 0167-7314
- Joshi, R., Jain, N. K., & Garg, B. D. (1981). Antimicrobial activity of the oil and its unsaponifiable matter from the seeds of *Erythrina suberosa* roxb. *Indian Drugs*, Vol.18, p. 411, ISSN 0019-462X
- Joubert, F. J. & Sharon, N. (1985). Proteinase inhibitors from *Erythrina corallodendron* and *Erythrina cristagalli* seeds. *Phytochemistry*, Vol.24, No.6, pp. 1169-1179, ISSN 0031-9422
- Jovel, E. M., Cabanillas, J., & Towers, G. H. H. (1996). An ethnobotanical study of the traditional medicine of the mestizo people of Suni Mirano, Loreto, Peru. *Journal of Ethnopharmacology*, Vol.53, pp. 149-156, ISSN 0378-8741
- Kamat, V. S., Chuo, F. Y., Kubo, I., & Nakanishi, K. (1981). Antimicrobial agents from an East African medicinal plant *Erythrina abyssinica*. *Heterocycles*, Vol.15, pp. 1163-1170, ISSN 1881-0942
- Kamusiime, H., Pedersen, A. T., Andersen, O. M., & Kiremire, B. (1996). Kaempferol 3-O-(2-O-beta-D-glucopyranosyl-6-O-alpha-L-rhamnopyranosyl-beta-D-glucopyranoside) from the African plant *Erythrina abyssinica*. *International Journal of Pharmacognosy*, Vol.34, No.5, pp. 370-373, ISSN 0975-4873
- Keiser, I., Harris, E. J., Miyashita, D. H., Jacobson, M., & Perdue, R. E. (1975). Attraction of ethyl ether extracts of 232 botanicals to oriental fruit flies, melon flies, and Mediterranean fruit flies. *Lloydia*, Vol.38, No.2, pp. 141-152, ISSN 0024-5461
- Khan, M. A., Khan, T., & Ahmad, Z. (1994). Barks used as source of medicine in Madhya Pradesh, India. *Fitoterapia*, Vol.65, No.5, pp. 444-446, ISSN 0367-326X
- Kloos, H., Thiongo, F. W., Ouma, J. H., & Butterworth, A. E. (1987). Preliminary evaluation of some wild and cultivated plants for snail control in Machakos district, Kenya. *Journal of Tropical Medicine & Hygiene*, Vol.90, No.4, pp. 197-204, ISSN 0022-5304
- Kokwaro, J. O. (1976). *Medicinal Plants of East Africa*, East Africa Literature Bureau, ISBN 9789966846846 Nairobi, Kenya
- Krukoff, B. A. & Barneby, R. C. (1974). *Conspectus of species of the genus Erythrina*. *Lloydia*, Vol.37, No.3, pp. 332-459, ISSN 0024-5461
- Le Grand, A. & Wondergem, P. A. (1987). Anti-infective phytotherapy of the savannah forests of Senegal (East Africa). I. An inventory. *Journal of Ethnopharmacology*, Vol.21, No.2, pp. 109-125, ISSN 0378-8741
- Le Grand, A. & Wondergem, P. A. (1988). Anti-infectious phytotherapies of the tree-savannah of Senegal (West Africa). II. Antimicrobial activity of 33 species. *Journal of Ethnopharmacology*, Vol.22, No.1, pp. 25-31, ISSN 0378-8741
- Le Grand, A. (1989). Anti-infectious phytotherapy of the tree-savannah, Senegal (Western Africa) III: a review of the phytochemical substances and anti-microbial activity of

- 43 species. *Journal of Ethnopharmacology*, Vol.25, No.3, pp. 315-338, ISSN 0378-8741
- Lewinsohn, R. (2003). Três Epidemias. Lições do Passado, p. 81-85, Editora Unicamp, ISBN 8526805827, Campinas, Brazil
- Lourenzi, H. (1992). Árvores brasileiras: manual de identificação e cultivo de plantas, Plantarum, ISBN 9788586714320, São Paulo, Brazil
- Maikere-Faniyo, R., Van Puyvelde, L., Mutwewingabo, A., & Habiyaemye, F. X. (1989). Study of rwandese medicinal plants used in the treatment of diarrhea. *Journal of Ethnopharmacology*, Vol. 26, No.2, pp. 101-109, ISSN 0378-8741
- Maillard, M., Gupta, M. P., & Hostettmann, K. (1987). A new antifungal prenylated flavanone from *Erythrina berteroana*. *Planta Medica*, Vol.53, No.6, pp. 563-564, ISSN 0032-0943
- Manandhar, N. P. (1995). Medicinal Folk-Lore about the plants used as anthelmintic agents in Nepal. *Fitoterapia*, Vol.66, No. 2, pp. 149-155, ISSN 0367-326X
- Marchioro, M., Blank, M. D. F. A., Mourao, R. H. V., & Antonioli, A. R. (2005). Antinociceptive activity of the aqueous extract of *Erythrina velutina* leaves. *Fitoterapia*, Vol.76, No.7-8, pp. 637-642, ISSN 0367-326X
- Masilungan, V. A., Vadlamudi, S., & Goldin, A. (1971). Screening of philippine medicinal plants for anticancer agents using CCNSC protocols. *Cancer Chemother Reports Part 2*, Vol.2, pp. 135-140, ISSN 0069-0120
- Matos, F. J. (1994). Farmácias vivas: sistema de utilização de plantas medicinais projetado para pequenas comunidades, 2nd Ed, EUFC, ISBN 10 8572820086, Fortaleza, Brazil
- Mc Clatchey, W. (1996). The ethnopharmacopoeia of Rotuma. *Journal of Ethnopharmacology*, Vol.50, No.3, pp. 147-156, ISSN 0378-8741
- Mc Kee T. C., Bokesch, H. R., Mc Cormick, J. L., Rashid, A., Spielvogel, D., Gustafson, K. R., Alavanja, M. M., Cardelina I. I. J. H., & Boyd, M. R. (1997). Isolation and characterization of new anti-HIV and cytotoxic leads from plants, marine, and microbial organisms. *Journal of Natural Products*, Vol.60, No.5, pp. 431-438, ISSN 0163-3864
- Medina, F. R. & Woodbury, R. Terrestrial plants molluscicidal to lymnaeid hosts of *Fasciliasis hepatica* in Puerto Rico. *Journal of Agriculture of the University of Puerto Rico*, Vol.63, pp. 366-376, ISSN 0041-994X
- Miguel, M. D. & Miguel, O. G. (2004). Desenvolvimento de fitoterápicos, 2nd Ed., Robe Editorial, ISBN 9788586652196, São Paulo, Brazil
- Mino, J., Gorzalczany, S., Moscatelli, V., Ferraro, G., Acevedo, C., & Hnatyszyn, O. (2002). Actividad antinociceptiva y antiinflamatoria de *Erythrina crista-galli*. *Acta Farmaceutica Bonaerense*, Vol.21, No.2, pp. 93-98, ISSN 0326-2383
- Mitscher, L. A., Ward, J. A., Drake, S., & Rao, G. S. (1984). Antimicrobial agents from higher plants. Erycristagalin, a new pterocarpene from the roots of the bolivian coral tree, *Erythrina crista-galli*. *Heterocycles*, Vol.22, No.8, pp. 1673-1675, ISSN 1881-0942
- Mitscher, L. A., Okwute, S. K., Gollapudi, S. R., Drake, S., & Avona, E. (1988). Antimicrobial pterocarpanes of nigerian *Erythrina mildbraedii*. *Phytochemistry*, Vol.27, No.11, pp. 3449-3452, ISSN 0031-9422

- Mokkhasmit, M., Ngarmwathana, W., Sawasdimongkol, K., & Permiphath, U. (1971). Pharmacological evaluation of Thai medicinal plants. *Journal of the Medical Association of Thailand*, Vol.54, No.7, pp. 490-504, ISSN 0125-2208
- Moriyasu, M., Ichimaru, M., Nishiyama, Y., Kato, A., Mathenge, S. G., Juma, F. D., & Nganga, J. N. (1998). Minor flavanones from *Erythrina abyssinica*. *Journal of Natural Products*, Vol.61, No.2, pp. 185-188, ISSN 1520-6025
- Morton, J. F. (1994). Pito (*Erythrina berteroana*) and chipilin (*Crotalaria longirostrata*), (Fabaceae), two soporific vegetables of central america. *Economic Botany*, Vol.48, No.2, pp. 130-138, ISSN 0013-0001
- Motsei, M. L., Lindsey, K. L., Van Staden, J., & Jager, A. K. (2003). Screening of traditionally used south african plants for antifungal activity against *Candida albicans*. *Journal of Ethnopharmacology*, Vol.76, No.2/3, pp. 235-241, ISSN 0378-8741
- Muto, Y., Ichikawa, H., Kitagawa, O., Kumagai, K., Watanabe, M., Ogawa, E., Seiki, M., Shirataki, Y., Yokoe, I., & Komatsu, M. (1994). Studies on antiulcer agents. I. The effects of various methanol and aqueous extracts of crude drugs on antiulcer activity. *Yakugaku Zasshi*, Vol.114, No.2, pp. 980-994, ISSN 1347-5231
- National Policy on Integrative and Complementary Practices (2006). Available at: http://www.telessaudebrasil.org.br/lildbi/docsonline/3/1/113-Politica_Nacional_de_Praticas_Integrativas_e_Complementares_SUS.pdf
- Ndamba, J., Nyazema, N., Makaza, N., Anderson, C., & Kaondera, K. C. (1994). Traditional herbal remedies used for the treatment of urinary schistosomiasis in Zimbabwe. *Journal of Ethnopharmacology*, Vol.42, No.2, pp. 125-132, ISSN 0378-8741
- Nguyen, V. T., Pham, T. K., Pho, D. T., & Do, C. H. (1991). The pharmacological action of total alkaloids extracted from *Erythrina orientalis* (L.) Murr. *Tap Chi Duoc Hoc*, Vol.6, pp. 13-17, ISSN 0258-6967
- Nguyen, V. T., Pham, T. K., Pho, D. T., & Do, C. H. (1992). The anti-inflammatory effect of the total alkaloids extracted from the leaves of *Erythrina orientalis* Murr. *Tap Chi Duoc Hoc*, Vol.1, pp. 25-27, ISSN 0258-6967
- Njamen, D., Nde, C. B. M., Fomum, Z. T., & Mbanya, J. C. (2007). Preventive effects of an extract of *Erythrina lysistemon* (Fabaceae) on some menopausal problems: studies on the rat. *Journal of Complementary and Integrative Medicine*, Vol.4, No.1, pp. 1-17
- Nkeh, B., Kamany, A., Bopelet, M., Ayafor, J. F., & Mbfor, J. T. (1996). Inhibition of histamine-induced contraction of rat ileum by promethazine and the methanol stembark extract of *Erythrina sigmoidea*. *Phytotherapy Research*, Vol.10, No.5, pp. 444-446, ISSN 0951-418X
- Nkengfack, A. E., Vouffo, T. W., Formum, Z. T., Meyer, M., Bergendorff, O., & Sterner, O. (1994). Prenylated isoflavanone from the roots of *Erythrina sigmoidea*. *Phytochemistry*, Vol.36, No.4, pp. 1047-1051, ISSN 0031-9422
- Nkengfack, A. E., Vardamides, J. C., Fomum, Z. T., & Meyer, M. (1995). Prenylated isoflavanone from *Erythrina eriotricha*. *Phytochemistry*, Vol.40, No.6, pp. 1803-1808, ISSN 0031-9422
- Nkengfack, A. E., Vouffo, W., Vardamides, J. C., Kouam, J., Fomum, Z. T., Meyer, M., & Sterner, O. (1997). Phenolic metabolites from *Erythrina* species. *Phytochemistry*, Vol.46, No.3, pp. 573-578, ISSN 0031-9422

- Nkengfack, A. E., Azebaze, A. G. B., Waffo, A. K., Fomum, Z. T., Meyer, M., & Van Heerden, F. R. (2001). Cytotoxic isoflavones from *Erythrina indica*. *Phytochemistry*, Vol.58, No.7, pp. 1113-1120, ISSN 0031-9422
- Okunji, C. O. & Iwu, M. M. (1988). Control of schistosomiasis using nigerian medicinal plants as molluscicides. *International Journal of Crude Drug Research*, Vol.26, No.4, pp. 246-252, ISSN 0167-7314
- Oliveira, M. S. G., Aquino, A. B., Silva, D. L., Aquino, P. G. V., Santos, M. S., Porfírio, A. P. R., Sant'Ana, A. E. G., Santos, B. V. O. Alexandre-Moreira, M. S., & Araújo-Júnior, J. X. (Article in Press) Antinociceptive and anti-inflammatory activity of hydroalcoholic extracts and phases from *Erythrina mulungu*. *Revista Brasileira de Farmacognosia*, ISSN 0102-695X
- Omer, M. E. A., Al Magboul, A. Z., & El Egami, A. A. (1998). Sudanese plants used in folkloric medicine: screening for antibacterial activity. Part IX. *Fitoterapia*, Vol.69, No.6, pp. 542-545, ISSN 0367-326X
- Pennington, C. W. (1973). Medicinal plants utilized by the pima montanes of chihuahua. *America Indigena*, Vol.33, pp. 213-232, ISSN 0185-1179
- Pérez, C. & Anesini C. (1994). In vitro antibacterial activity of Argentine folk medicinal plants against *Salmonella typhi*. *Journal of Ethnopharmacology*, Vol.44, No.1, pp. 41-46, ISSN 0378-8741
- Pezzuto, J. M., Che, C. T., Mc Pherson, D. D., Zhu, J. P., Topcu, G., Erdelmeier, C. A. J., & Cordell, G. A. (1991). DNA as an affinity probe useful in the detection and isolation of biologically active natural products. *Journal of Natural Products*, Vol.54, No.6, pp. 1522-1530, ISSN 0163-3864
- Pillay C. C. N., Jager, A. K., Mulholland, D. A., & Van Staden, J. (2001). Cyclooxygenase inhibiting and anti-bacterial activities of South African *Erythrina* species. *Journal of Ethnopharmacology*, Vol.74, No.3, pp. 231-237, ISSN 0378-8741
- Pinheiro de Sousa, M. & Rouquayrol, M. Z. (1974). Molluscicidal activity of plants from northeast Brazil. *Revista Brasileira de Pesquisa Medica e Biológica*, Vol.7, No.4, pp. 389-394
- Polhill, R. M. & Raven P. H. (E.d.) (1981). *Advances in legume systematic I and II*, Kew Publishing, ISBN 9780855212247, United Kingdom
- Prabhu, V. K. K. & John, M. (1975). Juvenomimetic activity in some plants. *Univ Kerala Dept Zoology Trivandrum Kerala India. Experientia*, Vol. 31, p. 913, ISSN 0014-4754
- Pushpangadan, P. & Atal, C. K. (1984). Ethno-medico-botanical investigations in kerala i. Some primitive tribals of western ghats and their herbal medicine. *Journal of Ethnopharmacology*, Vol.11, No.1, pp. 59-77, ISSN 0378-8741
- Queiroz, E. F., Atindehou, K. K., Terreaux, C., Antus, S., & Hostettmann, K. (2002). Prenylated isoflavonoids from the root bark of *Erythrina vogelii*. *Journal of Natural Products*, Vol.65, No.3, pp. 403-406, ISSN 0163-3864
- Rabe, T. & Van Staden, J. (1997). Antibacterial activity of south african plants used for medicinal purposes. *Journal of Ethnopharmacology*, Vol.56, pp. 81-87, ISSN 0378-8741
- Rao, R. R. (1981). Ethnobotany of Meghalaya: medicinal plants used by khasi and garo tribes. *Economic Botany*, Vol.35, No.1, pp. 4-9, ISSN 0013-0001


- Ratnasooriya, W. D. & Dharmasiri, M. G. (1999). Aqueous extract of sri lankan *Erythrina indica* leaves had sedative but not analgesic activity. *Fitoterapia*, Vol.70, No.3, pp. 311-313, ISSN 0367-326X
- Rogers, K. L., Grice, I. D., & Griffiths, L. R. (2001). Modulation of in vitro platelet 5-ht release by species of *Erythrina* and *Cymbopogon*. *Life Sciences*, Vol.69, No.15, pp. 1817-1829, ISSN 0024-3205
- Ross, S. A., Megalla, S. E., Bishay, D. W., & Awad, A. H. (1980). Studies for determining antibiotic substances in some egyptian plants. Part I. Screening for antimicrobial activity. *Fitoterapia*, Vol.51, pp. 303-308, ISSN 0367-326X
- Saidu, K., Onah, J., Orisadipe, A., Olusola, A., Wambebe, C., & Gamaniel, K. (2000). Antiplasmodial, anaglesic, and anti-inflammatory activities of the aqueous extract of the stem bark of *Erythrina senegalensis*. *Journal of Ethnopharmacology*, Vol.71, No.1/2, pp. 275-280, ISSN 0378-8741
- Selvanayahgam, Z. E., Gnanvendhan, S. G., Balakrishna, K., & Rao, R. B. (1994). Antisnake venom botanicals from ethnomedicine. *Journal of Herbs, Spices and Medicinal Plants*, Vol.2, No.4, pp. 45-100, ISSN 1540-3580
- Serragiotto, M. H., Leitão Filho, H., & Marsaioli, A. (1981). Erysotrine-N-oxide and erythartine-N-oxide, two novel alkaloids from *Erythrina mulungu*. *Canadian Journal of Chemistry*, Vol.59, No.18, pp. 2771-2775, ISSN 1480-3291
- Silpasuwon, S. (1979). Studies of the effects of some medicinal plants on growth of some bacteria in the family enterobacteriaceae. Ms.Thesis Res Chiangmai University, p. 2522
- Silva, O., Barbosa, S., Diniz, A., Valdeira, M. L., & Gomes, E. (1997). Plant extracts antiviral activity against herpes simplex virus type 1 and african swine fever virus. *International Journal of Pharmacognosy*, Vol.35, No.1, pp. 12-16, ISSN 0976-8858
- Simões, C. M. O., Falkenberg, M., Auler Mentz, L., Schenkel, E. P., Amoros, M., & Girre, L. (1999). Antiviral activity of south Brazilian medicinal plant extracts. *Phytomedicine*, Vol.6, No.3, pp. 205-214, ISSN 0975-0185
- Singh, L. M. & Chatterjee, S. (1979). Effect of amoora rohituka on in vitro blastogenesis of lymphocytes. *Journal of Research in Indian Medicine, Yoga and Homeopathy*, Vol.14, No.1, pp. 45-48
- Suffness, M., Abbott, B., Statz, D. W., Wonilowicz, E., & Spjut, R. (1988). The utility of p388 leukemia compared to b16 melanoma and colon carcinoma 38 for in vivo screening of plant extracts. *Phytotherapy Research*, Vol.2, No.2, pp. 89-97, ISSN 0951-418X
- Tachibana, Y., Kato, A., Nishiyama, Y., Kawanishi, K., Tobe, H., Juma, F. D., Ogeto, J. O., & Mathenge, S. G. (1993). Mitogenic activities in african traditional herbal medicines. *Planta Medica*, Vol.59, No.4, pp. 354-358, ISSN 0032-0943
- Talla, E., Njamen, D., Mbafor, J. T., Fomum, Z. T., Kamanyi, A., Mbanya, J. C., Giner, R. M., Recio, M. C., Manez, S., & Rios, J. L. (2003). Warangalone, the isoflavonoid anti-inflammatory principle of *Erythrina addisoniae* stem bark. *Journal of Natural Products*, Vol.66, No.6, pp. 891-893, ISSN 0163-3864
- Taniguchi, M., Chapy, A., Kubo, I., & Nakanishi, K. (1978). Screening of east African plants for antimicrobial activity. *Chemical and Pharmaceutical Bulletin*, Vol.26, pp. 2910-2913, ISSN 1347-5223

- Taniguchi, M. & Kubo, I. (1993). Ethnobotanical drug discovery based on medicine men's trials in the african savanna: screening of east african plants for antimicrobial activity II. *Journal of Natural Products*, Vol. 56, No.9, pp. 1539-1546, ISSN 0163-3864
- Telikepalli, H., Gollapudi, S. R., Keshavarz-Shokri, A., Velazquez, L., Sandmann, R. A., Veliz, E. A., Rao, K. V. J., Madhavi, A. S., & Mitscher, L. A. (1990). Isoflavonoids and a cinnamyl phenol from root extracts of *Erythrina variegata*. *Phytochemistry*, Vol.29, No.6, pp. 2005-2007, ISSN 0031-9422
- Tripathi, A. K. & Rizvi, S. M. A. (1984). Antifeedant activity of indigenous plants against *diacrisia obliqua walker*. *Curr Science*, Vol.54, No.13, pp. 630-631, ISSN 0011-3891
- Unakul, S. (1950). Pharmacological studies. 2. Study of the leaves of *Erythrina fusca* Lour. *Siriraj Hospital Gazette*, Vol.2, No.4, pp. 177-189, ISSN 0125-152X
- Vasconcelos, S. M. M., Oliveira, G. R., Carvalho, M. M., Rodrigues, A. C. P., Silveira, E. R., Fonteles, M. M. F., Sousa, F. C. L., & Viana, G. S. B. (2003). Antinociceptive activities of the hydroalcoholic extracts from *Erythrina velutina* and *Erythrina mulungu* in mice. *Biological and Pharmaceutical Bulletin*, Vol. 26, pp. 946-949, ISSN 1347-5215
- Vasileva, B. (1969). *Plantes medicinales de Guinee*. Univ Moscow, Russia
- Vlietinck, A. J., Van Hoof, L., Totte, J., Lasure, A., Vanden Berghe, D., Rwangabo, P. C., & Mvukiyumwami, J. (1995). Screening of hundred rwandese medicinal plants for antimicrobial and antiviral properties. *Journal of Ethnopharmacology*, Vol.46, No.1, pp. 31-47, ISSN 0378-8741
- Waffo, A. K., Azebaze, G. A., Nkengfack, A. E., Fomum, Z. T., Meyer, M., Bodo, B., & Van Heerden, F. R. Indicanines B and C, two isoflavonoid derivatives from the root bark of *Erythrina indica*. *Phytochemistry*, Vol.53, No.8, pp. 981-985, ISSN 0031-9422
- Wasuwat, S. (1967). A list of thai medicinal plants, ASRCT, Bangkok report project. 17 Research report, A.S.R.C.T., N^o.1 on Research Project, Vol. 17, p. 22
- Widianto, M. B., Padmawinata, K., & Suhalmi, H. (1980). An evaluation of the sedative effect of the seeds of *Erythrina fusca* Lour, 4th Asian Symposium on Medicinal Plants and Spices, p. 147, Bangkok, Thailand, 1980
- Wink, M. (1984). Chemical Defense of lupins. Mollusc-repellent properties of quinolizidine alkaloids. *Zeitschrift für Naturforschung C.*, Vol.39, No.6, pp. 553-558, ISSN 0939-5075
- Yamada, C. S. B. (1998). Fitoterapia sua história e importância. *Revista Racine*, Vol.43, pp. 50-51, ISSN 1807-166X
- Yanfg, L. L., Yen, K. Y., Kiso, Y., & Kikino, H. (1987). Antihepatotoxic actions of formosan plant drugs. *Journal of Ethnopharmacology*, Vol.19, No.1, pp. 103-110, ISSN 0378-8741
- Yannitsaros, A. (1996). Screening for antiphage activity of plants growing in greece. *Fitoterapia*, Vol.67, No.3, pp. 205-214, ISSN 0367-326X
- Yenesew, A., Derses, S., Irungu, B., Midiwo, J. O., Waters, N. C., Liyala, P., Akala, H., Heydenreich, M., & Peter, M. G. (2003a). Flavonoids and isoflavonoids with antiplasmodial activities from the root bark of *Erythrina abyssinica*. *Planta Medica*, Vol.69, No.7, pp. 658-661, ISSN 0032-0943

Zamora-Martinez, M. C. & Pola, C. N. P. (1992). Medicinal plants used in some rural populations of Oaxaca, Puebla and Veracruz, Mexico. *Journal of Ethnopharmacology*, Vol. 35, No.3, pp. 229-257, ISSN 0378-8741
<http://portal.saude.gov.br/portal/arquivos/pdf/RENISUS.pdf>
<http://www.tropicos.org/Name/40005932>

IntechOpen

IntechOpen



Phytochemicals - A Global Perspective of Their Role in Nutrition and Health

Edited by Dr Venketeshwer Rao

ISBN 978-953-51-0296-0

Hard cover, 538 pages

Publisher InTech

Published online 21, March, 2012

Published in print edition March, 2012

Phytochemicals are biologically active compounds present in plants used for food and medicine. A great deal of interest has been generated recently in the isolation, characterization and biological activity of these phytochemicals. This book is in response to the need for more current and global scope of phytochemicals. It contains chapters written by internationally recognized authors. The topics covered in the book range from their occurrence, chemical and physical characteristics, analytical procedures, biological activity, safety and industrial applications. The book has been planned to meet the needs of the researchers, health professionals, government regulatory agencies and industries. This book will serve as a standard reference book in this important and fast growing area of phytochemicals, human nutrition and health.

How to reference

In order to correctly reference this scholarly work, feel free to copy and paste the following:

João X. de Araújo-Júnior, Mariana S.G. de Oliveira, Pedro G.V. Aquino, Magna S. Alexandre-Moreira and Antônio E.G. Sant'Ana (2012). A Phytochemical and Ethnopharmacological Review of the Genus Erythrina, *Phytochemicals - A Global Perspective of Their Role in Nutrition and Health*, Dr Venketeshwer Rao (Ed.), ISBN: 978-953-51-0296-0, InTech, Available from: <http://www.intechopen.com/books/phytochemicals-a-global-perspective-of-their-role-in-nutrition-and-health/a-phytochemical-and-ethnopharmacological-review-of-the-genus-erythrina>

INTECH
open science | open minds

InTech Europe

University Campus STeP Ri
Slavka Krautzeka 83/A
51000 Rijeka, Croatia
Phone: +385 (51) 770 447
Fax: +385 (51) 686 166
www.intechopen.com

InTech China

Unit 405, Office Block, Hotel Equatorial Shanghai
No.65, Yan An Road (West), Shanghai, 200040, China
中国上海市延安西路65号上海国际贵都大饭店办公楼405单元
Phone: +86-21-62489820
Fax: +86-21-62489821

© 2012 The Author(s). Licensee IntechOpen. This is an open access article distributed under the terms of the [Creative Commons Attribution 3.0 License](#), which permits unrestricted use, distribution, and reproduction in any medium, provided the original work is properly cited.

IntechOpen

IntechOpen