

# We are IntechOpen, the world's leading publisher of Open Access books Built by scientists, for scientists

**4,800**

Open access books available

**122,000**

International authors and editors

**135M**

Downloads

Our authors are among the

**154**

Countries delivered to

**TOP 1%**

most cited scientists

**12.2%**

Contributors from top 500 universities



**WEB OF SCIENCE™**

Selection of our books indexed in the Book Citation Index  
in Web of Science™ Core Collection (BKCI)

Interested in publishing with us?  
Contact [book.department@intechopen.com](mailto:book.department@intechopen.com)

Numbers displayed above are based on latest data collected.

For more information visit [www.intechopen.com](http://www.intechopen.com)



# Temporal Changes in the Harvest of the Brown Algae *Macrocystis pyrifera* (Giant Kelp) along the Mexican Pacific Coast

Margarita Casas-Valdez<sup>1</sup>, Elisa Serviere-Zaragoza<sup>2</sup>  
and Daniel Lluch-Belda<sup>1</sup>

<sup>1</sup>Centro Interdisciplinario de Ciencias Marinas-IPN (CICIMAR-IPN)

<sup>2</sup>Centro de Investigaciones Biológicas del Noroeste (CIBNOR, S. C.)  
México

## 1. Introduction

*Macrocystis pyrifera* (L.) C. Agardh “Sargazo gigante” is distributed along the west coast of Baja California Peninsula, from the border with the USA to Punta Prieta, Baja California Sur. This kelp forms dense submarine prairies that emerge from the sea covering areas of several hectares or square kilometers. *Macrocystis* has been harvested from Islas Coronado (32° 15' N) to Bahía del Rosario (30° 30' N) in 15 beds for 49 years, from 1956 to 2004. It was exported raw for alginate production. Recently, it has been harvested in smaller quantities to obtain extracts to be used as fertilizer (Casas-Valdez et al., 2003).

The *Macrocystis* seaweed was harvested by specially designed ships that cut the algae at a depth about of 1.2 m and then transported it. The ships “El Capitán” harvested from 1956 to 1966 (storage capacity of 300 t) and “El Sargacero” from 1967 to 2004 (storage capacity of 400 t). The ship operations were the same at all beds and did not change over the study period.

The biomass and standing crop of *Macrocystis* was evaluated in summer 1982 and in an annual cycle in 1985-1986 in their natural distribution (Casas-Valdez et al., 1985; Hernández-Carmona et al., 1989a, 1989b, 1991). The recruitment and effect of nutrient availability during the ENSO event of 1997-1998 at the southern limit of distribution of *Macrocystis* were studied by Lada et al. (1999), Hernández-Carmona et al. (2001) and Edwards & Hernández (2005). The relationship between environmental variables as temperature, upwelling, sea level and wind speed and the catch per unit effort (CPUE) of *Macrocystis* were analyzed by Casas-Valdez et al. (2003). They found an inverse correlation between temperature and harvest and concluded that temperature is the variable that best explained the variations in the *Macrocystis* harvest.

This is the first time that the temporal variability of harvest, effort, and harvest per unit effort (CPUE) as an indicator of the abundance in each of 15 harvested beds of *Macrocystis* has been analyzed.

## 2. Data and methodology

Daily records from 1956 to 1999 were provided by Productos del Pacífico, S. A. de C. V. These contained the information of harvest date, name of the bed, number of trips, and

harvest size (wet weight). Total data were extracted from 3 230 daily records. For the period 1993 to 1999, additional information was obtained of the time of harvest from 638 records. With these data we estimated the monthly, seasonal, and annual values of harvest, effort and harvest per unit of effort for each bed and for the full region. The difference in the storage capacity of the two ships was weighted according with Casas-Valdez et al. (2003). We selected as units of effort: a) the number of trips and b) the time of harvest. The harvest per unit effort (CPUE) (volume of harvest per trip made by each ship or volume of harvest per hour of harvest), was calculated with the equation-

$$\text{CPUE} = C / f \quad (1)$$

Where: C = volume of *Macrocystis* harvested; f = effort

Seasonal harvest, and harvest and effort per category were compared using an ANOVA analysis with the software Statistic 7.0. The significant difference among treatments was determined using the Tuckey test. The relationship between the harvest of *Macrocystis* and the effort was determined through correlation analysis (Anderson, 1972).

### 3. Results

#### 3.1 Harvest, effort, and CPUE in *Macrocystis* beds

*Macrocystis* was harvested from Islas Coronado (32° 15' N) to Bahía del Rosario (30° 30' N) from 1956 to 2004 at 15 beds: Islas Coronados (01), Playas de Tijuana (02), Punta Mezquite (03), Salsipuedes (04), Isla Todos Santos (05), San Miguel y Sauzal (06), Punta Banda (07), Bahía de La Soledad (08), Santo Tomás (09), Punta China (10), Punta San José (11), Punta San Isidro (12), Punta San Telmo (13), Punta San Martín (14) and Bahía del Rosario (15) (Fig. 1). These beds are located at a distance of 1-5 km of the coast.

The harvest of *Macrocystis* increased from 9,900 t in 1956 to 41,500 t in 1976-1977. The average harvest from 1978 to 1982 was 30,000 t, from 1984 to 1997 it was 32,000 t and from 1999 to 2004 was 28,000 t (Fig. 2). In the years 1958, 1983, and 1998 the harvest underwent drastic reductions due the high temperatures presented due to ENSO phenomena. The historical series of CPUE accordingly shows considerable decreases during 1958, 1983, and 1998. In all the other years it was almost a constant level at an average of 342 t/ trip.

The historical series of harvest and effort of the 15 beds of *Macrocystis* (Figs. 3, 4, and 5) show that there is ample variability among them. For example, the Punta Mezquite (03) bed was harvested for 40 years, with an effort of 741 trips (Fig. 6) and a total harvest of 257,000 t. The Punta Banda (07) bed, however, was only harvested for 5 years, with an effort of 5 trips (Fig. 6) and a total harvest of 1,800 t.

Considering the average harvest and the effort applied during 49 years the *Macrocystis* beds were grouped into three categories; I) with an average harvest of 2,160 t (1,800 – 76,450 t) and an effort of 6 trips/ year (01, 02, 05, 06, 07, 11, 12, 13, 14 and 15); II) with an average harvest of 3,600 t (90,800 – 176,150 t) and an effort of 12 trips/ year (04, 08, 09 and 10); III) with an average harvest of 6,400 t (257,000 t) and an effort of 19 trips/ year (03). There are significant differences ( $P < 0.05$ ) among categories. The variation of the CPUE of *Macrocystis* beds is shown in figures 7, 8 and 9. The CPUE was more stable in the beds where more effort was used (03, 04, 08, 09 and 10).

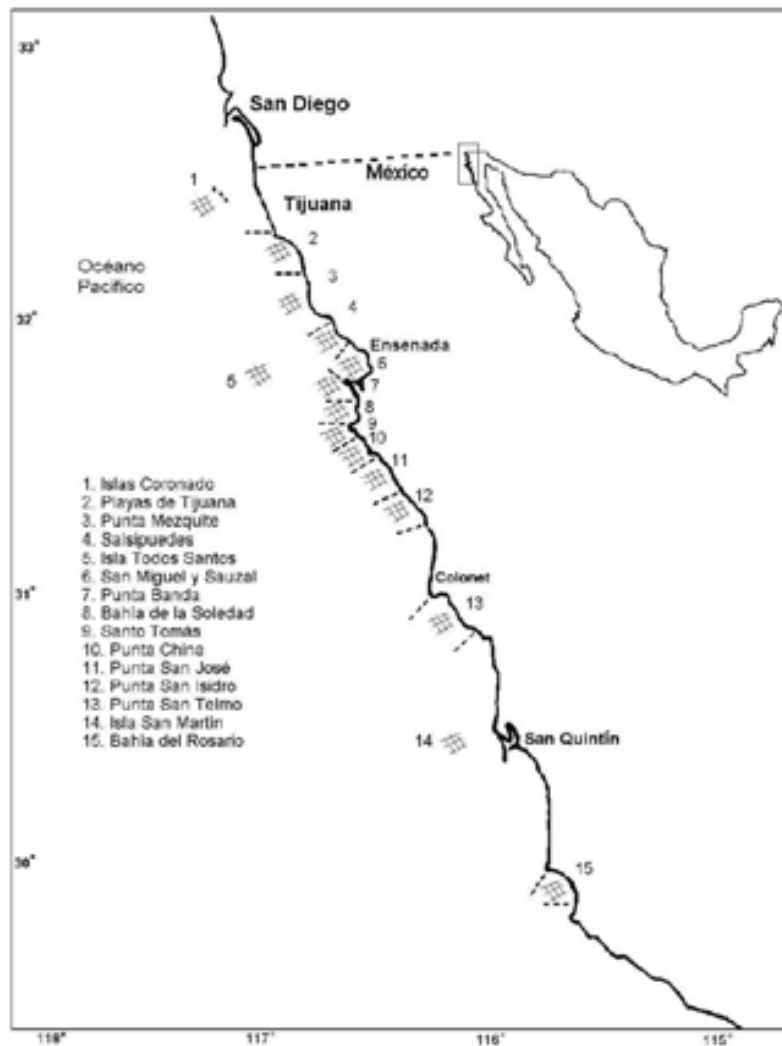


Fig. 1. Distribution of *Macrocystis pyrifera* beds harvested off the Baja California Peninsula (Taken from Casas-Valdez et al., 2003).

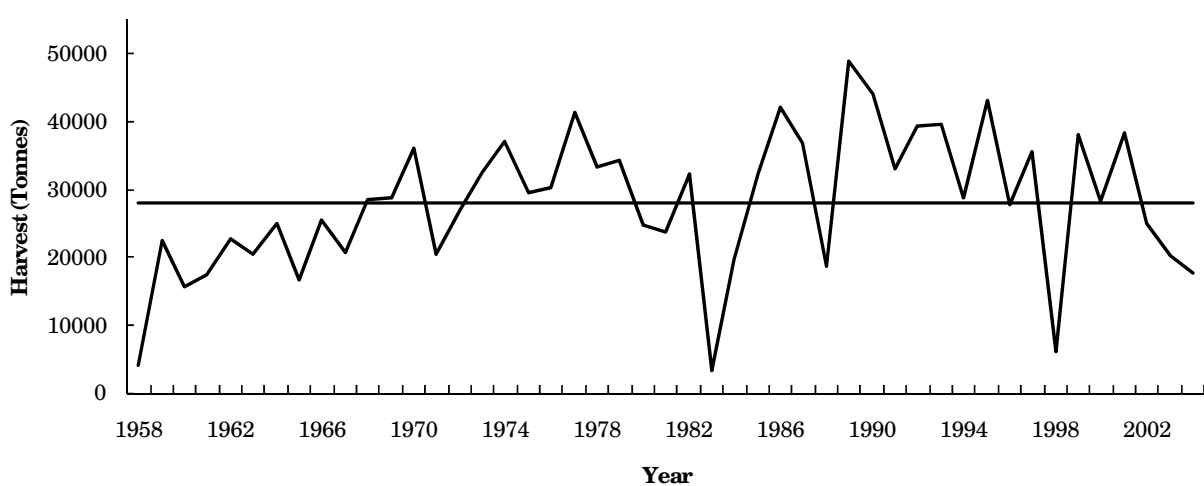


Fig. 2. Data series of harvest volume of *Macrocystis pyrifera*.

### 3.2 Seasonal variation

The harvest of *Macrocystis* off the Baja California Peninsula shows a seasonal pattern with minimum values in winter, and the maximum during spring and summer, then decreasing in autumn (Fig. 10). The spring and summer harvests were greater ( $P < 0.05$ ) than winter and autumn, and the harvest of winter was the lowest ( $P < 0.05$ ). In general the harvest of all beds had the same pattern. In the beds at Punta Mezquite (03), Salsipuedes (04), and Bahía de la Soledad (08), which were more frequently exploited, this pattern is evident, and less so the beds less harvested, such as Playas de Tijuana (02), Isla Todos Santos (05), and San Isidro (12). A similar behavior was found when the harvest obtained per hour of ship harvest (CPUE) for 1993 – 1999 was analyzed. The highest harvest/ hour was during May to August (75 t/ hour). These values were significantly different ( $P < 0.05$ ) to both periods: February to April (62 t/ hour) and September to December (54 t/ hour), which were lower (Fig. 11).

### 3.3 Relation harvest-effort

During 1956 to 1999, the harvest of *Macrocystis* increased as a function of the level of effort (number of trips) ( $r = 0.98$ , Fig. 12) and similarly when the effort was measured as number of hours of ship harvest ( $r = 0.85$ ) for 1993 –to 1999 (Fig. 13).

## 4. Discussion

From 1958 to 2004, the average harvest of *Macrocystis* was 26,000 t, which was about 50% of the standing crop estimated by Casas-Valdez et al. (1985) and Hernández et al. (1989a, 1989b, 1991), who evaluated the biomass and standing crop of *Macrocystis* using aerial photography and field work along the area of the distribution of this kelp. From Islas Coronado to Bahía del Rosario they estimated a standing crop of 40,000 t in summer 1985 and 63,000 t in summer 1986. This species of seaweed has a high growth rate (13 - 21 cm/ day) (Hernández, 1996) and its regeneration rate is high.

The lowest harvest and effort recorded in category I can be related to: a) the harvest being suspended in beds 11 (1978), 06 (1985), 07 (1984), 02 (1991), and 01 (1993), b) the long distance from the beds to the base port, bed 12 (12 h 20 min), 13 (13 h), 14 (16,5 h), and 15 (20 h). The highest harvest and effort recorded in category III can be related to a) a high productivity of the bed and, b) the short distance from the bed to the base port (5 h). In relation to the previous information, Roberto Marcos (com. pers.) noted that the quantity of effort used at each bed depended on the productivity of the bed and its cost of operation, which are related principally to the distance that the ship most run from the base port to the bed. Guzmán et al. (1971) and Corona (1985) mention that the more productive beds for 1956 – 1968 and 1974 – 1985 were the beds 03, 04, 08, 09, and 10 that are in categories II and III of this study. The largest harvest of *Macrocystis* was in spring and summer and the lowest in winter.

Along the northwest coast of the Baja California Peninsula the greatest upwellings are during spring and summer (Casas-Valdez, 2001) and have high nutrient concentrations and lower temperatures (Lynn & Sympson, 1987; Parés & O'Brien, 1989) that favor the development of *Macrocystis* fronds (Tegner & Dayton, 1987; Tegner et al., 1996; Lada et al., 1999). Growth studies *in situ* showed that the lower temperatures of spring enhance the growth rate of *Macrocystis* (González et al., 1991) and also the increase of nutrients (Zimmerman & Kremer, 1986). Casas-Valdez et al. (1985) and Hernández-Carmona et al. (1989a, 1989b, 1991) evaluated the biomass and standing crop of *Macrocystis* along their natural distribution and found the largest surface and biomass of the beds in spring (45,000 t) and summer (63,000 t). They noted that these values were three times greater than those in winter (14,000).

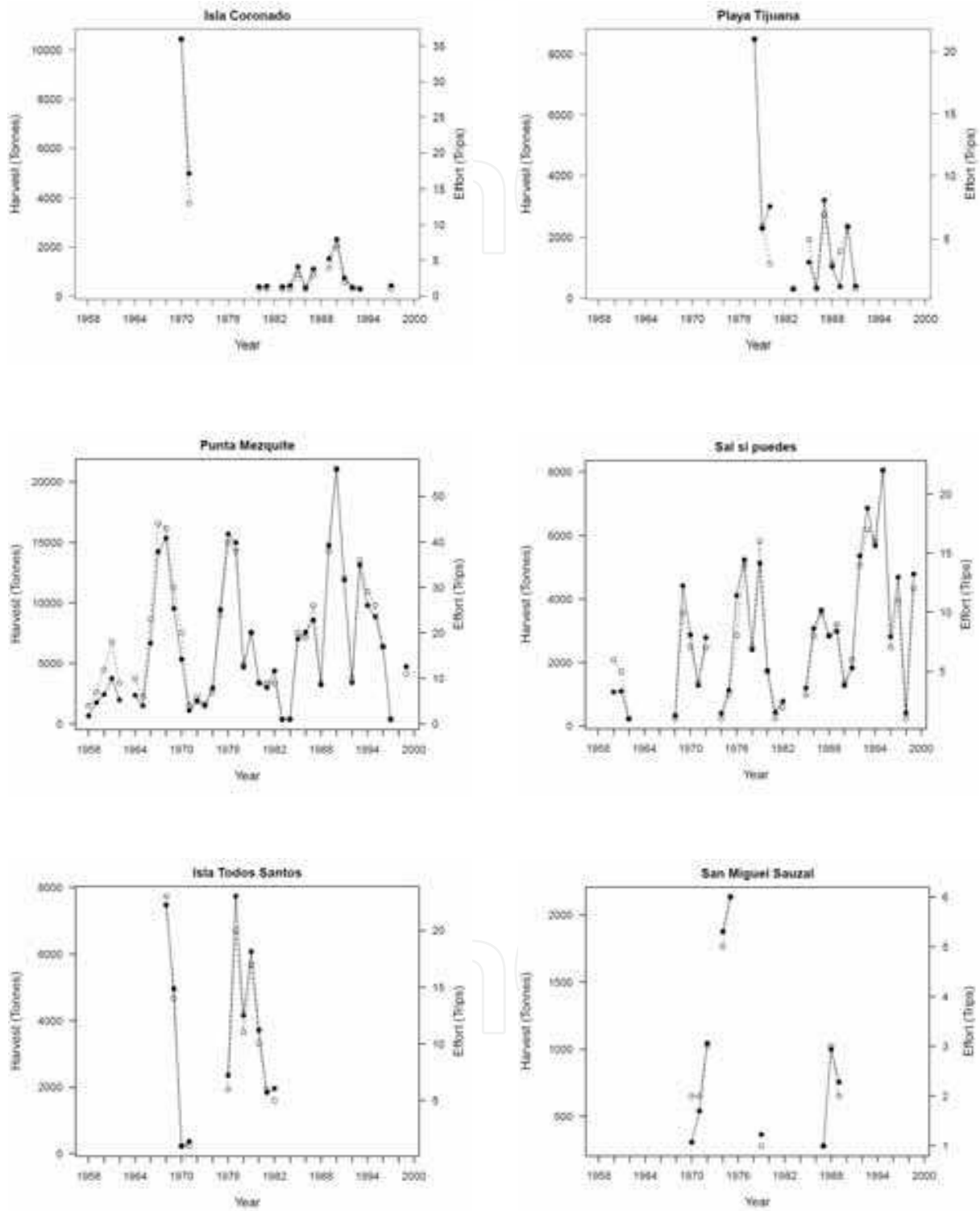


Fig. 3. Data series of harvest and effort of the *Macrocystis pyrifera* beds: Islas Coronados, Playas de Tijuana, Punta Mezquite, Salsipuedes, Isla Todos Santos and San Miguel y El Sauzal. Harvest —●—, effort -○-.

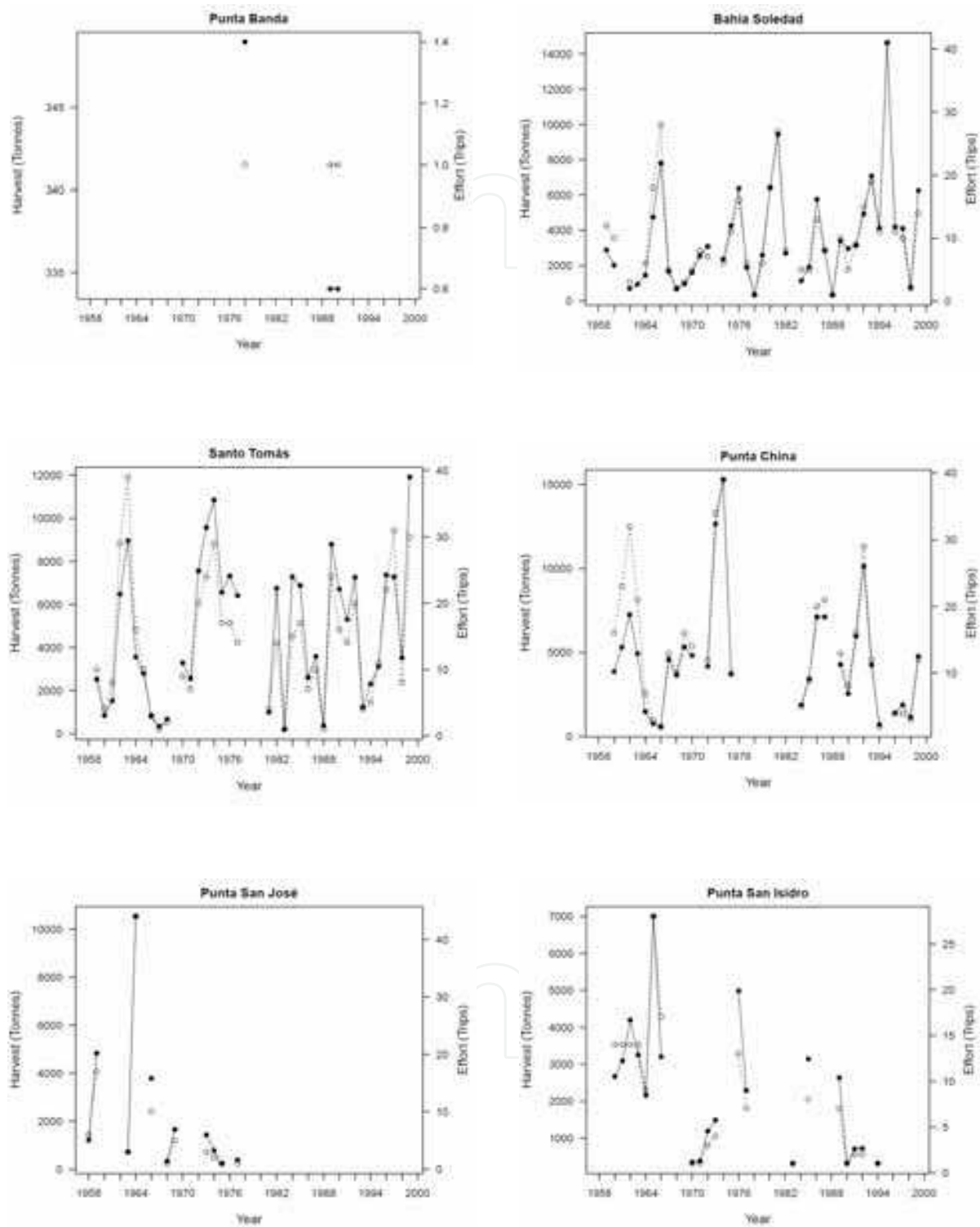


Fig. 4. Data series of harvest and effort of the *Macrocystis pyrifera* beds: Punta Banda, Bahía de la Soledad, Santo Tomás, Punta China, Punta San José and Punta San Isidro. Harvest —●—, effort -○-.

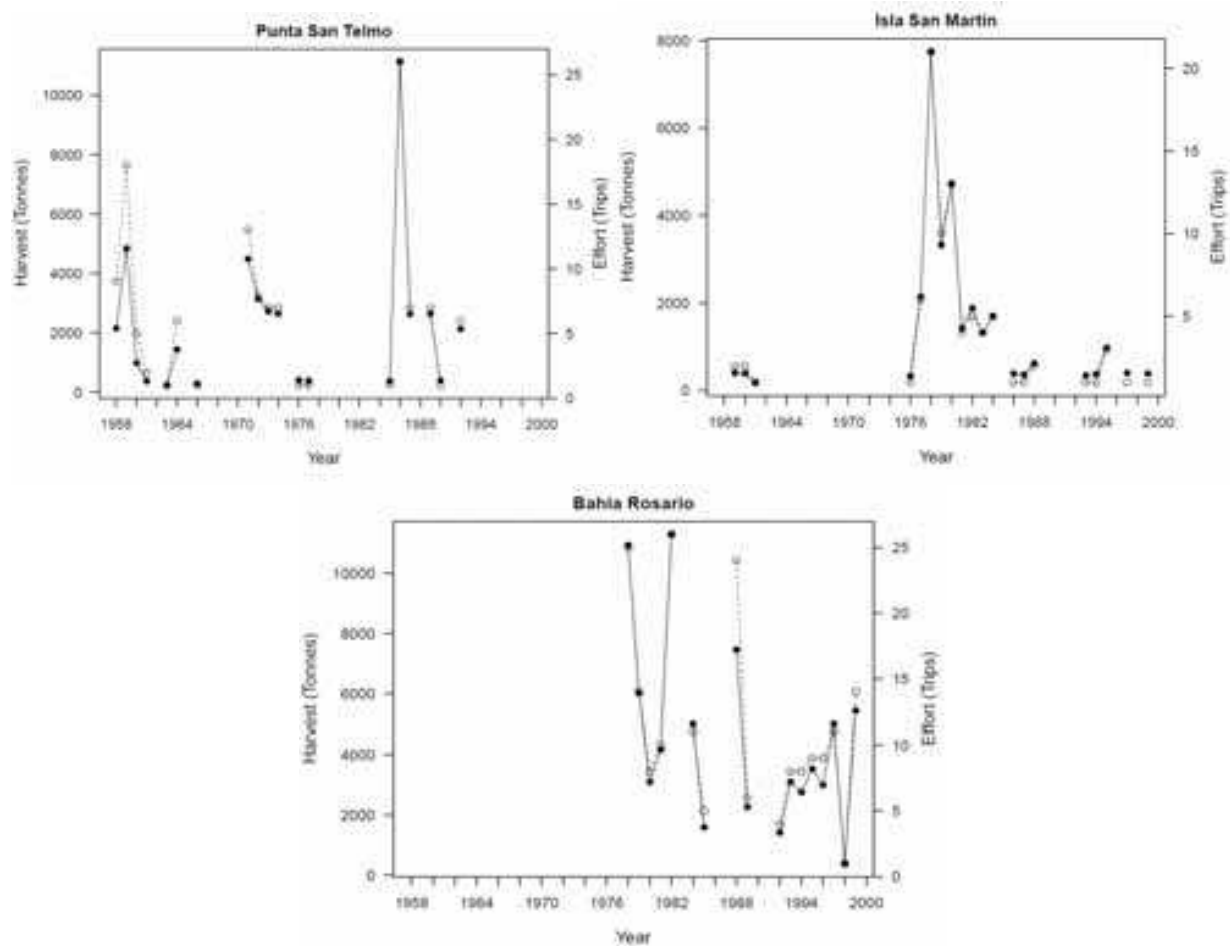


Fig. 5. Data series of harvest and effort of the *Macrocystis pyrifera* beds: Punta San Telmo, Isla San Martín and Bahía del Rosario. Harvest —●—, effort -○-.

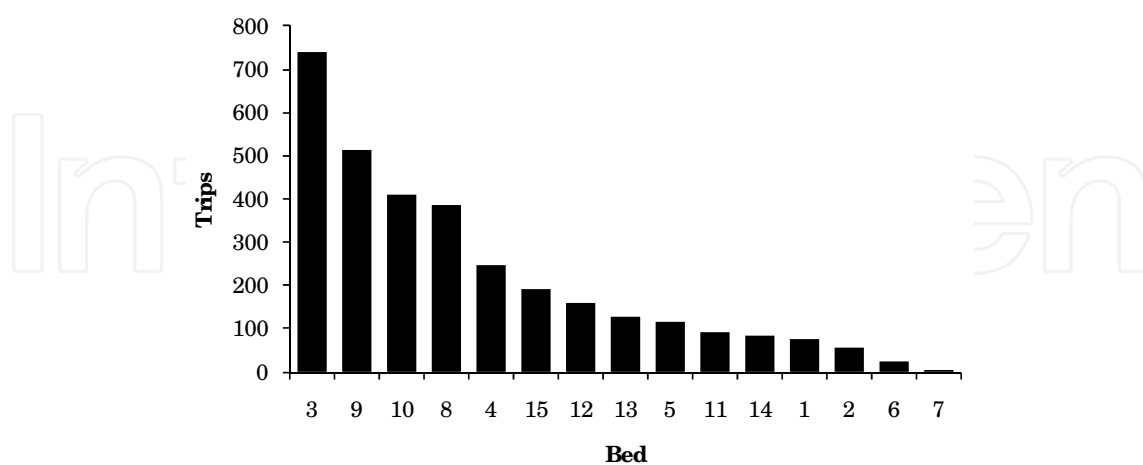


Fig. 6. Number total of trips in the beds: (01) Islas Coronados, (02) Playas de Tijuana, (03) Punta Mezquite, (04) Salsipuedes, (05) Isla Todos Santos, (06) San Miguel and El Sauzal, (07) Punta Banda, (08) Bahía de la Soledad, (09) Santo Tomás, (10) Punta China, (11) Punta San José, (12) Punta San Isidro, (13) Punta San Telmo, (14) Isla San Martín and (15) Bahía del Rosario.



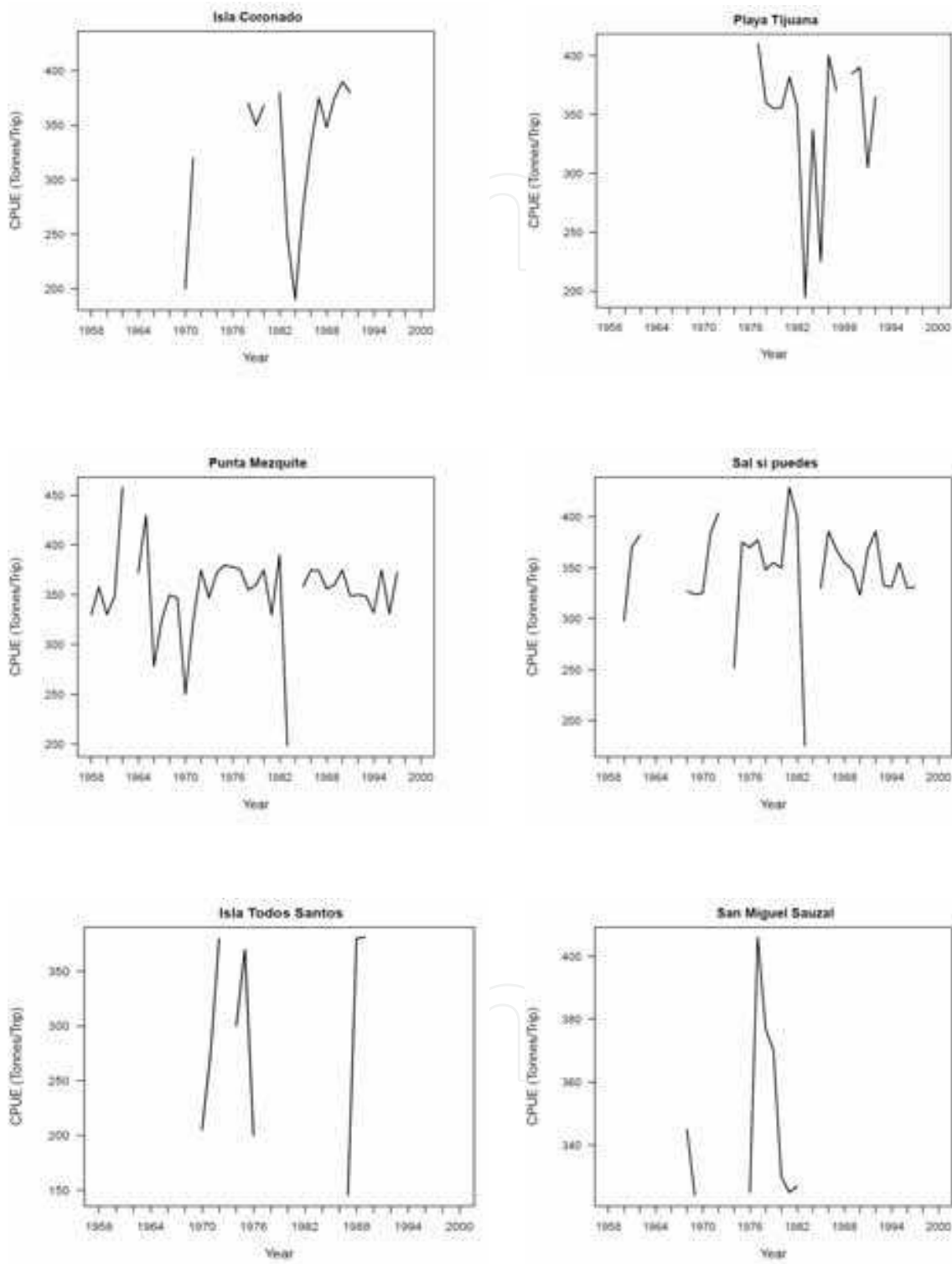


Fig. 7. Data series of harvest per unit effort (CPUE) of the *Macrocystis pyrifera* beds: Islas Coronados, Playas de Tijuana, Punta Mezquite, Salsipuedes, Isla Todos Santos and San Miguel y El Sauzal.

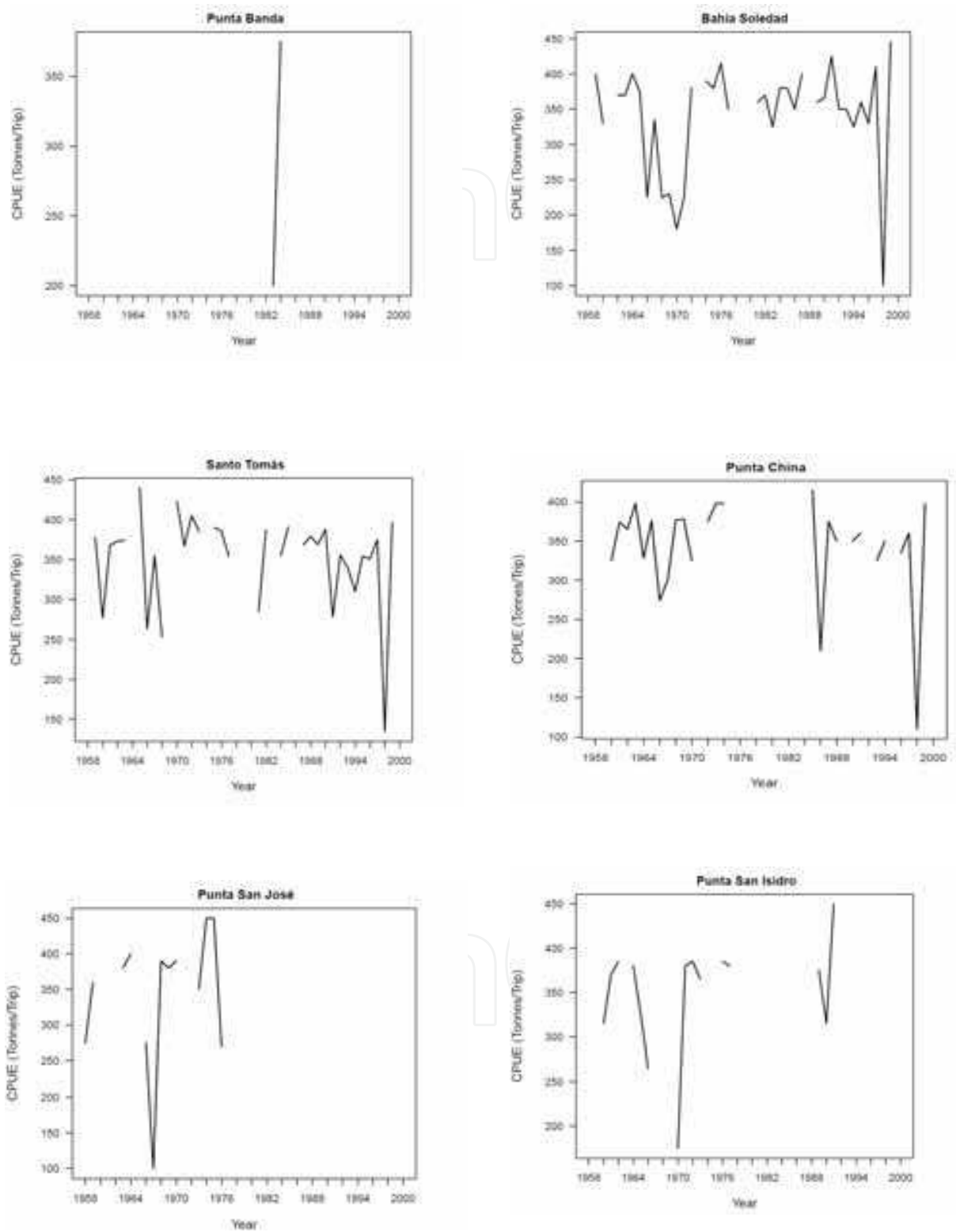


Fig. 8. Data series of harvest per unit effort (CPUE) of the *Macrocystis pyrifera* beds: Punta Banda, Bahía de la Soledad, Santo Tomás, Punta China, Punta San José and Punta San Isidro.

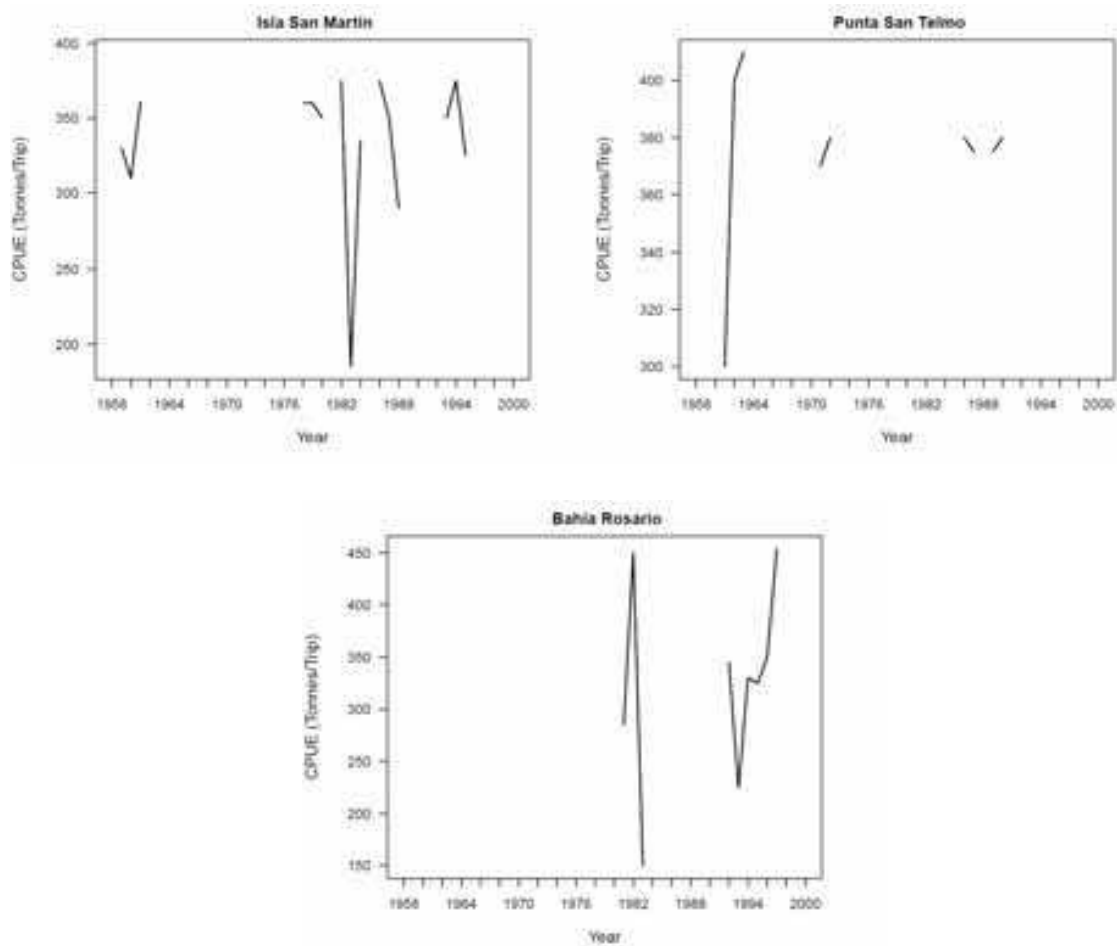


Fig. 9. Data series of harvest and effort of the *Macrocystis pyrifera* beds: Punta San Telmo, Isla San Martín and Bahía del Rosario.

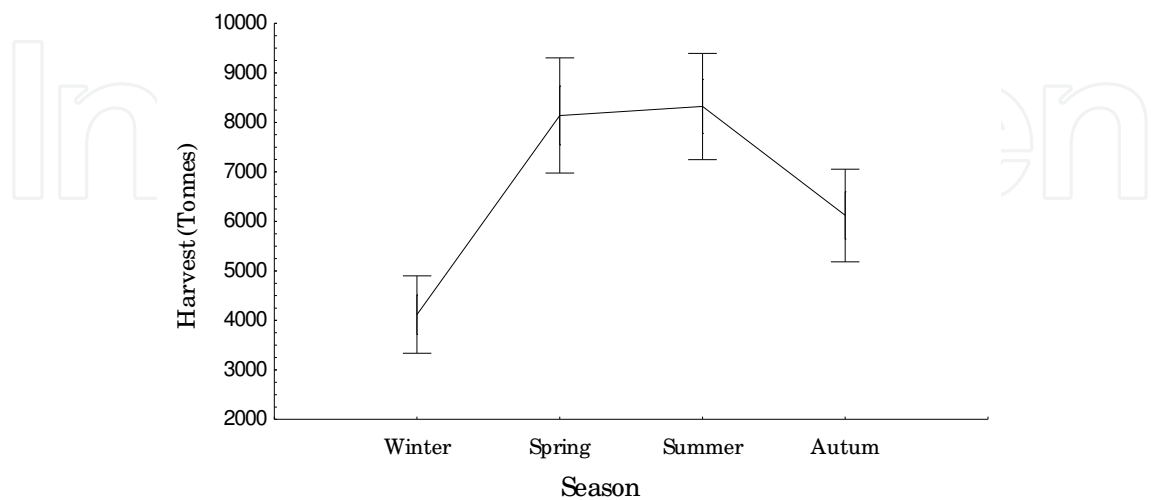


Fig. 10. Seasonal variation of the harvest of *Macrocystis pyrifera* in Baja California Peninsula. ± 2 SD.

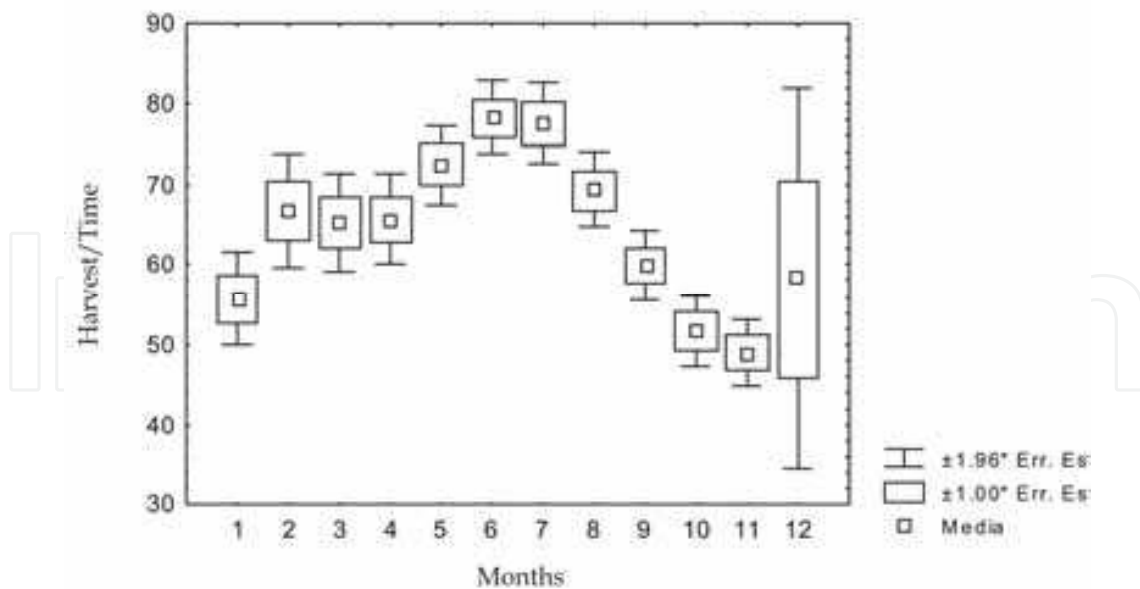


Fig. 11. Monthly average harvest per hour of *Macrocystis pyrifera* in the Baja California Peninsula for the period of 1993-1999.

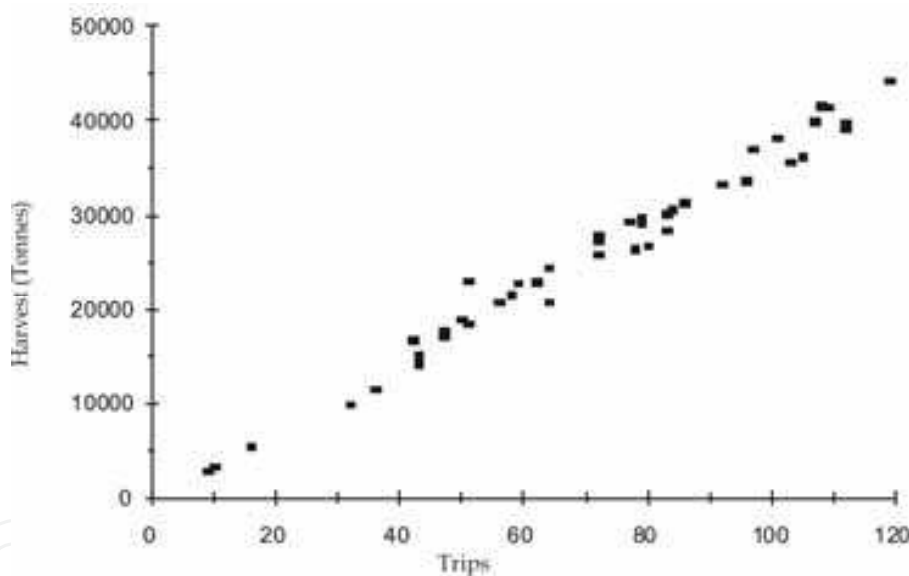


Fig. 12. Relationship of the harvest and effort (number of trips) of *Macrocystis pyrifera* for the period of 1956-1999.

The CPUE was used as indicator of abundance for *Gelidium robustum* a red seaweed that is harvested along in the west coast of the Baja California Peninsula from 1956 to the present. The unit of effort selected for this fishery was the fishing equipment (a boat with three fishermen) and the CPUE was expressed as harvest/ boat (Casas-Valdez et al., 2001). They used the CPUE to determine the relationship of the abundance of *Gelidium* with both temperature and upwelling. As an indicator of the abundance of *Macrocystis*, Tegner et al. (1996) compared data on the maximum canopy of the kelp forest and size of the annual harvest of *Macrocystis* for California, and they chose harvest size as the most useful data to relate to environmental variables. They pointed out that harvest size was a reflection of

changes in consumer demand, harvest productivity, and natural disturbances. They also noted that this variable has the advantage of integrating growth over a long period and has less subjectivity in its measurement.

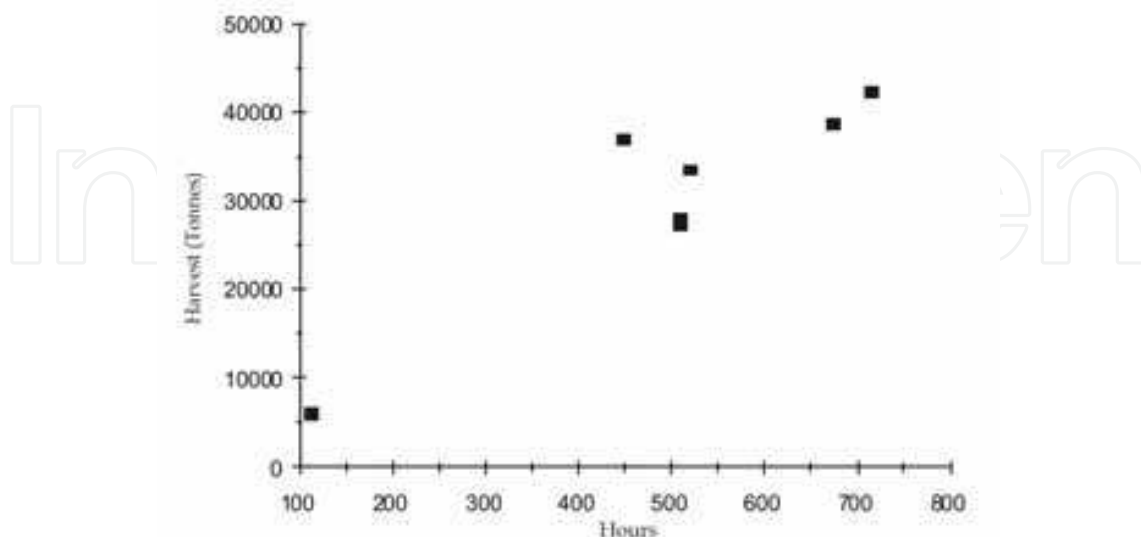


Fig. 13. Relationship of the harvest and effort (number of hours) of *Macrocyctis pyrifera* for the period of 1956-1999.

In our study, we considered that the CPUE shows the changes in the abundance of *Macrocyctis* better than only the harvest, because the size of the harvest varies according to the amount of effort used and not only as a function of the abundance. Furthermore, the use of the CPUE is cheaper than the use of aerial photography and field work to determine the variations in the abundance of this resource. Casas-Valdez et al. (2003) mentioned that the harvest/ trip is a reasonable indicator of the *Macrocyctis* abundance, because about 60% of the alga biomass is present in the surface canopy (North, 1968), and almost 95% of its production takes place in the first meter of the top of the water column, and the kelp is harvested at a maximum depth of 1.2 m. Furthermore the ship operations were the same at all beds and did not change over the study period. We considered that the harvest/ hour is a better indicator.

The surplus production models of Schaefer and Fox were used to assess the fishery condition of *Gelidium* off the Baja California Peninsula from 1985 to 1997. The results have shown that the resource is not overexploited (Casas-Valdez et al., 2005). In this study we tried to use these surplus models for the data of *Macrocyctis*, but the fit was not satisfactory. This occurred because an increased effort produced increased harvest. To fit these models, it is necessary to count, along with the catch, effort, and CPUE data, an ample range of fishing effort levels, preferably including those that correspond to the level of overexploitation in the curve (IATTC, 1999). The linear relation (correlation) found between the harvest and the effort used for the *Macrocyctis* fishery means that the fishery was in the eumetric growth segment of the curve of the Schaefer model and therefore it is possible to conclude that there have not been negative effects of the harvest on the resource. It is considered that the effort has not been increased, due to the fact that the demand for *Macrocyctis* has not been increased either. In fact, the harvest drastically decreased in 2005, when the principal company that was buying this kelp as raw material for the alginate production ceased buying it (Roberto Marcos com. pers.).

## 5. Conclusions

The *Macrocystis* fishery along the Mexican Pacific coast did not show signals of over exploitation due to increases in the effort corresponding to increases in the harvest, and the CPUE has been maintained almost constant since the beginning of the harvesting of this resource until now (2004), with the exception of the years when “El Niño” event was present.

Along the northwest coast of the Baja California Peninsula, the highest harvest of *Macrocystis* was found in spring and summer, when the greatest upwellings occur in agreement with high nutrient concentrations and lower temperatures.

The harvest per unit of effort (CPUE) was more stable in the beds where more effort was used, as in the beds at Punta Mezquite, Salsipuedes, Bahía de La Soledad, Santo Tomás and Punta China, whereas in the beds where less effort was used the CPUE was more variable.


## 6. Acknowledgment

Thanks to Productos del Pacifico, S. A. de C. V. for providing the data of harvest of *Macrocystis*. We really appreciate the adviser of Roberto Marcos Ramírez. Thanks to Dr. Ellis Glazier for editing this English-language text. Margarita Casas Valdez and Daniel Lluch Belda are fellows of COFAA-IPN and EDI-IPN.

## 7. References

- Anderson, T. (1972). *The Statistical Analysis of Time Series*. John Wiley & Sons, Inc. U.S.A.
- Casas-Valdez, M., Hernández-Carmona G., Torres-Villegas R. & Sánchez-Rodríguez, I. (1985). Evaluación de los mantos de *Macrocystis pyrifera* (sargazo gigante) en la Península de Baja California (verano de 1982), *Investigaciones Marinas CICIMAR*, Vol.2, No.1, (December 1985), pp. 1-17. ISSN 0186-5102.
- Casas-Valdez, M. (2001). Effect of the climatic variability on the abundance of *Macrocystis pyrifera* and *Gelidium robustum* in Mexico. Ph. D. Thesis. CICIMAR-IPN, 133 p. (August 2001)
- Casas-Valdez, M., Serviere-Zaragoza, E., Ortega-García, S., Lora-Sánchez, D. & Hernández-Guerrero, C. (2001). The harvest per unit effort (cpue) of *Gelidium robustum* along Baja California Peninsula and its relationship with temperature and upwelling. *Anales de la Escuela Nacional de Ciencias Biológicas*, Vol. 47, No.1, (January 2001), pp. 73-83. ISSN 0365-0946.
- Casas-Valdez, M., Serviere-Zaragoza, E., Lluch-Belda, D., Marcos-Ramírez, R. & Aguila-Ramírez, N. (2003). Effects of climatic change on the harvest of the kelp *Macrocystis pyrifera* at the Mexican Pacific coast. *Bulletin of Marine Science*, Vol.73, No.3, (September 2003), pp. 445-456. ISSN 007-4977.
- Casas-Valdez, M., Lluch-Belda, D., Ortega-García, S., Hernández-Vazquez, S., Serviere-Zaragoza, E. & Lora-Sánchez, D. (2005). Estimation of maximum sustainable yield of *Gelidium robustum* seaweed fishery in Mexico. *Journal of the Marine Biological Association of the United Kingdom*, Vol.85, (June 2005), pp. 775-778. ISSN 0025-3154.
- Corona, R. (1985). Estudio de la producción de *Macrocystis pyrifera* en la costa noroccidental de Baja California. Tesis de Licenciatura. Universidad Autónoma de Baja California, Ensenada, B. C. 57 p. (September 2005)
- Edwards, M. & Hernández-Carmona, G. (2005). Delayed recovery of giant kelp near its southern range limit in the North Pacific following El Niño. *Marine Biology*, Vol.147, pp. 273-279. (n.d) ISSN 0025-3162.

- González, J., Ibarra, S., & North, J (1991). Frond elongation rates of shallow water *Macrocystis pyrifera* (L.) Ag. in northern Baja California, Mexico. *Journal of Applied Phycology*, Vol.3, (June 1991). pp. 311-318. ISSN 0021-9010.
- Guzmán del Prío, S., De la Campa, S. & Granados, L. (1971). El sargazo gigante *Macrocystis pyrifera* y su explotación en Baja California. *Revista de la Sociedad Mexicana de Historia Natural*, Vol.32, (June 1971), pp. 15-49. ISSN 0370-7415.
- Hernández-Carmona, G., Rodríguez, E., Torres, R., Sánchez, I. & Vilchis, M. (1989a). Evaluación de los mantos de *Macrocystis pyrifera* (Phaeophyta, Laminariales) en Baja California, México. I. Invierno 1985-1986. *Ciencias Marinas*, Vol. 15, No.2, (June 1989), pp. 1-27. ISSN 0185-3880.
- Hernández-Carmona, G., Rodríguez, E., Torres, R., Sánchez, I., Vilchis, M. & García, O. (1989b). Evaluación de los mantos de *Macrocystis pyrifera* (Phaeophyta, Laminariales) en Baja California, México. II. Primavera 1986. *Ciencias Marinas*, Vol.15, No.4, (December 1989), pp. 117-140. ISSN 0185-3880
- Hernández-Carmona, G., Rodríguez, E., Casas-Valdez, M., R., Vilchis, M. & Sánchez, I. (1991). Evaluación de los mantos de *Macrocystis pyrifera* (Phaeophyta, Laminariales) en Baja California, México. III. Verano 1986 y variación estacional. *Ciencias Marinas*, Vol.17, No.4, (December 1991), pp. 121-145. ISSN 0185-3880
- Hernández-Carmona, G. (1996). Tasas de la elongación de frondas de *Macrocystis pyrifera* (L.) Ag. en Bahía Tortugas, Baja California Sur, México. *Ciencias Marinas*, Vol.22, No.1, (March 1996), pp. 57-72. ISSN 0185-3880
- Hernández-Carmona, G., Robledo, D. & Serviere, E. (2001). Effect of nutrient availability on *Macrocystis pyrifera* recruitment survival near its southern limit of Baja California. *Botanica Marina*, Vol.44, (May 2001), pp. 221-229. ISSN 0006-8055.
- IATTC. (1999). Annual Report of the Inter-American Tropical Tuna Commission, 1997. Annual Report IATTC, 310 p. (n.d)
- Ladah, B., Zertuche, J & Hernández-Carmona, G. (1999). Giant kelp (*Macrocystis pyrifera*, Phaeophyceae) recruitment near its southern limit in Baja California after mass disappearance during ENSO 1997-1998, *Journal of Phycology*, Vol.35, (December 1999), pp. 1106-1112. ISSN 0303-3910.
- Lynn, J & Simpson, J (1987). The California Current System: The Seasonal Variability of its Physical Characteristics. *Journal of Geophysical Research*, Vol.92, No.12, (December 1987), pp. 947-966. ISSN 0148-0227.
- North, J (1968). Concluding discussion. In North, J & Hubbs, L. (ed). *Utilization of kelp-bed resources in Southern California*. California Department Fish Game, Fish Bulletin, Vol.139, pp. 255-259. (n.d)
- Parés, A. & O'Brien, J (1989). The seasonal and interannual variability of the California Current system: A numerical model, *Journal of Geophysical Research*, Vol.94, (December 1989), pp. 3159-3180. ISSN 0148-0227.
- Tegner, M., & Dayton, P. (1987). El Niño effects on Southern California kelp forest communities. *Advances in Ecological Research*, Vol.17, pp. 243-279. (n.d) ISSN 065-2504.
- Tegner, M., Dayton, P., Edwards, B. & Riser, L. (1996). Is there evidence for long-term climatic change in Southern California kelp forest?, *CalCOFI Report*, Vol.37, pp. 111-126. (n.d) ISSN 0575-3317.
- Zimmerman, R. & Kremer, J (1986). *In situ* growth and chemical composition of the giant kelp *Macrocystis pyrifera*: response to temporal change in ambient nutrient availability. *Marine Ecology Progress Series*, Vol.27, (August 1986), pp. 277-285. ISSN 0171-8630.



## **Biomass - Detection, Production and Usage**

Edited by Dr. Darko Matovic

ISBN 978-953-307-492-4

Hard cover, 496 pages

**Publisher** InTech

**Published online** 09, September, 2011

**Published in print edition** September, 2011

Biomass has been an intimate companion of humans from the dawn of civilization to the present. Its use as food, energy source, body cover and as construction material established the key areas of biomass usage that extend to this day. Given the complexities of biomass as a source of multiple end products, this volume sheds new light to the whole spectrum of biomass related topics by highlighting the new and reviewing the existing methods of its detection, production and usage. We hope that the readers will find valuable information and exciting new material in its chapters.

### **How to reference**

In order to correctly reference this scholarly work, feel free to copy and paste the following:

Margarita Casas-Valdez, Elisa Serviere-Zaragoza and Daniel Lluch-Belda (2011). Temporal Changes in the Harvest of the Brown Algae *Macrocystis pyrifera* (Giant Kelp) along the Mexican Pacific Coast, *Biomass - Detection, Production and Usage*, Dr. Darko Matovic (Ed.), ISBN: 978-953-307-492-4, InTech, Available from: <http://www.intechopen.com/books/biomass-detection-production-and-usage/temporal-changes-in-the-harvest-of-the-brown-algae-macrocystis-pyrifera-giant-kelp-along-the-mexican>

**INTECH**  
open science | open minds

### **InTech Europe**

University Campus STeP Ri  
Slavka Krautzeka 83/A  
51000 Rijeka, Croatia  
Phone: +385 (51) 770 447  
Fax: +385 (51) 686 166  
[www.intechopen.com](http://www.intechopen.com)

### **InTech China**

Unit 405, Office Block, Hotel Equatorial Shanghai  
No.65, Yan An Road (West), Shanghai, 200040, China  
中国上海市延安西路65号上海国际贵都大饭店办公楼405单元  
Phone: +86-21-62489820  
Fax: +86-21-62489821



© 2011 The Author(s). Licensee IntechOpen. This chapter is distributed under the terms of the [Creative Commons Attribution-NonCommercial-ShareAlike-3.0 License](#), which permits use, distribution and reproduction for non-commercial purposes, provided the original is properly cited and derivative works building on this content are distributed under the same license.

IntechOpen

IntechOpen