

We are IntechOpen, the world's leading publisher of Open Access books Built by scientists, for scientists

4,800

Open access books available

122,000

International authors and editors

135M

Downloads

Our authors are among the

154

Countries delivered to

TOP 1%

most cited scientists

12.2%

Contributors from top 500 universities



WEB OF SCIENCE™

Selection of our books indexed in the Book Citation Index
in Web of Science™ Core Collection (BKCI)

Interested in publishing with us?
Contact book.department@intechopen.com

Numbers displayed above are based on latest data collected.

For more information visit www.intechopen.com



Effect of the Presence of Substituted Urea and also Ammonia as Nitrogen Source in Cultivated Medium on *Chlorella's* Lipid Content

Anondho Wijanarko

Department of Chemical Engineering, Universitas Indonesia,
Jalan Prof. Fuad Hasan, Kampus UI,
Indonesia

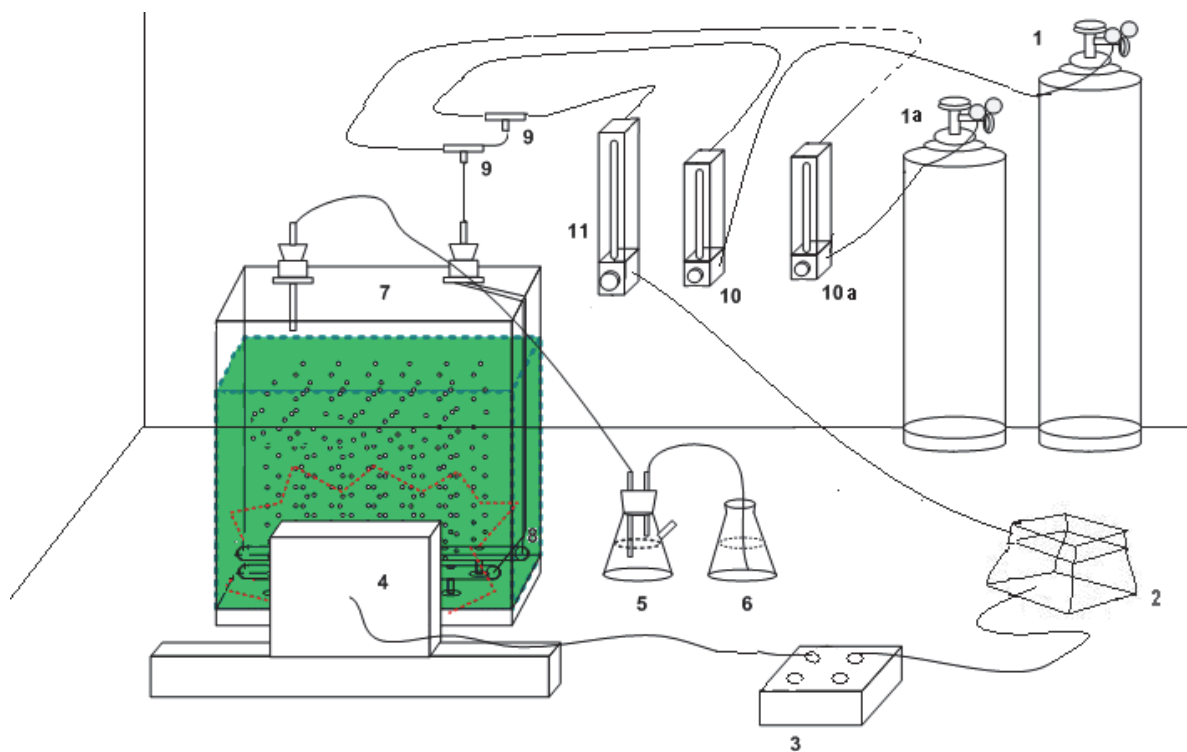
1. Introduction

Global warming has become one of the most serious environment problems. The main cause of this is because of the increasing of CO₂ level in the atmosphere. In recent years, many attempts have been done to reduce the quantity of CO₂ in the atmosphere. Studies on photosynthesis, CO₂ fixation and utilization of micro algae biomass has been carried out. Similar to another *Chlorella* strain, *Chlorella vulgaris* Buitenzorg is known widely of its high valued potential substances such as chlorophyll, CGF, carotene, and protein, and it can be used as potential biomass albeit the function of CO₂ fixation and also possible content long chain un-saturated fatty acid potencies biodiesel as a renewable fuel stock. These characteristics suggest that *Chlorella* is potential for removal and utilization of CO₂ to minimize the accumulation carbon dioxide emitted from industrial plant as a solution to GHG problem.

For its growth, CO₂ that was also enriched by a little content of unburned hydro carbon (PAH), NO_x, SO_x, CO in flue gas (Wijanarko & Dianursanti, 2009; Dianursanti et al, 2010), *Chlorella* needs light energy that was converted to chemical energy in the form of ATP to be used in photosynthesis, metabolism, growth and cell division. It also need substrates such bi-phosphoric salt as phosphor source that was functioned in phosphoric linkage of RNA and DNA structure; urea, nitrate salt or mono ethanol amine as nitrogen source that is an important factor for protein synthesis and cellular growth (Ohtaguchi & Wijanarko, 2002). Based on previous work using *Chlorella*, this work uses a large flat surface photo bioreactors as a part of scale up design for large scale biomass production by using NO_x enriched flue gas utilization as carbon source and also using ammonia or urea as substitution nitrate salt content in its substrate medium as simulated waste contaminated water.

2. Materials & methods

Chlorella vulgaris Buitenzorg is taken from Depok Fresh Water Fishery Research Center that was grown in Benneck medium. This strain grows in 18.0 dm³ of culture medium in bubble column photo bioreactor that have sizing of (38.5 cm x 10 cm x 60 cm). Experimental apparatus used in the experiment is shown on **Figure 1**.



1. CO₂ storage bomb; 1a. N₂O storage bomb; 2. Air blower; 3. Electric switch; 4. Light source; 5. CO₂ trapped erlenmeyer; 6. CO₂ Erlenmeyer discharge; 7. Flat bubble column photo – bioreactor; 8. Gas bubbler; 9. T – Septum; 10. CO₂ flow-meter; 10a. N₂O flow-meter; 11. Air Flow – meter.

Fig. 1. Experimental apparatus

Conditions were defined as following. Temperature (T) was set at 29.0 °C (302 K), Pressure (P) was set at ambient pressure (1 atm.; 101 kPa), Light intensity (I) was set at 3.0 Klx, superficial gas velocity (U_G) was set at 15.7 m/h and CO₂ concentration (y_{CO_2i}) in blown bubble air was set around 5.0%. Before cultivation, this strain was grown with pre-culture condition that was set by blowing bubble fresh air with U_G 1.0 vvm with similar operation condition. These photo bioreactors are illuminated by 4 (four) lamps [*Philips Halogen lamp 20W/12V/50Hz*].

Culture biomass content (OD₆₀₀ method) was measured at 600 nm using UV-Vis Spectrophotometer (Labo-Med Inc.); Ammonia was measured at 425 nm using Spectrofotometer and calculated by Nessler method; Lipid content is analysis by Bligh-Dyer Method [Manirakizal et al, 2001]; extracted fatty acid content is analyzed using GCMS; protein was measured by Lowry method; elemental analysis is done by XRD and CHNS analyzer; CO₂ inlet and outlet is measured using TCD Gas Chromatography; Chlorophyll a and carotene contents are assayed and calculated by pigment assay procedure (Richmond, 2004; Wijanarko et al, 2006a, 2006b).

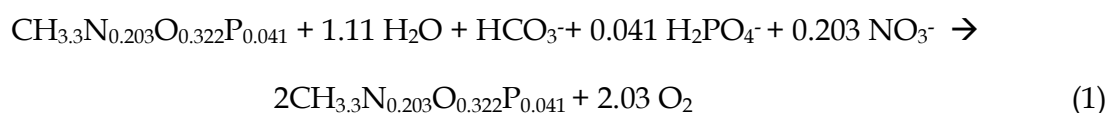
3. Results & discussion

For industrial application purposes, utilization of waste water that was analyzed rich of nitrogen source such as urea CO (NH₂)₂, ammonia NH₃ or other excess nitrogen substance

make biomass production more economically and important cause of a prediction of it's biomass contain more un-saturated fatty acid.

Figure 2 tend a determination of proper diluted nitrogen nutrients for *Chlorella* growth that it varied into control experiment that existed at the Benneck Medium (500 mg/L NaNO₃), deficiency diluted nitrogen (250 mg/L NaNO₃), excess diluted nitrogen (750 mg/L NaNO₃), and different diluted nitrogen sources (500 mg/L CO (NH₂)₂). At excess diluted nitrogen source that was shown at medium content 750 mg/L NaNO₃ and 500 mg/L CO (NH₂)₂, *Chlorella*'s growth result tend lower although growth result in medium content urea more higher than result on excess nitrate salt.

Based on our previous result that was known CH_{3.3}N_{0.203}O_{0.322}P_{0.041} as biomass compound and was constructed from elemental analysis result of dry biomass of *Chlorella vulgaris* Buitenzorg, in presence of nitrate salt in cultivation media, whole chemical reaction of biomass cultivation (Dianursanti et al, 2010) could be shown as below:



Meanwhile, in case of presence of different diluted nitrogen sources such as CO(NH₂)₂, whole chemical reaction of biomass cultivation could be changed as below:

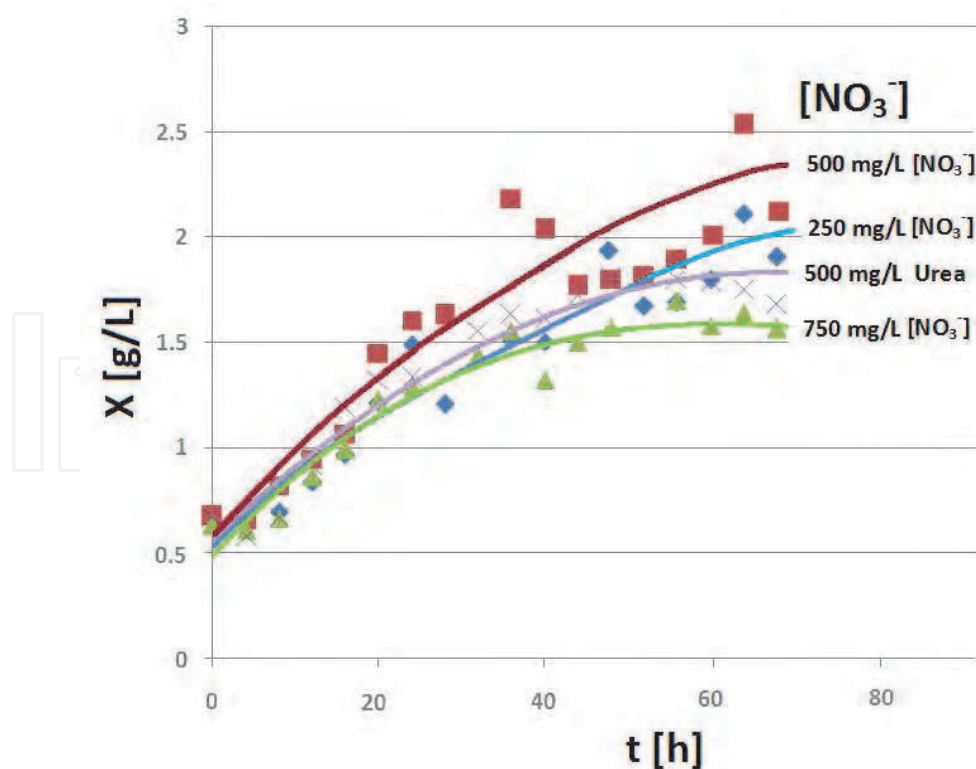
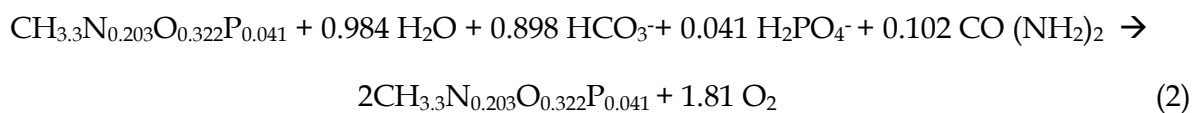


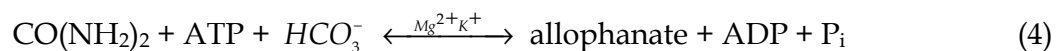
Fig. 2. Effect of composition nitrogen source on *Chlorella*'s growth at beginning 72 hours cultivation

It could be understood, presence of 500 mg/L CO (NH₂)₂ that was equivalent to two times concentration compare to diluted nitrate salt in cultivation media making nitrogen source concentration excess around 40% and then it change to form ammonium ion that was easily and freely to metabolize for making essential amino acid, protein and chlorophyll, cause of intracellular conversion of urea could be change to ammonium ion easily using urease (urea amidohydrolase) or urea amidolyase that was reacted together with ATP. Both of enzymes was commonly present in unicellular algae (Leftley & Syrett, 1973).

urea amidohydrolase pathway

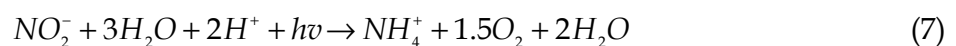
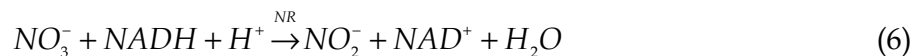


urea amidolyase pathway



In case of nitrate assimilate reaction, intercellular conversion of nitrate ion was performed via nitrate reduction pathway need NADH that was also needed for intracellular lipid, protein and chlorophyll formation and it directly influence to cellular growth.

Nitrate Reduction pathway



Meanwhile, excess of intracellular ammonium ion or ammonia could be inhibited formation ATP in chloroplast [9] and it could be understood that optimum condition for *Chlorella's* growth was around 500 mg/L NaNO₃ that existed at the Benneck Medium. This phenomenon could be impressed that *Chlorella's* growth was followed substrate activation and inhibition model (Sallisbury & Ross, 1992).

Determination of proper diluted nitrogen nutrients for *Chlorella* growth shown that diluted nitrogen concentration in the Benneck medium (control) there is the most optimal nutrition to produce lipids up to 0.42 g / g biomass for biodiesel utilizing purpose [Figure 3].

Cause of intracellular conversion of urea could be change to ammonium ion more easily using both of intracellular algal's urease (urea amidohydrolase) or urea amidolyase, it could be understood why algal's lipid content of alga that was cultivated in diluted urea tend more high [0.3 g/g biomass] at beginning and hereafter shown relatively constant. Urea metabolism was not consumed NADH which was also necessary for intracellular lipid formation. In the meantime, composition of diluted nitrate ion as nitrogen source, at excess diluted nitrogen source that was shown at medium content 750 mg/L NaNO₃, algal's cellular produce lipid up to 0.40 g/g biomass but similar to experimental result that was held by Yanqun, as consequence of substrate activation and inhibition growth model, this lipid formation could be happen only at stationer phase of cellular growth (Bailey & Ollis, 1986).

Although cellular growth was decrease around 30%, presence of urea as nitrogen source, diluted urea in cultivation media is the most appropriate nutrients to produce protein until

it reaches 0.54 g / g biomass [Figure 4]. This protein content is attractive for food supplement development purpose and it was around one and half times increasing compare to result on control experiment. The evidence of intracellular protein formation was closed similar to the reason of lipid formation. Urea metabolism was not consumed NADH which was also necessary for intracellular protein formation and produced ammonium was easily to metabolize for making essential amino acid and also protein (Leftley & Syrett, 1973; Sallisbury & Ross, 1992)

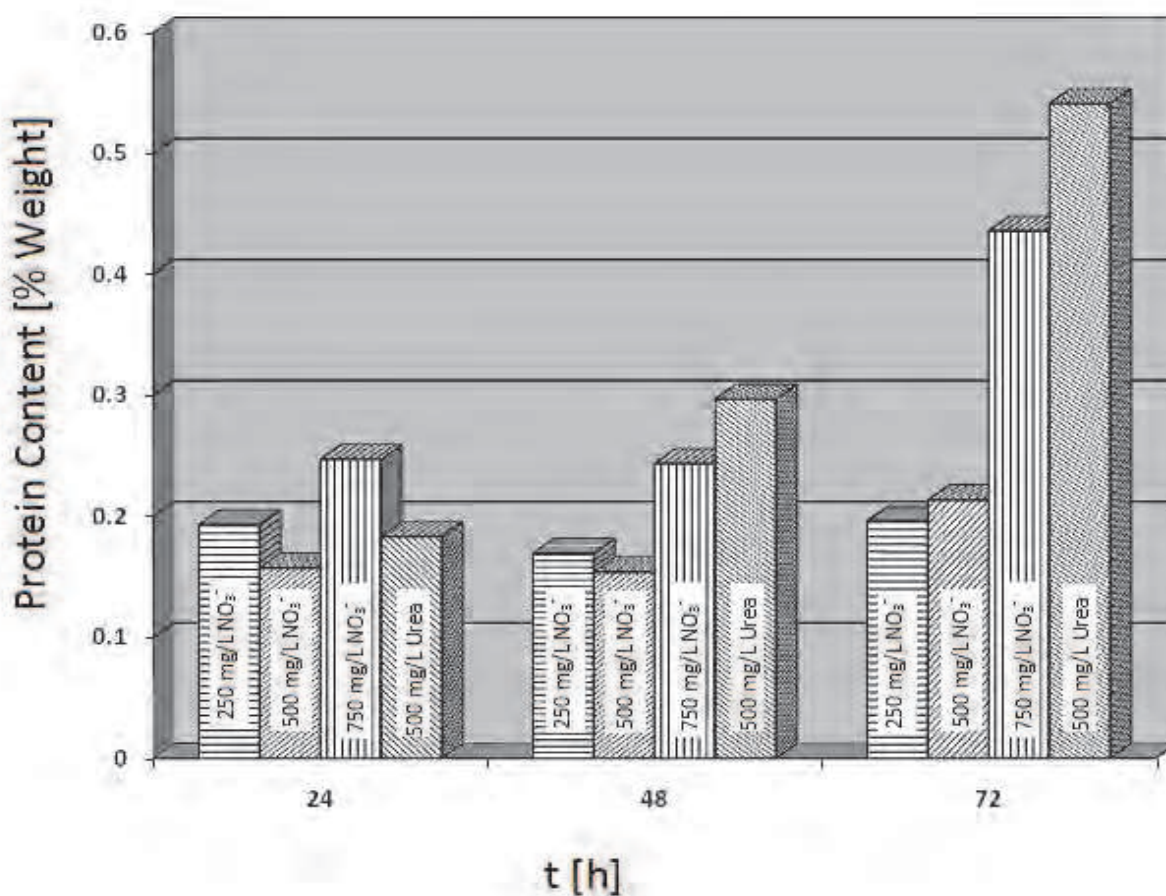


Fig. 3. Effect of composition nitrogen source on *Chlorella*'s lipid content at beginning 72 hours cultivation

Whereas, in excess diluted nitrogen (750 mg/L NaNO₃), cell growth produced relatively high protein content on its intracellular around 0.24 g / g biomass at the beginning and increasing to 0.43 g / g biomass at 72 h cultivation and it was closed to result in media contain urea as nitrogen source [Figure 5]. Cause of growth relatively lower than both of control experiment that existed at the Benneck Medium (500 mg/L NaNO₃) and deficiency diluted nitrogen (250 mg/L NaNO₃), increasing of ammonium as conversion produced of excess nitrate via nitrate reduction pathway, together with carbon metabolite product spontaneously could be metabolize for making essential amino acid and then also protein (Sallisbury & Ross, 1992).

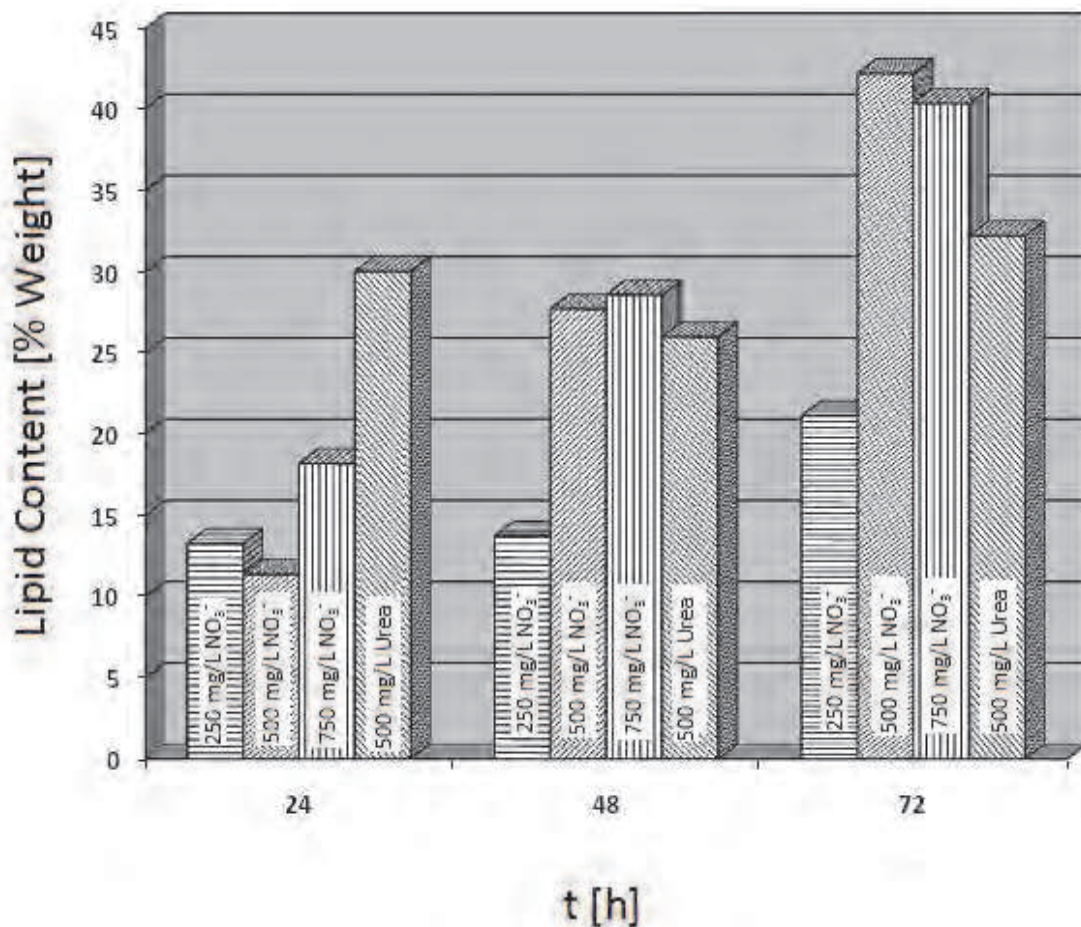


Fig. 4. Effect of composition nitrogen source on *Chlorella*'s protein content at beginning 72 hours cultivation

Furthermore, medium that excess diluted nitrogen is the most appropriate nutrients to produce chlorophyll and it reach 4.9 g/100g biomass at beginning 48 hours [Figure 6]. Similar to explanation in above, increasing of ammonium as conversion product from media contain excess nitrate via nitrate reduction pathway, beside making essential amino acid and then also protein, together with carbon metabolite product spontaneously could be metabolize for intracellular chlorophyll (Sallisbury & Ross, 1992). Meanwhile, presence of urea as nitrogen source, as consequence of its high cellular protein producing, algal's growth produce small amount of cellular chlorophyll.

Henceforth, presence of urea as nitrogen source, drastically change intracellular fatty acid content [Table 1]. It is shown that presence of urea as substitution species of nitrate salt in Benneck medium, was converted fatty acid C₁₆ species (around 30.4 % C₁₆ in Benneck) to be fatty acid C₁₈ species significantly (around 77.0 % C₁₈ in presence of urea) that was guessed by presence of additional carbonyl group in urea structure that was already absorbed into cytoplasm and carry out in cellular metabolizing and converting significantly 16:0 fatty acid to be 18:0 fatty acid and also other species un-significantly 18:1, 18:2 fatty acids.

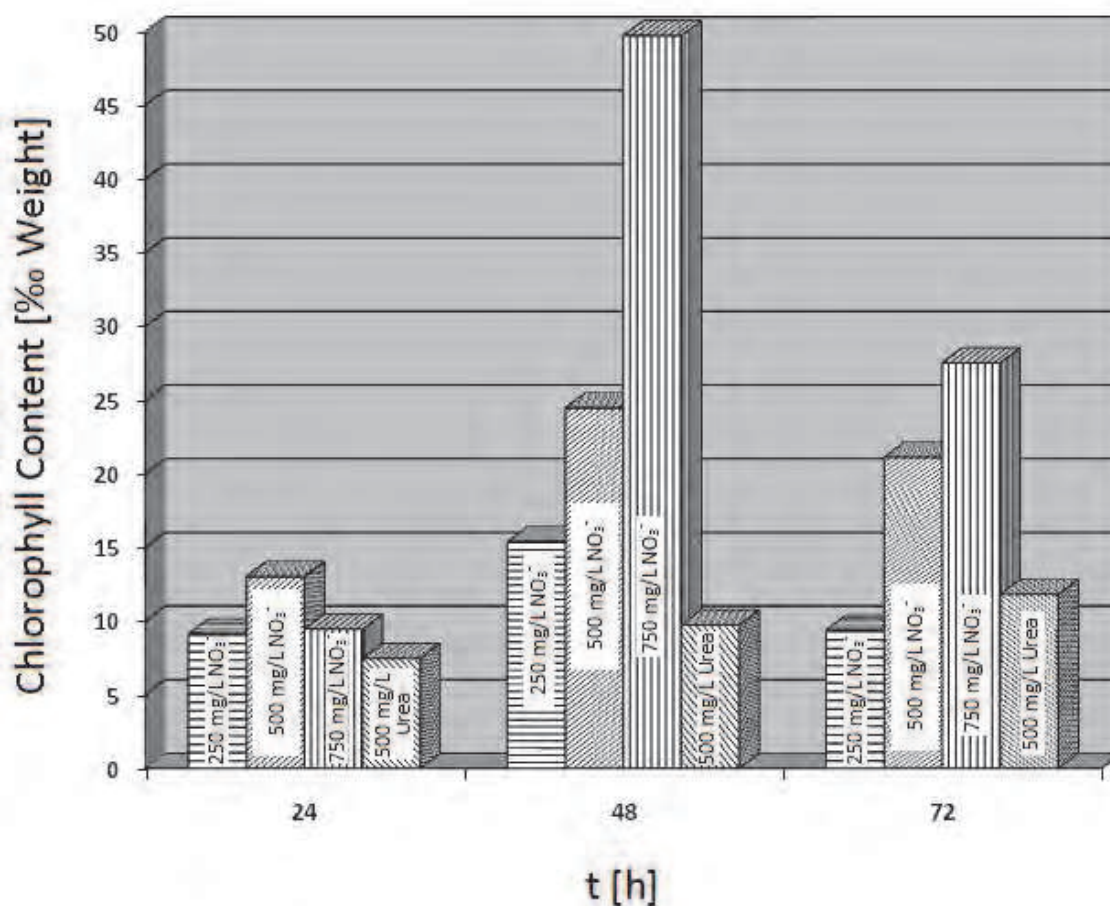


Fig. 5. Effect of composition nitrogen source on *Chlorella's* chlorophyll content at beginning 72 hours cultivation

Fatty Acid	% Content	
	Appropriate diluted Nitrate Salt (Benneck)	Diluted Urea Media
08 : 0	0.48	0.65
12 : 0	5.50	4.93
14 : 0	3.15	8.60
16 : 0	30.04	0.55
16 : 1	0.33	1.63
18 : 0	9.53	18.04
18 : 1	34.23	40.91
18 : 2	16.74	18.04
20 : 0	0.0	0.60

Table 1. *Chlorella's* fatty acid content that was cultivated in media contain urea or nitrate salt as nitrogen source.

Determination of proper ammonia nutrients from diluted domestic waste water by 1 : 15 for *Chlorella* growth and compare to appropriate nitrate ion concentration in the Benneck medium (control, 500 mg/L NaNO₃) was shown in **Figure 6**. This diluted domestic waste water contain 4.7 mg/L NH₃, 330.8 Chemical Oxygen Demand, 78.8 mg/L phosphate salt and pH 8.67. This comparison was done for elaborate effect of substitution nitrate salt in cultivation media with more cheaply and acceptable consumed chemical substance which was contained in waste water such as ammonia to maximize producing of cellular lipids for biodiesel development purpose.

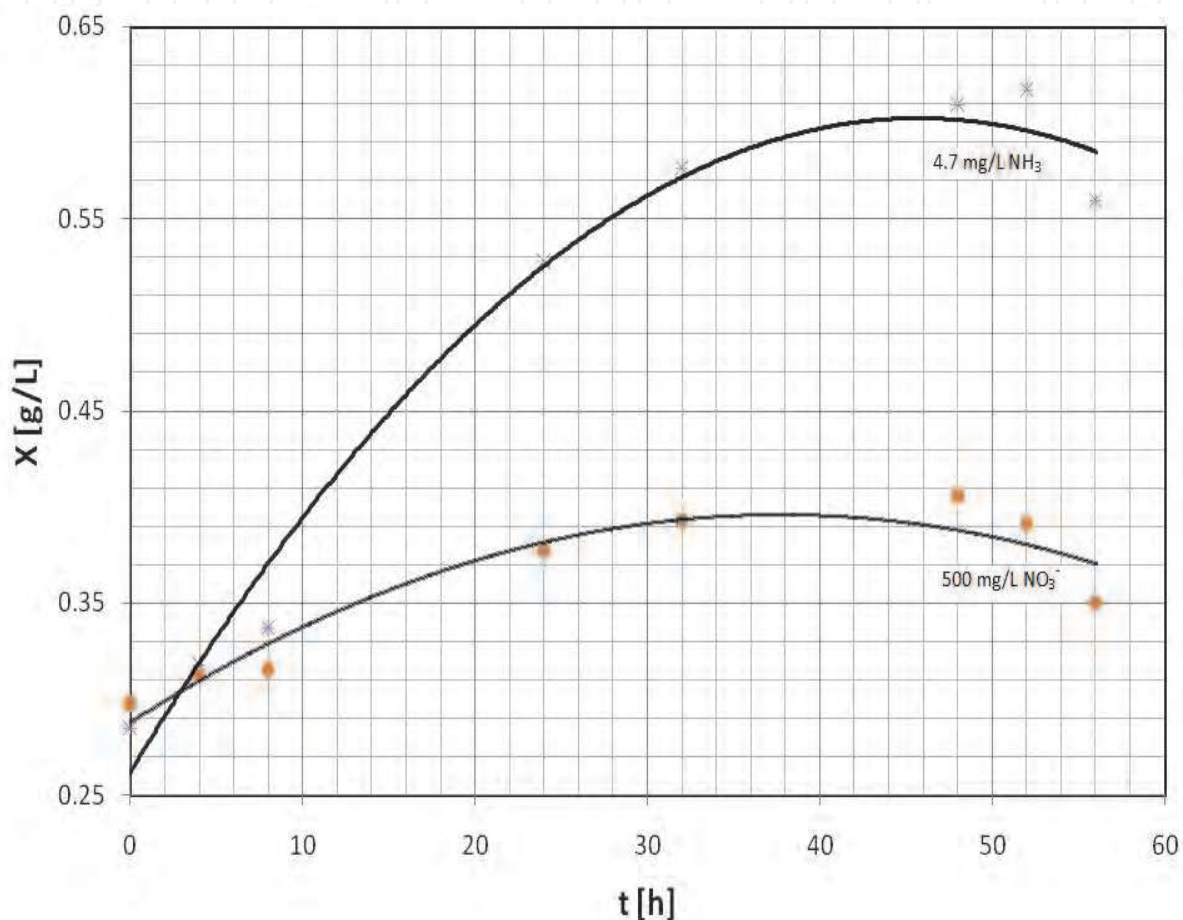


Fig. 6. Effect of replacement diluted domestic waste water 1 : 15 which contained NH₃ as nitrogen source on *Chlorella*'s growth at beginning 56 hours cultivation

At diluted domestic waste water that was measured 4.7 mg/L NH₃ as nitrogen source shown that *Chlorella*'s growth result tend near 60% higher than cultivated biomass production in commonly growth media contained appropriate nitrate salt content. It could be understood, in diluted waste water, contained ammonium ion could be directly metabolized for making essential amino acid, protein and chlorophyll that directly related to microbial growth. Composition of free ammonia and ammonium ion in diluted waste water was found 1.05 and 3.65 g/L, as a notification, presence free ammonia could be inhibited cellular growth. Although free ammonia in cultivation media was inhibited algal's growth but in this waste water, presence only 1.05 g/L free ammonia and it was lower than *Chlorella*'s tolerance limit that was found around 6 g/L free ammonia (Strauss et al, 2010).

Compare to intercellular growth in nitrate salt contained media that must be converted to ammonium species at beginning step, presence of ammonium ion in this waste water make it more quickly utilized and of course increasing its biomass production significantly. This phenomenon was similar to previous result on cellular growth of *Chlorella pyrenosoide* which was already done (Ogbonna & Tanaka, 1996). During 48 hours hours cultivation in waste water, ammonia could be decreased to 1.6 mg/L and it is around 66% ammonia nitrogen removal. Furthermore, intracellular lipid formation in algal's growth in waste water, was un-significantly higher than in appropriate nitrate content in Benneck media. **Table 2** shown that change nitrate salt to ammonia as nitrogen source could be increased around 15% in algal's lipid formation. Beside it, chlorophyll formation was also increasing significantly, it was around 55% increasing.

Media	Lipid Content (% weight)	Chlorophyll content (mg/L)
Diluted waste water	57.1	12.1
Benneck	48.7	7.8

Table 2. *Chlorella*'s fatty acid content that was cultivated in diluted waste water and Benneck media

Finally, as a conclusion remarks, compare to result on utilization urea as nitrogen source, substitution nitrate salt in cultivation media with ammonia that was more cheaply cause it presence in domestic waste water, is more significantly for maximizing producing of cellular lipids for biodiesel development purpose.

4. Conclusion


For biodiesel utilizing purpose, diluted nitrogen concentration in the Benneck medium (control) is the most optimal nutrition to produce lipids up to 0.42 g / g biomass. In another case, although cellular growth was decreased around 30%, presence of urea as substituted nitrogen source is the most appropriate nutrients to produce protein up to 0.54 g / g biomass that is necessary for food supplement purpose. Beside that, for producing chlorophyll, medium that excess diluted nitrogen is the most appropriate nutrients to reach up to 49 ‰ weight. Furthermore, presence of urea, drastically change intracellular fatty acid content and it is shown that presence of urea as substitution species of nitrate salt in Benneck medium, was converted fatty acid C₁₆ species (around 30.4 % C₁₆ in Benneck) to be fatty acid C₁₈ species significantly (around 77.0 % C₁₈ in presence of urea) that was guessed by presence of additional carbonyl group in urea structure that was already absorbed into cytoplasm and carry out in cellular metabolizing. Finally, compared to result on utilization urea as nitrogen source, substitution nitrate salt in cultivation media with ammonia which was used to minimizing operation cost cause it more cheaply and commonly presence in domestic waste water. Utilization of ammonia for maximizing producing of biomass and cellular lipids is more interesting for biodiesel development purpose. It makes around 55 - 60 % increasing in both *Chlorella*'s growth and cellular lipid formation.

5. Acknowledgement

The author would like to thanks to Dianursanti, Fadli Yusandi and Fitri Kurniati for their technical assistance.

6. References

- Wijanarko, A. & Dianursanti. 2009. Simulated flue gas fixation for large-scale biomass production of *Chlorella vulgaris* Buitenzorg. *International Journal for Algae*, 11: 351-358
- Dianursanti; Nasikin, M. & Wijanarko, A. 2010. NOx enriched flue gas fixation for biomass production of *Chlorella vulgaris* Buitenzorg. *Asian Journal of Chemical Engineering*, 10: 24-30
- Ohtaguchi, K. and Wijanarko, A. 2002. Elevation of the efficiency of cyanobacterial carbon dioxide removal by mono ethanol amine solution. *Technology*, 8: 267 - 286
- Manirakizal, P.; Covaci, A. & Schepens, P. 2001. Comparative Study on Total Lipid Determination using Soxhlet, Roese Gottlieb, Bligh Dyer, and Modified Bligh Dyer Extraction Method. *Journal of Food Composition and Analysis*, 14: 93 - 100
- Richmond A. [Ed.]. 2004. *Handbook of Microalgal Culture: Biotechnology and Applied Phycology*. Jhon Wiley & Son, New York: 40 - 54
- Wijanarko, A.; Dianursanti; Heidi; Soemantojo, R W. and Ohtaguchi, K. 2006. Effect of Light Illumination alteration on *Chlorella vulgaris* Buitenzorg's CO₂ fixation in bubble column photobioreactor. *International Journal for Algae*, 8: 53-60
- Wijanarko, A.; Dianursanti; Gozan, M.; Andika, S. M. K.; Widiastuti, P.; Hermansyah, H.; Witarto, A. B.; Asami, K.; Soemantojo, R. W.; Ohtaguchi, K. & Song, S. K. 2006. Enhancement of carbon dioxide fixation by alteration of illumination during *Chlorella vulgaris* Buitenzorg's growth. *Biotechnology and Bioprocess Engineering*, 11: 484-488
- Leftley, J.W. & Syrett, P.J. (1973). Urease and ATP: Urea Amidolyase Activity in Unicellular Algae. *Journal of General Microbiology*, 77: 109-115
- Salisbury, F. B. & Ross. C. W. (1992). *Plant Physiology*, 4th ed., Wadsworth Publishing Co., Colorado
- Bailey, J. E. & Ollis, D. F. (1986). *Biochemical Engineering Fundamentals*, 2nd Ed., McGraw Hill Book Co., Singapore
- Yanqun, L.; Horsman, M.; Wang, B.; Wu, N. & Lan, C. Q. (2008). Effects of nitrogen sources on cell growth and lipid accumulation of green alga *Neochloris oleoabundans*. *Applied Microbiology and Biotechnology*, 81, pp:629-636
- Strauss, M.; Larmie, S. A. & Montenegro, H. A. (2010). Treating Faecal Sludges in Ponds. Available from: www.eawag.ch/forschung/sandec/.../treating_FS_in_Ponds_Strauss_IWA.pdf
- Ogbonna, J. C. & Tanaka, H. (1996). Night biomass loss and changes in biochemical composition of cells during light/dark cycle culture of *Chlorella pyrenesoides*. *Journal of Fermentation and Bioengineering*, 82: 558 - 564



Progress in Biomass and Bioenergy Production

Edited by Dr. Shahid Shaukat

ISBN 978-953-307-491-7

Hard cover, 444 pages

Publisher InTech

Published online 27, July, 2011

Published in print edition July, 2011

Alternative energy sources have become a hot topic in recent years. The supply of fossil fuel, which provides about 95 percent of total energy demand today, will eventually run out in a few decades. By contrast, biomass and biofuel have the potential to become one of the major global primary energy source along with other alternate energy sources in the years to come. A wide variety of biomass conversion options with different performance characteristics exists. The goal of this book is to provide the readers with current state of art about biomass and bioenergy production and some other environmental technologies such as Wastewater treatment, Biosorption and Bio-economics. Organized around providing recent methodology, current state of modelling and techniques of parameter estimation in gasification process are presented at length. As such, this volume can be used by undergraduate and graduate students as a reference book and by the researchers and environmental engineers for reviewing the current state of knowledge on biomass and bioenergy production, biosorption and wastewater treatment.

How to reference

In order to correctly reference this scholarly work, feel free to copy and paste the following:

Anondho Wijanarko (2011). Effect of the Presence Of Substituted Urea and Also Ammonia as Nitrogen Source in Cultivated Medium on Chlorella Lipid Content, Progress in Biomass and Bioenergy Production, Dr. Shahid Shaukat (Ed.), ISBN: 978-953-307-491-7, InTech, Available from: <http://www.intechopen.com/books/progress-in-biomass-and-bioenergy-production/effect-of-the-presence-of-substituted-urea-and-also-ammonia-as-nitrogen-source-in-cultivated-medium-o>

INTECH
open science | open minds

InTech Europe

University Campus STeP Ri
Slavka Krautzeka 83/A
51000 Rijeka, Croatia
Phone: +385 (51) 770 447
Fax: +385 (51) 686 166
www.intechopen.com

InTech China

Unit 405, Office Block, Hotel Equatorial Shanghai
No.65, Yan An Road (West), Shanghai, 200040, China
中国上海市延安西路65号上海国际贵都大饭店办公楼405单元
Phone: +86-21-62489820
Fax: +86-21-62489821

© 2011 The Author(s). Licensee IntechOpen. This chapter is distributed under the terms of the [Creative Commons Attribution-NonCommercial-ShareAlike-3.0 License](#), which permits use, distribution and reproduction for non-commercial purposes, provided the original is properly cited and derivative works building on this content are distributed under the same license.

IntechOpen

IntechOpen