

We are IntechOpen, the world's leading publisher of Open Access books Built by scientists, for scientists

4,800

Open access books available

122,000

International authors and editors

135M

Downloads

Our authors are among the

154

Countries delivered to

TOP 1%

most cited scientists

12.2%

Contributors from top 500 universities



WEB OF SCIENCE™

Selection of our books indexed in the Book Citation Index
in Web of Science™ Core Collection (BKCI)

Interested in publishing with us?
Contact book.department@intechopen.com

Numbers displayed above are based on latest data collected.
For more information visit www.intechopen.com



On the Introduction of Secondary Fingerprint Classification

Ishmael S. Msiza¹, Jaisheel Mistry¹, Brain Leke-Betechuoh¹,
Fulufhelo V. Nelwamondo^{1,2} and Tshilidzi Marwala²

¹*Biometrics Research Group, CSIR Modelling & Digital Sciences*

²*Faculty of Engineering & the Built Environment, University of Johannesburg
Republic of South Africa*

1. Introduction

The concept of fingerprint classification is an important one because of the need to, before executing a database search procedure, virtually break the fingerprint template database into smaller, manageable partitions. This is done in order to avoid having to search the entire template database and, for this reason, minimize the database search time and improve the overall performance of an automated fingerprint recognition system. The commonly used primary fingerprint classes add up to a total of five (Msiza et al., 2009):

- Central Twins (CT),
- Left Loop (LL),
- Right Loop (RL),
- Tented Arch (TA), and
- Plain Arch (PA).

Many fingerprint classification practitioners, however, often reduce these five fingerprint classes to four. This is, at a high level, due to the difficulty in differentiating between the TA and the PA class. These two similar classes are often combined into what is referred to as the Arch (A) class. Recent examples of practitioners that have reduced the five-class problem to a four-class problem include Senior (2001), Jain & Minut (2002), and Yao et al. (2003). The not so recent examples include Wilson et al. (1992), Karu & Jain (1996), and Hong & Jain (1998). These four primary classes are sufficient in the performance improvement of small-scale applications such as access control systems and attendance registers of small to medium-sized institutions. They, however, may not be sufficient in the performance improvement of large-scale applications such as national Automatic Fingerprint Identification Systems (AFIS). In order to enforce visible performance improvement on such large-scale applications, this chapter introduces a two-stage classification system, by taking advantage of the extensibility of the classification rules that utilize the arrangement of the fingerprint global landmarks, known as the singular points (Huang et al., 2007) (Mathekga & Msiza, 2009).

The first classification stage produces the primary fingerprint classes and then the second classification stage breaks each primary class into a number of secondary classes. It is

important to note that the concept of secondary fingerprint classification is one that has not been exploited by fingerprint classification practitioners, and is being formally introduced in this chapter for the first time. The next section presents a detailed discussion of both the primary and the secondary fingerprint classes.

2. Primary and secondary fingerprint classes

This section presents the proposed primary and secondary fingerprint classes, together with the rules used to determine them. It is important to note that the rules used to determine these primary and the secondary classes are based on the arrangement of the fingerprint singular points, namely, the fingerprint core and the fingerprint delta. Forensically, a fingerprint core is defined as the innermost turning point where the fingerprint ridges form a loop, while the fingerprint delta is defined as the point where these ridges form a triangulating shape (Leonard, 1988). Figure 1 depicts a fingerprint with the core and delta denoted by the circle and the triangle, respectively.




Fig. 1. A fingerprint showing clear markings of the core (circle) and the delta (triangle)

2.1 Central Twins (CT) primary class and its secondary classes

Fingerprints that belong to the CT class are, at a primary level, those that have ridges that either form (i) a circular pattern, or (ii) two loops, in the central area of the print. Some practitioners usually refer to the circular pattern as a whorl (Park & Park, 2005), while the two-loop pattern is referred to as a twin loop (Karu & Jain, 1996). The similarity, however, between the two patterns is that they both have cores located next to each other in the central area of the fingerprint, which is the main reason why Msiza et al. (2009) grouped these two patterns into the same class, called the Central Twins class. Figure 2(a) shows the whorl pattern, while the twin loop pattern is depicted on figure 2(b).

In addition to the two cores located in the central area, fingerprints belonging to CT class also have two deltas. These two deltas, however, are not located in the central area of the print, which immediately implies that there is a chance that one, or even both, may not be captured. All of this is dependent on how the user or subject impresses their finger, for capturing, on the surface of the fingerprint acquisition device. This is what brings into point the possibility of deriving secondary classes of this CT primary class.

The CT secondary classes derived in this chapter are depicted in figure 3, and they add up to a total of three. Figure 3(a) shows a CT class fingerprint that has all the singular points captured,

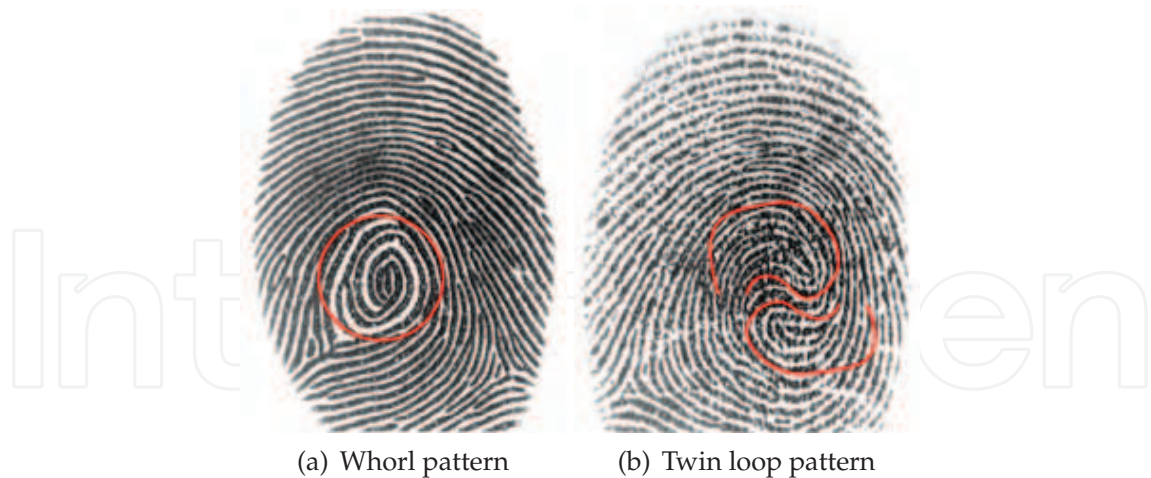


Fig. 2. Fingerprint patterns that collectively belong to the CT primary class. The whorl pattern has a circular structure that forms two cores, and the twin loop pattern has two loops that form two cores

two cores and two deltas, which is an ideal case. Such a complete capture of information normally occurs in applications where fingerprints are rolled, instead of being slapped. This is because of the fact that deltas, in fingerprints that belong to the CT primary class, are normally located adjacent to the edges of the fingerprint ridge area. A CT class fingerprint that has two cores and two deltas captured, is assigned to what is introduced as the CT-1 secondary class. A CT class fingerprint that has two cores and one delta, as shown in figure 3(b), is assigned to what is introduced as the CT-2 secondary class while the one that has two cores and no delta, as depicted in figure 3(c), is assigned to what is introduced as the CT-3 secondary class.

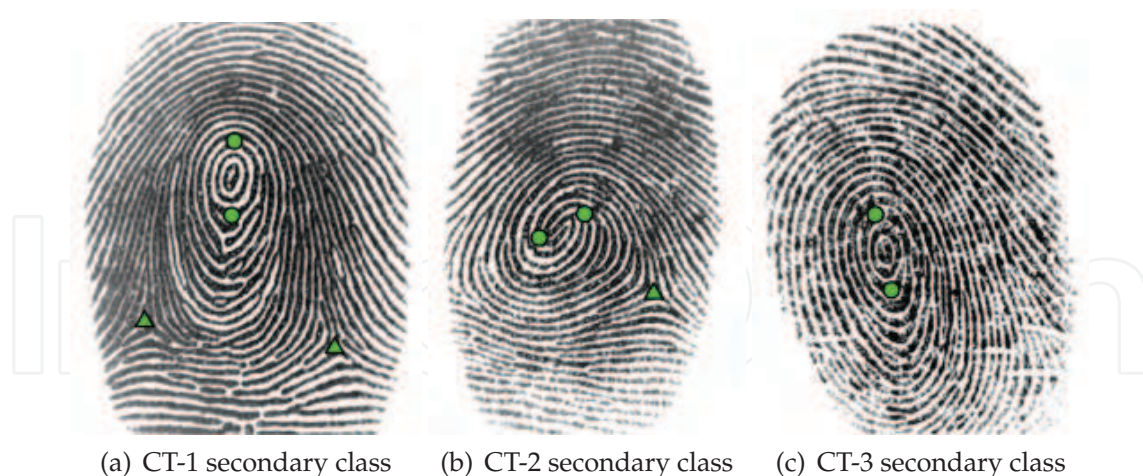


Fig. 3. Fingerprint patterns that determine the CT secondary classes. CT-1 class: 2 cores & 2 deltas; CT-2 class: 2 cores & 1 delta; and CT-3 class: 2 cores & no delta

2.2 Arch (A) primary class and its secondary classes

Fingerprints that belong to the A class are, at a primary level, those that have ridges that appear to be entering the fingerprint on one side, rise in the middle area of the fingerprint,

and leave the fingerprint on the opposite side, as depicted in figure 4. Figure 4(a) shows a fingerprint pattern that some practitioners normally classify as a plain arch, while figure 4(b) depicts a pattern that some practitioners classify as a tented arch. The technical report of Hong & Jain (1998) is one example of the practice of ordering these two patterns into separate classes. A year later, however, Jain et al. (1999) realized that there is often a mis-classification between the two patterns, hence it is better to combine them into one class. Many other practitioners, including Msiza et al. (2009), have observed that combining the plain arch and the tented arch patterns into one class, does improve the classification accuracy.

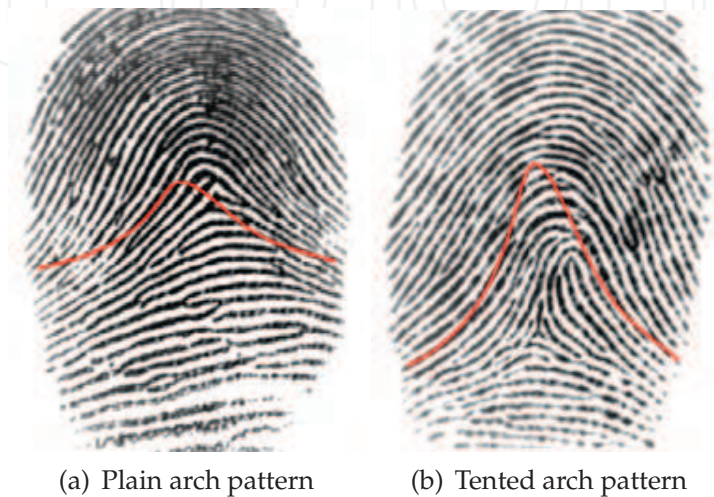


Fig. 4. Fingerprint patterns that collectively belong to the A primary class. The plain arch pattern has no singular points while the tented arch pattern has a core and a delta, with the delta located almost directly below the core

Because of this reality, it is proposed that these two patterns are better off at a secondary level of fingerprint classification. This immediately provides a platform for the proposition of a number of A class secondary rules. An A class fingerprint that is without both a core and a delta, is assigned to what is introduced as the A-1 secondary class. Msiza et al. (2009) suggest that, for an A class fingerprint that has a core and delta detected, the absolute difference between their x -coordinates, Δx , is less than or equal to 30 pixels. It is, for this reason, proposed that if an A class fingerprint has a core and delta detected, and:

$$\text{pixels } 15 \leq \Delta x \leq 30 \text{ pixels}, \quad (1)$$

then the fingerprint is assigned to what is introduced as the A-2 secondary class, else if:

$$\text{pixels } 0 \leq \Delta x < 15 \text{ pixels}, \quad (2)$$

then fingerprint is assigned to what is introduced as the A-3 secondary class. Equation 2 is used for the instances where the rise of the ridges in the middle part of the fingerprint is extremely acute, hence Δx is extremely small. Figure 5 depicts all three A secondary fingerprint classes.




Fig. 5. Fingerprint patterns that determine the A secondary classes. A-1 class: 0 cores & 0 deltas; A-2 class: equation 1; and A-3 class: equation 2

2.3 Left Loop (LL) primary class and its secondary classes

Fingerprints that belong to the LL class are, at a primary level, those that have ridges that appear to be entering the fingerprint on the left hand side, make a loop in the middle area of the fingerprint, and leave the fingerprint on the same side where they entered. The loop in the middle area is what forms the core of the print. An example of a fingerprint that belongs to this class is depicted on figure 6. In addition to the core that is formed by the loop in the middle area, an LL fingerprint has a delta located at the bottom of the loop, adjacent to the right hand side edge of the print. Depending on how the finger is impressed against the surface of the capturing device, there is always a chance that the delta may not be captured, more especially because it is adjacent to the edge of the fingerprint. This, therefore, presents an opportunity for the formulation of two LL secondary classes.



Fig. 6. A fingerprint pattern that belongs to the LL primary class. The ridges enter the print on the left hand side, make a loop in the middle, and leave on the same side

If a fingerprint that belongs to the LL class has (i) both a core and a delta detected, (ii) the conjugate slope (C-Slope) of the line joining the core and the delta is negative, and (iii) $\Delta x > 30$

pixels, then this fingerprint is assigned to what is introduced as the LL-1 secondary fingerprint class. The said C-Slope is just a complement of the conventional slope, because its reference point, or origin, is not the geometric center of the fingerprint image, but is the top left hand corner of the image. The LL-1 classification rules are summarized in figure 7(a).

If a fingerprint that belongs to the LL class has (i) only a core detected, and (ii) the auxiliary (θ) is less than 90 degrees, then the fingerprint is assigned to what is introduced as the LL-2 secondary class. The auxiliary (θ) is mathematically defined:

$$\theta = \arctan(M) \quad (3)$$

where M is the C-Slope of the line joining the core and the pedestrian point (Msiza et al., 2009). The pedestrian is a point located along the bottom of the fingerprint image, exactly below the True Fingerprint Center Point (TFCP), as shown in figure 7(b). Its x -coordinate is exactly the same as the one of the TFCP, and its y -coordinate has the same value as the height of the fingerprint image. The TFCP is defined as the geometric center of the fingerprint ridge area, that is, the fingerprint foreground (Msiza et al., 2011). Figure 7(b) shows the TFCP marked by the point of intersection of the two Cartesian axes.

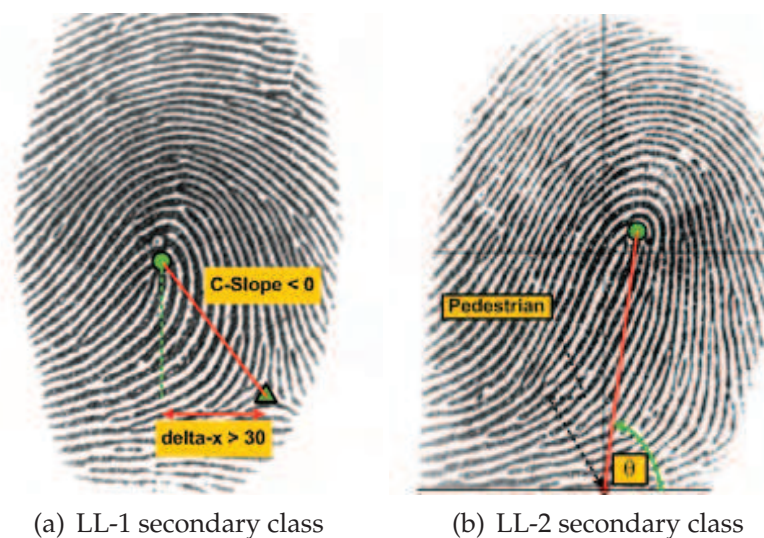


Fig. 7. Fingerprint patterns that determine the LL secondary classes. LL-1 secondary class: 1 core & 1 delta, with C-Slope < 0; and LL-2 secondary class: 1 core & 0 delta, with $\theta < 90$ degrees

2.4 Right Loop (RL) primary class and its secondary classes

Fingerprints that belong to the RL class are, at a primary level, those that have ridges that appear to be entering the fingerprint on the right hand side, make a loop (which forms a core) in the middle area of the fingerprint, and leave the fingerprint on the same side where they entered. An example of a fingerprint that belongs to this RL class is depicted on figure 8. In addition to the core that is formed by the loop in the middle, an RL fingerprint has a delta located at the bottom of the loop, adjacent to the left hand side edge of the print. Similarly, depending on how the finger is impressed against the capturing device, there is always a chance that the delta may not be captured, more especially because it is adjacent to the edge

of the fingerprint. This, therefore, presents an opportunity for the formulation of two RL secondary classes.



Fig. 8. A fingerprint pattern that belongs to the RL primary class. The ridges enter the print on the right hand side, make a loop in the middle, and leave on the same side

If a fingerprint that belongs to the RL class has (i) both a core and a delta detected, (ii) the C-Slope of the line joining the core and the delta is positive, and (iii) $\Delta x \leq 30$ pixels, then this fingerprint is assigned to what is introduced as the RL-1 secondary fingerprint class. If a fingerprint that belongs to the RL class has (i) only a core detected, and (ii) the auxiliary (θ) is greater than or equal to 90 degrees, then the fingerprint is assigned to what is introduced as the RL-2 secondary fingerprint class. These two secondary classification rules are summarized in figure 9.

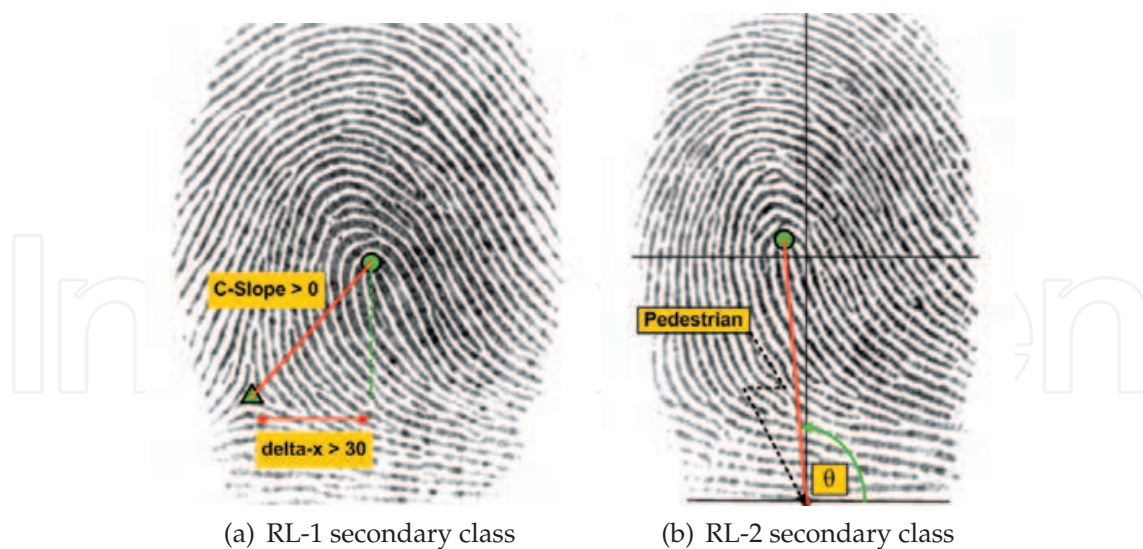


Fig. 9. Fingerprint patterns that determine the RL secondary classes. RL-1 secondary class: 1 core & 1 delta, with $C\text{-Slope} > 0$; and LL-2 secondary class: 1 core & 0 delta, with $\theta \geq 90$ degrees

2.5 Classes overview

Following the proposed primary and secondary classes, figure 10 presents a combined picture that shows the relationship between all of them. The primary classification layer consists of 4 instances, while the secondary classification layer consists of a total of 10 instances.

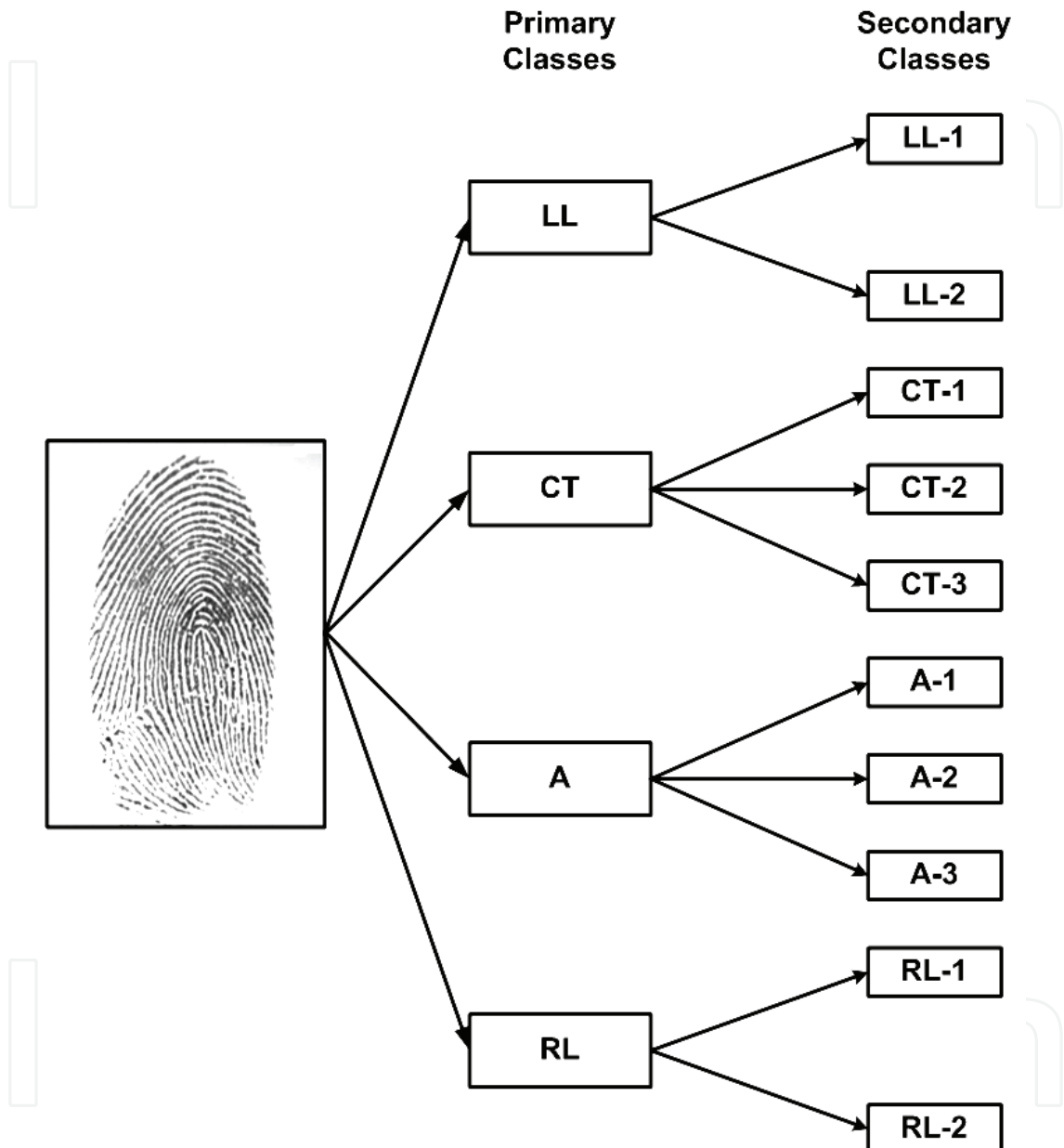


Fig. 10. An overview of the proposed primary and secondary fingerprint classes

3. Implementation of the proposed classification scheme

The implementability of the proposed classification scheme is demonstrated through the pseudo-code presented in algorithm 1. It is important to note that, before classification can be done, the captured fingerprint has to go through some pre-processing. These pre-processes include:

- contrast enhancement (Hong et al., 1998),
- ridge segmentation (Maltoni et al., 2009),
- orientation image computation and smoothing (Ratha et al., 1995), and
- singular point detection (Mathekga & Msiza, 2009).

The credibility of this proposed classification scheme is evaluated, in two different ways, in the next section.

Algorithm 1: The main procedure that, when presented with singular points, determines both a fingerprint's primary and secondary class

Input : Fingerprint singular points

Output: Fingerprint primary and secondary class

begin

 initialize: primary class = unknown, and secondary class = unknown;
 calculate: the number of cores, N_C , and the number of deltas, N_D , detected;

if $N_C = 0$ and $N_D = 0$ **then**

 | use algorithm 2 for classification;

end

else if $N_C = 1$ and $N_D = 0$ **then**

 | use algorithm 3 for classification;

end

else if $N_C = 1$ and $N_D = 1$ **then**

 | use algorithm 4 for classification;

end

else if $N_C = 2$ and N_D is between 0 and 2 **then**

 | use algorithm 5 for classification;

end

end

Algorithm 2: A procedure that, when presented with neither core nor delta, determines both a fingerprint's primary and secondary class

Input : Zero core and zero delta

Output: Fingerprint primary and secondary class

begin

 primary class = A;

 secondary class = A-1;

end

4. Classifier performance evaluation

In order to evaluate the credibility of the idea of secondary fingerprint classification, it is important to measure the accuracy of both the primary and the secondary classification module. If this idea is indeed credible, the difference between the accuracy value of the primary module and the one of the secondary module should be small. It should be small to an

Algorithm 3: A procedure that, when presented with one core and no delta, determines both a fingerprint's primary and secondary class

Input : One core and zero delta

Output: Fingerprint primary and secondary class

begin

 compute: the coordinates of the pedestrian;
 compute: the C-Slope, M , of the line joining the core and the pedestrian;
 compute: the auxiliary, θ , using equation 3;

if $\theta < 90$ degrees **then**

 primary class = LL;
 secondary class = LL-2;

end

else if $\theta \geq 90$ degrees **then**

 primary class = RL;
 secondary class = RL-2;

end

end

extent that it should tempt any fingerprint classification practitioner to, in future applications, consider using the proposed secondary fingerprint classes as primary classes.

In addition to the accuracy values, the proposed classification scheme's credibility should be evaluated through observing the time it takes a fingerprint recognition system to search through a template database (i) without any classification, (ii) with only the primary classification module, and (iii) with the secondary classification module. For this classification scheme to be regarded as credible, the average database search time for cases (ii) and (iii) must be less than that for case (i), and the one for case (iii) should be less than the one for case (ii), while the matching rates remain significantly unchanged. For the purposes of this evaluation, the CSIR-Wits Fingerprint Database (CWFD) which was jointly collected, for academic research purposes, by the Council for Scientific & Industrial Research (CSIR) and the University of the Witwatersrand (Wits), both in the Republic of South Africa.

4.1 Classification rates

This section presents the classification accuracy values, in the form of confusion matrices, of both the primary and the secondary classification modules. A confusion matrix is a table that shows a summary of the classes assigned by the automated fingerprint classifier, measured against those assigned by a human fingerprint classification expert. The classification accuracy value is mathematically expressed as:

$$Accuracy = \frac{M}{T} \times 100\%, \quad (4)$$

where M is the sum of the main diagonal of the matrix, and T is the sum of all the instances of data in the chosen database. Evaluated on a database that contains 946 instances, table 1 shows the confusion matrix for the primary classification module, while table 2 shows the confusion matrix of the secondary classification module.

Algorithm 4: A procedure that, when presented with one core and one delta, determines both a fingerprint's primary and secondary class

Input : One core and one delta

Output: Fingerprint primary and secondary class

begin

 compute: the absolute difference, Δx , between the x -coordinates;

if $\Delta x \leq 30$ pixels **then**

 primary class = A;

if $\Delta x \leq 15$ pixels **then**

 secondary class = A-2;

end

else if $\Delta x < 15$ pixels **then**

 secondary class = A-3;

end

end

if $\Delta x > 30$ pixels **then**

 compute the C-Slope of the line joining the core and the delta;

if C-Slope is Positive **then**

 primary class = RL;

 secondary class = RL-1;

end

else if C-Slope is Negative **then**

 primary class = LL;

 secondary class = LL-1;

end

end

end

Table 1 displays a classification accuracy of 80.4%, which is an acceptable figure for a four-class problem. As an example, Senior (1997) obtained a classification accuracy of 81.6% for his four-class problem. Some of the A class fingerprints are mis-classified as LL and RL because it is not all of them that have a Δx that is less than 30 pixels. Possible future improvements, therefore, involve a bit more experimentation on a range of Δx values. Some of the CT class fingerprints are mis-classified as A possibly because the singular point detection module was unable to detect the cores of the fingerprints. A possible future improvement, therefore, involves working on the functionality of the singular point detection module. Some of the LL class fingerprints are mis-classified as A because it is not all the LL fingerprints that have a Δx that is greater than 30 pixels, and the same reasoning can be attributed to the mis-classification of some of the RL class fingerprints. Possible future improvements, again, involve a bit more experimentation on a range of Δx values.

The secondary classification accuracy in table 2 has a value of 76.8%, which is an encouraging figure for a newly introduced concept. This implies that there is a difference of only 3.6% between the primary and the secondary classification modules. This, therefore, provides future opportunities for a classification practitioner to fine-tune the secondary classification

Algorithm 5: A procedure that, when presented with two cores and zero or a few deltas, determines both a fingerprint's primary and secondary class

Input : Two cores and zero or a few deltas

Output: Fingerprint primary and secondary class

begin

 primary class = CT;
 calculate: the exact number of deltas, N_D , detected;

if $N_D = 0$ **then**

 | secondary class = CT-3;

end

else if $N_D = 1$ **then**

 | secondary class = CT-2;

end

else if $N_D = 2$ **then**

 | secondary class = CT-1;

end

end

Actual	As				Total
	A	CT	LL	RL	
A	200	03	25	36	264
CT	18	187	05	10	220
LL	10	08	152	06	176
RL	29	11	24	222	286
80.4%					946

Table 1. The primary class experimental results tested on the CWFD, which contains 946 instances of data

rules in order to further close down the gap between the two classification modules. As soon as this gap approaches zero, these newly introduced secondary classes can be used as primary classes and, with a total of 10 primary classes, there will be countless opportunities to further reduce the database search time. This is achievable through the introduction of another set of secondary classes by using unsupervised techniques such as artificial neural networks (Marwala, 2007).

4.2 Average search times and matching rates

To further demonstrate the credibility of the proposed classification scheme, this section presents its performance when measured through the average database search time, together with the matching rates, also done on the CWFD. These matching rates are listed as follows:

- True Match Rate (TMR)
- False Match Rate (FMR)
- True Non-Match Rate (TNMR)

Actual	As										Total
	A-1	A-2	A-3	CT-1	CT-2	CT-3	LL-1	LL-2	RL-1	RL-2	
A-1	118	01	01	00	00	03	03	05	00	23	154
A-2	05	17	02	00	00	00	02	01	00	05	33
A-3	06	02	48	00	00	00	05	09	00	08	77
CT-1	00	00	00	00	00	00	00	00	00	00	00
CT-2	03	00	00	00	16	03	00	00	00	00	22
CT-3	14	00	01	00	07	161	00	05	01	09	198
LL-1	00	00	00	00	00	00	09	00	00	02	11
LL-2	07	03	00	00	03	05	03	140	01	03	165
RL-1	02	00	00	00	00	00	00	00	09	00	11
RL-2	24	03	00	00	00	11	02	22	04	209	275
76.8%											946

Table 2. The secondary class experimental results tested on the CWFD, which contains 946 data instances

- False Non-Match Rate (FNMR)

A true match occurs when a fingerprint recognition system correctly regards a genuine comparison, C_G , as genuine. Given a matching threshold T , the TMR value of T is the number of genuine comparisons with match scores greater than T , divided by the total number of genuine samples, S_G , presented for comparison. Mathematically, this is modeled as:

$$TMR = \frac{\text{Count}\{C_G \geq T\}}{S_G} \times 100\%. \quad (5)$$

A false match occurs when a fingerprint recognition system regards an impostor comparison, C_I , as genuine. The FMR value of T is the number of impostor comparisons with match scores greater than T , divided by the total number of impostor samples, S_I , presented for comparison. Mathematically, the FMR can be modeled as:

$$FMR = \frac{\text{Count}\{C_I \geq T\}}{S_I} \times 100\%. \quad (6)$$

A true non-match occurs when a fingerprint recognition system correctly regards an impostor comparison as an impostor. The TNMR value of T is the number of impostor comparisons with match scores less than T , divided by the total number of impostor samples presented for comparison. Mathematically, this can be modeled as:

$$TNMR = \frac{\text{Count}\{C_I < T\}}{S_I} \times 100\%. \quad (7)$$

A false non-match occurs when the fingerprint recognition system regards a genuine comparison as an impostor. The FNMR value of T is the number of genuine comparisons with match scores less than T , divided by the total number of genuine samples presented for

comparison. Mathematically, this can be modeled as:

$$FNMR = \frac{\text{Count}\{C_G < T\}}{S_G} \times 100\%. \quad (8)$$

Table 3 shows the results obtained from the evaluation, where 3 instances of the same fingerprint were enrolled into the template database, in order to make the system more accurate. The template database, for this reason, ended up with a total of $3 \times 86 = 258$ instances. The credibility of the proposed classification scheme is verified by the fact that the average database search time (AST) is improved from 2 426 ms to 645 ms and 492 ms by the primary and the secondary classification module, respectively, while the matching rates remain significantly unchanged.

	No Classification	Primary Classification	Secondary Classification
True Match Rate (TMR)	78.3%	70.4%	66.2%
False Match Rate (FMR)	0.7%	0.2%	0.1%
True Non-Match Rate (TNMR)	99.3%	99.1%	99.2%
False Non-Match Rate (FNMR)	21.6%	32.2%	30.2%
Average Search Time (AST)	2 426 ms	645 ms	492 ms

Table 3. A summary of the match and non-match rates together with the average database search times, tested on the CWFD

Because the TMR and the FNMR are complements of each other, their values should add up to a 100%. For the same reason, the values of the FMR and the TNMR should add up to a 100%. The reason why this is not case in the third and the fourth columns of table 3 is that the database search was done continuously per group of fingerprint instances of a common subject, which leads to a loss of data. This loss of data is, in essence, attributable to a combination of possible mis-classifications and failure to meet the matching threshold.

5. Discussions and conclusions

This chapter presented the concept of automatic fingerprint classification, in general, and introduced the concept of secondary fingerprint classification, in particular. Secondary fingerprint classification was introduced in order to further reduce the time it takes for an automated fingerprint recognition system to search through a database of templates. The key fingerprint features employed in the proposed classification scheme are the core and the delta, with a total of 4 primary fingerprint classes; namely: CT, A, LL, and RL; and 10 secondary fingerprint classes, namely: CT-1, CT-2, CT-3, A-1, A-2, A-3, LL-1, LL-2, RL-1, and RL-2. Using a confusion matrix as a performance measure, the primary fingerprint classification module registered an accuracy of 80.4%, while the secondary classification module registered an accuracy of 76.8%. This 3.6% gap is indicative of the fact that, in future applications, there is a chance to fine-tune the secondary classification rules and, after improving the accuracy, there is even a good chance to use these secondary classes at a primary level. With a total of 10 fingerprint classes at a primary level, there is a good chance of decreasing the database search time even further, while the change in matching rates remains acceptably small.


6. References

- Hong, L. & Jain, A.K. (1998). Classification of Fingerprint Images. *Michigan State University (MSU) Technical Report*, Jan. 1998, MSUCPS: TR98-18
- Hong, L.; Wan, Y. & Jain, A.K. (1998). Fingerprint Image Enhancement: Algorithm and Performance Evaluation. *IEEE Transactions on Pattern Analysis & Machine Intelligence*, Vol. 20, No. 08, Aug. 1998, pp. 777–789, ISSN: 0162-8828
- Huang, C-Y.; Liu, L-M. & Douglas Hung, D.C. (2007). Fingerprint Analysis and Singular Point Detection. *Pattern Recognition Letters*, Vol. 28, No. 04, Apr. 2007, pp. 1937–1945, ISSN: 0167-8655
- Jain, A.K.; Prabhakar, S. & Hong, L. (1999). A Multichannel Approach to Fingerprint Classification. *IEEE Transactions on Pattern Analysis & Machine Intelligence*, Vol. 21, No. 04, Apr. 1999, pp. 348–359, ISSN: 0162-8828
- Jain, A.K. & Minut, S. (2002). Hierarchical Kernel Fitting for Fingerprint Classification and Alignment, *Proceedings of the 16th International Conference on Pattern Recognition - Volume 2*, pp. 469–473, ISBN: 0-7695-1695-X, Quebec, Canada, Aug. 2002
- Karu, K. & Jain, A.K. (1996). Fingerprint Classification. *Pattern Recognition*, Vol. 29, No. 03, Mar. 1996, pp. 389–404, ISSN: 0031-3203
- Leonard, B. (1988). *Science of Fingerprints: Classification and Uses*, Diane Publishing Co., ISBN: 0-16-050541-0, Darby, Pennsylvania
- Maltoni, D.; Maio, D.; Jain, A.K. & Prabhakar, S. (2009). *Handbook of Fingerprint Recognition*, Springer, ISBN: 978-84882-253-5, London, UK
- Marwala, T. (2007). Bayesian Training of Neural Networks Using Genetic Programming. *Pattern Recognition Letters*, Vol. 28, No. 12, Dec. 2007, pp. 1452–1458, ISSN: 0167-8655
- Mathekga, M.E. & Msiza, I.S. (2009). A Singular Point Detection Algorithm Based on the Transition Line of the Fingerprint Orientation Image, *Proceedings of the 20th Annual Symposium of the Pattern Recognition Association of South Africa*, pp. 01–06, ISBN: 978-0-7992-2356-9, Stellenbosch, South Africa, Nov. 2009
- Msiza, I.S.; Leke-Betechuoh, B.; Nelwamondo, F.V. & Msimang, N. (2009). A Fingerprint Pattern Classification Approach Based on the Coordinate Geometry of Singularities, *Proceedings of the IEEE International Conference on Systems, Man & Cybernetics*, pp. 510–517, ISBN: 978-1-4244-2793-2, San Antonio, Texas, Oct. 2009
- Msiza, I.S.; Leke-Betechuoh, B. & Malumedzha, T. (2011). Fingerprint Re-alignment: A Solution Based on the True Fingerprint Center Point, *Proceedings of the IEEE International Conference on Machine Learning & Computing – Vol. 2*, pp. 338–343, ISBN: 978-1-4244-9253-4, Little India, Singapore, Feb. 2011
- Park, C.H. & Park, H. (2005). Fingerprint Classification Using Fast Fourier Transform and Nonlinear Discriminant Analysis. *Pattern Recognition*, Vol. 38, No. 04, Apr. 2005, pp. 495–503, ISSN: 0031-3203
- Ratha, A.K.; Chen, S. & Jain, A.K. (1995). Adaptive Flow Orientation-Based Feature Extraction in Fingerprint Images. *Pattern Recognition*, Vol. 28, No. 11, Nov. 1995, pp. 1657–1672, ISSN: 0031-3203
- Senior, A. (1997). A Hidden Markov Model Fingerprint Classifier, *Conference Record of the Thirty-First Asilomar Conference on Signals, Systems, & Computers*, pp. 306–310, ISBN: 0-8186-8316-3, Pacific Grove, California, Nov. 1997
- Senior, A. (2001). A Combination Fingerprint Classifier. *IEEE Transactions on Pattern Analysis & Machine Intelligence*, Vol. 23, No. 10, Oct. 2001, pp. 1165–1174, ISSN: 0162-8828

- Wilson, C.L.; Candela, G.T.; Grother, P.J.; Watson, C.I. & Wilkinson R.A. (1992). Massively Parallel Neural Network Fingerprint Classification System. *National Institute of Standards and Technology (NIST) Technical Report*, Jan. 1992, NISTIR 4880
- Yao, Y.; Marcialis, G.; Pontil, M.; Frasconi, P. & Roli, F. (2003). Combining Flat and Structured Representations for Fingerprint Classification with Recursive Neural Networks and Support Vector Machines. *Pattern Recognition*, Vol. 36, No. 02, Feb. 2003, pp. 397–406, ISSN: 0031-3203

IntechOpen

IntechOpen



State of the art in Biometrics

Edited by Dr. Jucheng Yang

ISBN 978-953-307-489-4

Hard cover, 314 pages

Publisher InTech

Published online 27, July, 2011

Published in print edition July, 2011

Biometric recognition is one of the most widely studied problems in computer science. The use of biometrics techniques, such as face, fingerprints, iris and ears is a solution for obtaining a secure personal identification. However, the "old" biometrics identification techniques are out of date. This goal of this book is to provide the reader with the most up to date research performed in biometric recognition and describe some novel methods of biometrics, emphasis on the state of the art skills. The book consists of 15 chapters, each focusing on a most up to date issue. The chapters are divided into five sections- fingerprint recognition, face recognition, iris recognition, other biometrics and biometrics security. The book was reviewed by editors Dr. Jucheng Yang and Dr. Loris Nanni. We deeply appreciate the efforts of our guest editors: Dr. Girija Chetty, Dr. Norman Poh, Dr. Jianjiang Feng, Dr. Dongsun Park and Dr. Sook Yoon, as well as a number of anonymous reviewers

How to reference

In order to correctly reference this scholarly work, feel free to copy and paste the following:

Ishmael Msiza, Jaisheel Mistry, Brain Leke-Betechuoh, Fulufhelo Nelwamondo and Tshilidzi Marwala (2011). On the Introduction of Secondary Fingerprint Classification, State of the art in Biometrics, Dr. Jucheng Yang (Ed.), ISBN: 978-953-307-489-4, InTech, Available from: <http://www.intechopen.com/books/state-of-the-art-in-biometrics/on-the-introduction-of-secondary-fingerprint-classification>

INTECH
open science | open minds

InTech Europe

University Campus STeP Ri
Slavka Krautzeka 83/A
51000 Rijeka, Croatia
Phone: +385 (51) 770 447
Fax: +385 (51) 686 166
www.intechopen.com

InTech China

Unit 405, Office Block, Hotel Equatorial Shanghai
No.65, Yan An Road (West), Shanghai, 200040, China
中国上海市延安西路65号上海国际贵都大饭店办公楼405单元
Phone: +86-21-62489820
Fax: +86-21-62489821

© 2011 The Author(s). Licensee IntechOpen. This chapter is distributed under the terms of the [Creative Commons Attribution-NonCommercial-ShareAlike-3.0 License](#), which permits use, distribution and reproduction for non-commercial purposes, provided the original is properly cited and derivative works building on this content are distributed under the same license.

IntechOpen

IntechOpen