

We are IntechOpen, the world's leading publisher of Open Access books Built by scientists, for scientists

4,800

Open access books available

122,000

International authors and editors

135M

Downloads

Our authors are among the

154

Countries delivered to

TOP 1%

most cited scientists

12.2%

Contributors from top 500 universities

**WEB OF SCIENCE™**

Selection of our books indexed in the Book Citation Index
in Web of Science™ Core Collection (BKCI)

Interested in publishing with us?
Contact book.department@intechopen.com

Numbers displayed above are based on latest data collected.
For more information visit www.intechopen.com



Peltier-Based Freeze-Thaw Connector for Waterborne Self-Assembly Systems^{*}

Shuhe Miyashita, Flurin Casanova, Max Lungarella and Rolf Pfeifer
*Artificial Intelligence Laboratory, University of Zurich
 Switzerland*

1. Introduction

Manufacturing technologies and industries heavily rely on robots. For macroscopic objects industrial robots are not only economical but are also reliable, fast, and accurate. Such robots, however, hit a barrier - entailing lower yields and higher fabrication costs - as the assembled objects become too small and complex. One potential solution to this problem is to exploit processes of self-assembly, that is, processes in which the interaction of pre-existing components leads to organized structures without human intervention. Such components could be, for instance, identical mechanical units (modules). Self-assembly is of crucial importance in the biological realm at all scales, e.g. for the formation of the protein shells of viruses and for protein folding.

By taking inspiration from nature, many inroads have already been made to realize self-assembly systems. For instance, the possibility of using self-assembly for the fabrication of structures from a given set components (potentially of nano- or micrometer scale) has been suggested by (Winfrey *et al.* 1998; Rothmund 2006; Whitesides *et al.* 2001; Bowden *et al.* 2001; Mao *et al.* 2002; Boncheva *et al.* 2003). In the related field of self-reconfigurable systems, research effort has been devoted to realizing robots that can rearrange the connectivity of their structural units and create new topologies to accomplish a task (Mondada *et al.* 2005). Special attention has been paid to the design and construction of basic building blocks of a typically small repertoire, binding or docking interfaces allowing transfer of mechanical forces and moments, electrical power, and the sharing of information between the modules (Fukuda & Kawachi 1990; Chirikjian 1994; Murata *et al.* 1994; Murata *et al.* 1998; Murata *et al.* 1999; Yim 1994; Kotay *et al.* 1998; Rus & Vona 2001; Castano *et al.* 2002; Jorgensen *et al.* 2004; Zykov *et al.* 2005; Detweiler *et al.* 2006).

Most modular systems are “deterministically self-reconfigurable” implying that the exact location of the unit is known all the time. That is, the units are moved or directly manipulated into their target locations through deliberate active motion. In contrast to such systems, self-assembly systems are “stochastically self-reconfigurable” implying that (1) there are uncertainties in the knowledge of the modules’ location (the location is known exactly only when the unit

^{*} Parts of the material in this chapter previously appeared in; S. Miyashita, F. Casanova, M. Lungarella, and R. Pfeifer (2008), “Peltier-Based Freeze-Thaw Connector for Waterborne Self-Assembly Systems”, Proc. IEEE Int. Conf. on Intelligent Robots and Systems, pp. 1325-1330.

docks to the main structure); and (2) the modules have only limited (or no) computational (deliberative) abilities. To date, a few self-reconfigurable modular robots relying on stochastic self-assembly have been built (White *et al.* 2004; White *et al.* 2005; Griffith *et al.* 2005; Shimizu *et al.* 2005; Bishop *et al.* 2005; Napp *et al.* 2006; Miyashita *et al.* 2008). Although in all these systems the units interact asynchronously and concurrently, a certain amount of state-based control is still required for the modules to move, communicate, and dock. Such docking/undocking is one of the main challenges towards the realization of self-assembly system (other two challenges are how to actuate the modules, so that they can move, and how to supply power to them). In this chapter, we address the docking/undocking challenge by presenting the design and construction of a novel kind of connection mechanism. The connector works by freezing water close to it so that when another module is in its neighbourhood, the two modules stick to each other. We also show how this connector can be embedded in a stochastic modular robot. In the following Section 2, we provide a brief review of available connection mechanisms with a special emphasis on the ones used in the field of modular robotics. Then, in Section 3, we describe our Peltier-based freezing-thawing connection mechanism and validate its functioning as a connector. In Section 4, we describe the experiments of proposed connector by embedding it into a group of modular robots. This is followed by a discussion (Section 5), some pointers to future work and a brief conclusion (Section 6).

2. Connection mechanism

For a modular robot, the ability to attach to and detach from another module or to parts of the environment is of fundamental importance. With the connection mechanism described in this chapter we tackle the following problems that arise especially at smaller scales (<1 cm): (1) The actuation that is necessary for mechanical connectors is not easy to scale down. (2) The connection strength has to be sufficiently strong to fulfil the robot’s purpose. (3) The precise alignment of the connector is crucial for a successful binding for some connection types. (4) The electromechanical complexity of the connector has to be small enough to allow for mass fabrication.

Table 1 lists various popular connection types for modular robots. In what follows, we will review some of them.

type	sub-type	main problem	reference
surface tension	-	weak bond / controllability	Boncheva 2003, Rothmund 2000, Hosokawa <i>et al.</i> 2005, Bowden <i>et al.</i> 1997, Chengde Mao <i>et al.</i> 2002
permanent magnets	-	detachment	Hosokawa <i>et al.</i> 1994
	+ electrical actuator	heavy weight	Bishop <i>et al.</i> 2005
	+ SMA spring	duration to detach	Murata <i>et al.</i> 1999
electrical magnets	-	strength-to-weight ratio	Murata 1994
	+ electrical actuator	heavy weight	Kotay <i>et al.</i> 1998, Zykov <i>et al.</i> 2005, Bhat <i>et al.</i> 2006
mechanical (hook, latch,	-	actuation / alignment	Penrose 1959

lock)	+ electrical actuator	heavy weight	Yim 1994, Rus <i>et al.</i> 2001, Jorgensen <i>et al.</i> 2004, Murata <i>et al.</i> 1998, Terada <i>et al.</i> 2004
	+ electrical magnets		Griffith 2005
	+ SMA		Fukuda <i>et al.</i> 1988, Castano <i>et al.</i> 2002
Velcro	-	detachment	
	+ pneumatic actuator	energy consumption	Shimizu <i>et al.</i> 2005
	+ electrical actuator	heavy weight	Moeckel <i>et al.</i> 2005
Peltier	-	heat dissipation	Walle <i>et al.</i> 2007

Table 1. Classes of connectors (μm - cm scale)

The exploitation of surface tension through the use of hydrophilic and hydrophobic materials provides a binding mechanism for modular robots in a fluidic environment that is often used for research on cm-scale stochastic self-assembly systems (Bowden *et al.* 2001; Mao *et al.* 2002; Boncheva *et al.* 2003; Hosokawa *et al.* 1996). The connection strength is weak compared to other mechanisms but is adequate because the modules are lightweight. Additional properties make this mechanism useful: (1) no power has to be provided for attachment and detachment; (2) the alignment is done by the connecting force itself; and (3) the connection mechanism is easy to produce.

Permanent magnets are a second type of popular connection mechanism for modular robots. They have many useful properties: (1) they do not require any power for binding; (2) the relatively strong attractive force eases the alignment problem; and (3) they are rather straightforward to manufacture. However, because their attractive force is constantly active, a repelling force is necessary to revoke the connection. Some robots use a mechanism to push modules away from each other until the attraction force has no more effect, for example with a Shape Memory Alloy (SMA) (Murata *et al.* 1999). Others rotate the permanent magnets so that they repel each other (Bishop *et al.* 2005). Permanent magnets are useful at the cm scale though their attractive force decreases with third power with respect to the size.

A third type of popular connection mechanism is an electro-magnet. They allow for selective connections and are simple to fabricate and implement. However, they need to be constantly powered to ensure the connection, and their strength-to-weight ratio decreases with size. It follows that for the use on a scale smaller than the cm scale they are not applicable.

Mechanical connectors such as latches lock and key, as well as hooking mechanisms provide a high connection strength. The docking and undocking is usually driven by electrical motors. However, they are not a viable solution at small scales because of the high demands on the precision of the required alignment. Furthermore, it is a difficult engineering task to build and actuate small and robust mechanical systems. Velcro has the advantage that the connection mechanism itself does not have to be actuated (Shimizu *et al.* 2005; Moeckel *et al.* 2005). A repelling force has to be provided only for the detachment (through an actuator). A further advantage of Velcro is that it does not have to be aligned precisely to connect and also works at small scales.

3. Peltier-based freeze-thaw connector for lightweight self-assembly robots

The size of 1 cm is a critical size for self-assembly systems. For objects in water around that size, viscosity is as important as inertia; for such objects, the Reynolds number (the ratio of inertial forces and viscous forces) is ≈ 1 . It follows that objects smaller than this size are affected more by viscous forces whereas larger objects are affected more by inertial forces. In order to make a step towards smaller and more lightweight systems, we describe a novel connection mechanism: the water close to the docking interface of one module is frozen to ice building a local bridge to another module.

3.1 The Peltier connector

The core of our connector is the Peltier heat pump: a double-faced cooling/heating device that can transfer thermal energy from one side of the device to the other, with consumption of electrical energy. We used the Peltier device (Quick-OHM Kupper & Co.GmbH) to freeze (and thaw) the water between two modules and thus realize binding (and unbinding) between modules. The polarity of the current applied to the device defines which side is cooled down or heated up. The device consists of different types of semiconducting materials that are connected in series to take advantage of the so-called thermoelectric or Peltier effect. This effect is the direct conversion of an electric voltage into a temperature difference and vice versa, and allows the element to work as a heat pump. Peltier devices are available in various sizes. For our purpose we used an 8×8 mm element that weighs 0.8 g (Fig. 1). Theoretically, the Peltier heat pump can induce a temperature difference of up to 72°C while consuming approximatively 2.60 W.

One particular advantage of this type of inter-module connection mechanism is due to the absence of mechanical parts which makes it scalable. The fact that the connector is devoid of moving parts makes it also intrinsically less prone to failures. One disadvantage is that in order to sustain the connections, energy has to be supplied permanently to the heat pump. For the detachment process, however, there is no need to supply energy because the ice melts when it is not cooled down; moreover, the flow of heat from the hot surface supports the thawing process speeding it up.




Fig. 1. Illustration of Peltier elements. a) Frozen Peltier elements (8×8 mm) sticking together. b) A Peltier element embedded into a module.

3.2 Feasibility study

To test whether Peltier devices can be used to build a connector, we conducted two experiments. First, we tested the connector's functionality for different water temperatures.

Second, we measured how much force was required to separate two modules (once they had connected to each other) also for different water temperatures.

Table 2 shows the conditions for which a connection was realized as a function of the voltage V applied to the Peltier elements and the time T necessary to achieve a connection. On average it took about one minute to establish a connection. For low temperatures and high voltages the two Peltier devices bound quickly to each other, for higher temperatures, however, the required time increased (e.g. at room temperature for $V = 2\text{ V}$, it took $T = 3\text{ min}$).

Although the time for the connection takes more time than for most other types of interconnection, the duration and the energy required for freezing decreases with the square of the size of the element's active area (one of the smallest commercially available Peltier elements have an area of approximately 1 mm^2 , and we assume that a reduction in size can solve the heat dissipation problem which comes with this device).

We measured the bond strength for several water temperatures by applying a force perpendicular to the binding side until the connection broke (Fig. 2). A voltage of $V = 2\text{ V}$

water temperature 0 °C				water temperature 5 °C			
V\T	30s	60s	120s	V\T	30s	60s	120s
0.5V	×	✓	✓	0.5V	×	×	×
1.0V	✓	✓	✓	1.0V	×	×	✓
2.0V	✓	✓	✓	2.0V	✓	✓	✓

water temperature 10 °C				water temperature 15 °C			
V\T	30s	60s	120s	V\T	30s	60s	120s
0.5V	×	×	×	0.5V	×	×	×
1.0V	×	×	✓	1.0V	×	×	×
2.0V	✓	✓	✓	2.0V	✓	✓	✓

Table 2. Experimental results of establishing a connection under different conditions (Voltage [V], Time [seconds]).

was applied to two Peltier elements for 60 seconds to bond, and the two elements were separated by hand from each other. On average, the connector withstood a pulling force of 17.56 N (the standard deviation was $\sigma = 2.03$). Considering the weight cumulated of the two Peltier elements (1.6 g), it becomes clear that the bond strength/weight ratio is higher than for other known connection mechanisms (Table 1). Moreover, we observe that the bonding force remains roughly constant for different water temperatures. This is because the volume of ice that the two Peltier elements built up stayed relatively constant irrespective of the water temperature. A further advantage is that in order to connect, the two Peltier elements do not have to be aligned precisely. This property allows the system to be not only strong and scalable, but also robust to misalignments.

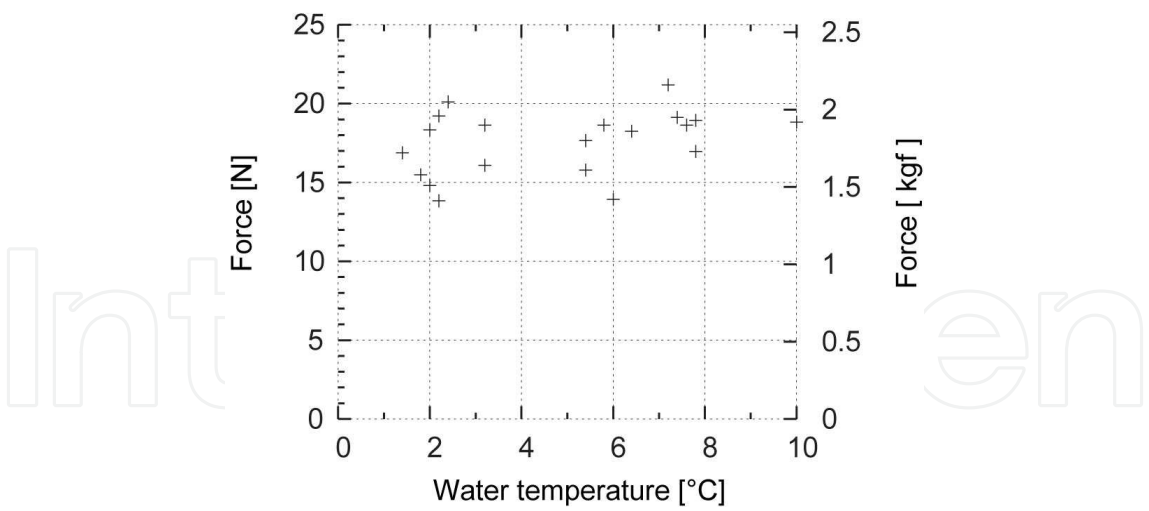


Fig. 2. Temperature - bonding strength comparison. X-axis: water temperature [°C], Y-axis: force to detach [N, kgf]

4. Implementation of the Peltier connectors to Self-assembly robots

Followed by the feasibility of the connector idea (described in Section 3), we embedded the Peltier-based connector into two types of stochastic modular robots.

4.1 Kite-shaped model

The experimental setup was composed of a power supply, a metallic ceiling, a water tank, and six modules immersed halfway in water (Fig. 3). Each module consisted of a kite-shaped wedge made of durable plastic (acrylnitrile butadene styrene; ABS) spanning angles of 60 degrees and 30 degrees. The modules (H: 13 mm, L: 30 mm) contained a permanent magnet oriented orthogonally to their main axis to attract or repel other modules (Fig. 4 a). A vibration motor was used to endow the modules with a minimal locomotive ability which allowed the modules to move randomly around vaguely reminiscent of Brownian motion. Rather than using batteries, electricity was supplied to the modules through a pantograph that drew current from a metal ceiling. This solution not only led to lightweight modules (m = 6.0 g), but it ensured that all modules received approximately the same amount of energy in a particular experiment. When an electrical potential was applied to the metallic ceiling plate, current flowed through the pantograph to the vibration motor returning to ground via the electrodes (platinum) immersed in the water (8 % concentration of electrolyte (salt) was added to the water to make it conductive). To speed up the connection between two modules, the water in which the modules moved was cooled down to approximately 3 °C (due to the concentration of salt this was slightly higher than the freezing temperature). Two diodes were used to switch the direction of the current. Current flowed either through the Peltier element or the vibration motor depending on the direction of the voltage applied to the system (Fig. 3 c, switch).

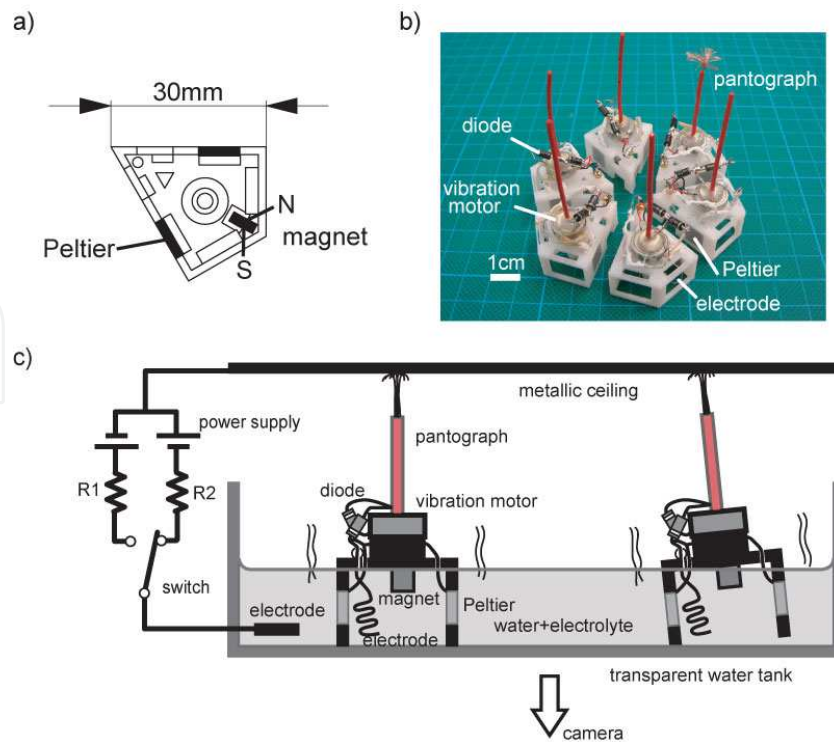


Fig. 3. Experimental setup. a) Schematic illustration of a module (bottom view). b) Picture of 6 modules. c) Experimental setup with 2 modules.

We first carried out experiments to test the reliability of the connector and to investigate the reconfigurability of our self-assembly system. The result is shown in Fig. 4. In the beginning of the experiment the modules were placed in the arena (Fig. 4 a) and arranged by hand to form a hexagonal shape (Fig. 4 b). Voltage was applied via the metallic ceiling (Fig. 4 c). After one minute, all six modules were connected to each other forming one unit (Fig. 4 d). We then flipped the polarity of the current supplied through the pantograph. The Peltier connectors stopped cooling and the vibration motors started to vibrate causing a disassembly of the hexagonal shape into 6 separate modules (Fig. 4 e). As a result of the vibrations of the motor, the modules moved around in the arena where they eventually got magnetically attracted by another module and started to form triangles (Fig. 4 f, g). The experiment was considered completed when the six modules had formed two triangles (Fig. 4 h). We conducted the experiment several times. For sufficiently long waiting times T , we always observed two different ways of convergence to the final states: one is in Fig. 4 h (two 3-clusters), the other is three 2-clusters (not on the picture, yield problem (Hosokawa *et al.* 1994)).




Fig. 4. Snapshots of the experiment.

4.2 Hinge-connected chain model

The outcome of the experiments described in Section 4.1 led to the question of how to take our modular system to another level of operation. To answer this question, we added permanent magnets to each module. Because with many modules the outcome of this change was not easy to anticipate, we built a new type of module. Each module was physically linked through hinge joints to two modules forming a chain (Fig. 5, $m = 12.8\text{ g}$). By taking inspiration from protein folding, we expected a drastic reduction of dimensionality of the search space. The main advantage of this implementation is that it avoids a crucial problem: the increased number of magnets generates also undesired configurations. Note that the positions of all the other magnets were replaced and rearranged. Only the center module (red colored, Fig. 5b) had a large magnet oriented perpendicularly to the symmetry axis. The other small cylindrical magnets were oriented vertically. “S”outh poles attracting “N”orth poles and vice versa. As in the modules described in the previous section, diodes were used to direct the current flow. Depending on the polarity of the applied voltage, current only flowed either through the Peltier elements (12 V) or through the vibration motors (10 V).

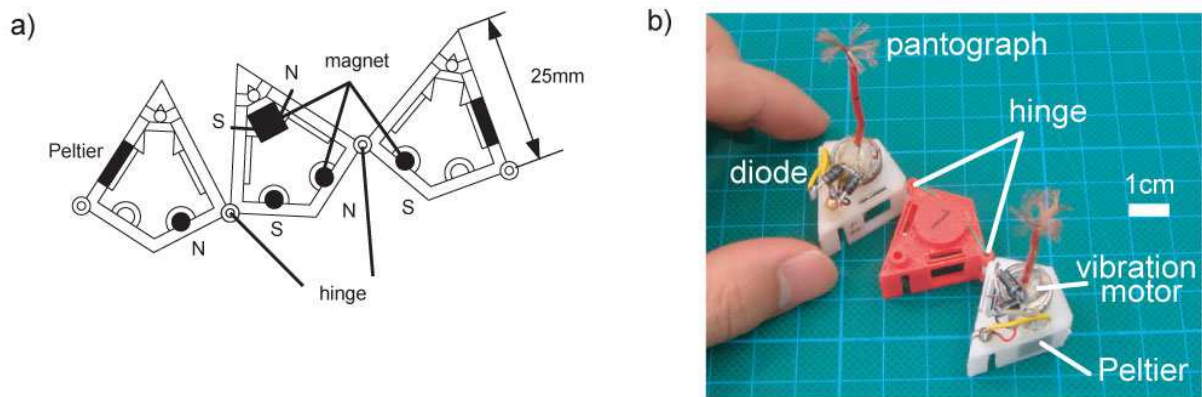


Fig. 5. Chain model. a) Schematic illustration of a chain. b) Picture of a chain. Three modules are connected by hinges.

Snapshots from a representative experiment are shown in Fig. 6. At the beginning of the experiment, we arranged by hand two chains of 3 modules each to form a hexagonal shape (Fig. 6 b). Voltage was applied to the system so that the Peltier elements were powered (Fig. 6 c). After one minute, an ice layer built up between the modules causing them to attach to each other yielding one single piece (Fig. 6 d). We then inverted the polarity of the applied voltage and let the current flow to the vibration motors (Fig. 6 e). The ice melted and the modules altered their configuration guided by the magnetic forces (Fig. 6 f, g). The transformation was completed in a minute, and two magnetically connected triangle chains were obtained (Fig. 6 h). The success rate of the reconfiguration just described was not as high as expected. We suspect that this low yield rate was mainly due to a design problem: the position of the large magnet was too close to the edge of the module. Therefore a rather strong movement of the modules was required to induce a disassembly of the initial hexagonal configuration.

The main implication of the two experiments described in this section 4 is that the restriction of the geometric constraint of modules, in other words, the “dimensionality reduction” of the reconfiguration problems enables the system to transit to a different level of functionality, bringing the modules to magnetically connected triangular clusters while avoiding undesirable formations (yield problem).

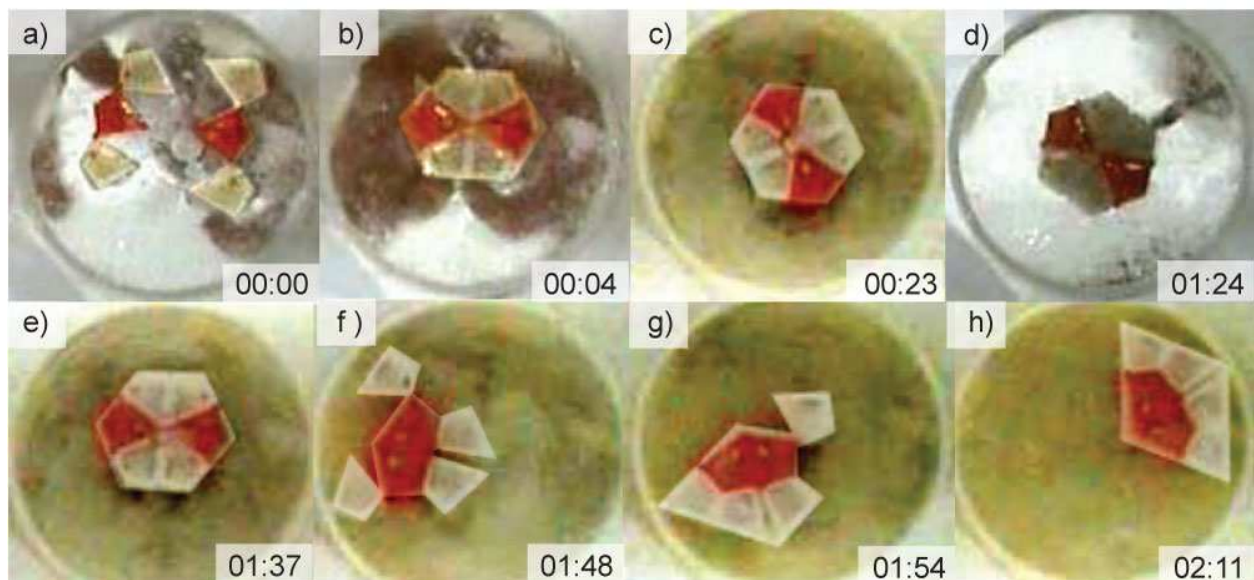


Fig. 6. Snapshots of the experiment with chain modules.

5. Discussion

An important goal of the growing field of self-assembly is the development of a better formal understanding of the specific mechanisms and general principles underlying it. It is clear that the discovery of principles which hold at all scales will require substantial input from various fields. At the molecular scale, biological systems are one of the examples that achieve robust self-assembly system through an intricate web of well ordered reactions. Attention must be paid to the fact that all components are passively interacting even if it looks as if they are actively reacting (Leiman *et al.* 2003). In order to achieve highly

autonomous self-assembly modules, the realization of a sufficient number of degrees of freedom that are controllable is necessary for such small scale autonomous-distributed systems.

In particular, because of the difficulty in including different types of attractive forces within the same system, realizing a new kind of connection mechanism endows the module with a better means of reacting in the environment. In this sense, the idea of a connector exploiting the thermoelectric effect may open yet another possibility for the state of the art of self-assembly systems.

6. Conclusion

We presented a novel type of connection mechanism for small-scale modular robotic systems. The mechanism exploits the thermoelectric effect to cool down the temperature and freeze water close to the modules and induce a strong bonding between modules. To test the connector, we embedded it into water based modular robots. The results obtained in this research demonstrate the utility of the proposed connection mechanism for lightweight self-assembling systems, and open a door towards more resilient self-assembly system at smaller scales.

7. Acknowledgment

The authors thank Nathan Labhart and Peter Eggenberger Hotz for helpful suggestions. This research was supported by the Swiss National Science Foundation project #200021-105634/1.


8. References

- Winfree, E., Liu, F., Wenzler, L.A., Seeman, N.C. (1998). Design and selfassembly of two-dimensional dna crystals. *Nature* 394, pp. 539-544
- Rothemund, P.W.K. (2006). Folding DNA to create nanoscale shapes and patterns. *Nature* 440 (7082), pp. 297-302
- Whitesides, G.M., Grzybowski, B. (2001). Self-assembly at all scales. *Science* 295, pp. 2418-2421
- Bowden, N., Weck, M., Choi, I.S., Whitesides, G.M. (2001). Molecule-mimetic chemistry and mesoscale self-assembly. *Accounts of Chemical Research* 34, pp. 231-238
- Mao, C., Thalladi, V.R., Wolfe, D.B., Whitesides, S., Whitesides, G.M. (2002). Dissections: Self-assembled aggregates that spontaneously reconfigure their structures when their environment changes. *J. Am. Chem. Soc* 124 (49), pp. 14508-14509
- Boncheva, M., Ferrigno, R., Bruzewicz, D.A., Whitesides, G.M. (2003). Plasticity in self-assembly: Templating generates functionally different circuits from a single precursor. *Angew. Chem. Int. Ed.* 42, pp. 3368-3371
- Mondada, F., Gambardella, L.M., Floreano, D., Nolfi, S., Deneubourg, J.L., Dorigo, M. (2005). The cooperation of swarm-bots: Physical interactions in collective robotics. *IEEE Robotics & Automation Magazine* 12 (2), pp. 21-28

- Fukuda, T., Kawauch, Y. (1990). Cellular robotic system (cebot) as one of the realizations of self-organizing intelligent universal manipulator. In: Proc. Int. Conf. on Robotics and Automation, pp. 662-667
- Chirikjian, G.S. (1994). Kinematics of a metamorphic robotic system. In: Proc. Int. Conf. on Robotics and Automation, pp. 449-455
- Murata, S., Kurokawa, H., Kokaji, S. (1994). Self-assembling machine. In: Proc. Int. Conf. on Robotics and Automation, pp. 441-448
- Murata, S., Kurokawa, H., Yoshida, E., Tomita, K., Kokaji, S. (1998). A 3-D selfreconfigurable structure. In: Proc. Int. Conf. on Robotics and Automation, pp. 432-439
- Murata, S., Tomita, K., Yoshida, E., Kurokawa, H., Kokaji, S. (1999). Selfreconfigurable robot. In: Proc. Int. Conf. on Intelligent Autonomous Systems, pp. 911-917
- Yim, M. (1994). New locomotion gaits. In: Proc. Int. Conf. on Robotics and Automation. Volume 3, pp. 2508-2514
- Kotay, K., Rus, D., Vona, M., McGray, C. (1998). The self-reconfiguring robotic molecule. In: Proc. Int. Conf. on Intelligent Robots and Systems. Volume 1, pp. 424-431
- Rus, D., Vona, M. (2001). Crystalline robots: Self-reconfiguration with compressible unit modules. *Autonomous Robots* 10 (1), pp. 107-124
- Castano, A., Behar, A., Will, P.M. (2002). The conro modules for reconfigurable robots. *IEEE/ASME Trans. on Mechatronics* 7 (4), pp. 403-409
- Jorgensen, M.W., Ostergaard, E.H., Lund, H.H. (2004). Modular atron: Modules for a self-reconfigurable robot. In: Proc. Int. Conf. on Intelligent Robots and Systems. Volume 2, pp. 2068-2073
- Zykov, V., Mutilinaios, E., Adams, B., Lipson, H. (2005). Self-reproducing machines. *Nature* 435 (7039), pp. 163-164
- Detweiler, C., Vona, M., Kotay, K., Rus, D. (2006). Hierarchical control for selfassembling mobile trusses with passive and active links. In: Proc. Int. Conf. on Robotics and Automation, pp. 1483-1490
- White, P., Kopanski, K., Lipson, H. (2004). Stochastic self-reconfigurable cellular robotics. In: Proc. Int. Conf. on Robotics and Automation. Volume 3, pp. 2888-2893
- White, P., Zykov, V., Bongard, J., Lipson, H. (2005). Three dimensional stochastic reconfiguration of modular robots. In: Proc. Int. Conf. on Robotics Science and Systems, pp. 161-168
- Griffith, S., Goldwater, D., Jacobson, J. (2005). Robotics: Self-replication from random parts. *Nature* 437, pp. 636
- Shimizu, M., Ishiguro, A. (2005). A modular robot that exploits a spontaneous connectivity control mechanism. In: Proc. Int. Conf. on Robotics and Automation, pp. 2658-2663
- Bishop, J., Burden, S., Klavins, E., Kreisberg, R., Malone, W., Napp, N., Nguyen, T. (2005). Programmable parts: A demonstration of the grammatical approach to self-organization. In: Proc. Int. Conf. on Intelligent Robots and Systems, pp. 3684-3691
- Napp, N., Burden, S., Klavins, E. (2006). The statistical dynamics of programmed self-assembly. In: Proc. Int. Conf. on Robotics and Automation, pp. 1469-1476
- Miyashita, S., Kessler, M., Lungarella, M. (2008). How morphology affects selfassembly in a stochastic modular robot. In: Proc. Int. Conf. on Robotics and Automation, pp. 3533-3538
- Hosokawa, K., Shimoyama, I., Miura, H. (1996). 2-d micro-self-assembly using the surface tension of water. *Sensors and Actuators A* 57, pp. 117-125

- Hosokawa, K., Shimoyama, I., Miura, H. (1994). Dynamics of self-assembling systems: Analogy with chemical kinetics. *Artificial Life* 1 (4), pp. 413-427
- Bhat, P., Kuffner, J., Goldstein, S., Srinivasa, S. (2006). Hierarchical motion planning for self-reconfigurable modular robots. In: *Proc. Int. Conf. on Intelligent Robots and Systems*, pp. 4108-4115
- Penrose, L.S. (1959). Self-reproducing. *Sci. Amer.* 200-6, pp. 105-114
- Terada, Y., Murata, S. (2004). Automatic assembly system for a large-scale modular structure. In: *Proc. Int. Conf. on Intelligent Robots and Systems. Volume 3*, pp. 2349-2355
- Moeckel, R., Jaquier, C., Drapel, K., Upegui, A., Ijspeert, A. (2005). Yamor and bluemove - an autonomous modular robot with bluetooth interface for exploring adaptive locomotion. In: *Proc. Int. Conf. on Climbing and Walking Robots*, pp. 685-692
- Walle, B.L., Gauthier, M., Chaillet, N. (2007). Dynamic modelling of a submerged freeze microgripper using a thermal network. In: *Proc. Int. Conf. Advanced Intelligent Mechatronics*.
- Leiman, P.G., Kanamaru, S., Mesyanzhinov, V.V., Arisaka, F., Rossmann, M.G. (2003). Structure and morphogenesis of bacteriophage t4. *Cellular and Molecular Life Sciences* 60, pp. 2356-2370

IntechOpen



Cutting Edge Robotics 2010

Edited by Vedran Kordic

ISBN 978-953-307-062-9

Hard cover, 440 pages

Publisher InTech

Published online 01, September, 2010

Published in print edition September, 2010

Robotics research, especially mobile robotics is a young field. Its roots include many engineering and scientific disciplines from mechanical, electrical and electronics engineering to computer, cognitive and social sciences. Each of this parent fields is exciting in its own way and has its share in different books. This book is a result of inspirations and contributions from many researchers worldwide. It presents a collection of a wide range of research results in robotics scientific community. We hope you will enjoy reading the book as much as we have enjoyed bringing it together for you.

How to reference

In order to correctly reference this scholarly work, feel free to copy and paste the following:

Shuhei Miyashita, Flurin Casanova, Max Lungarella and Rolf Pfeifer (2010). Peltier-Based Freeze-Thaw Connector for Waterborne Self-Assembly Systems, Cutting Edge Robotics 2010, Vedran Kordic (Ed.), ISBN: 978-953-307-062-9, InTech, Available from: <http://www.intechopen.com/books/cutting-edge-robotics-2010/peltier-based-freeze-thaw-connector-for-waterborne-self-assembly-systems>

INTECH
open science | open minds

InTech Europe

University Campus STeP Ri
Slavka Krautzeka 83/A
51000 Rijeka, Croatia
Phone: +385 (51) 770 447
Fax: +385 (51) 686 166
www.intechopen.com

InTech China

Unit 405, Office Block, Hotel Equatorial Shanghai
No.65, Yan An Road (West), Shanghai, 200040, China
中国上海市延安西路65号上海国际贵都大饭店办公楼405单元
Phone: +86-21-62489820
Fax: +86-21-62489821

© 2010 The Author(s). Licensee IntechOpen. This chapter is distributed under the terms of the [Creative Commons Attribution-NonCommercial-ShareAlike-3.0 License](https://creativecommons.org/licenses/by-nc-sa/3.0/), which permits use, distribution and reproduction for non-commercial purposes, provided the original is properly cited and derivative works building on this content are distributed under the same license.

IntechOpen

IntechOpen