

We are IntechOpen, the world's leading publisher of Open Access books Built by scientists, for scientists

4,800

Open access books available

122,000

International authors and editors

135M

Downloads

Our authors are among the

154

Countries delivered to

TOP 1%

most cited scientists

12.2%

Contributors from top 500 universities



WEB OF SCIENCE™

Selection of our books indexed in the Book Citation Index
in Web of Science™ Core Collection (BKCI)

Interested in publishing with us?
Contact book.department@intechopen.com

Numbers displayed above are based on latest data collected.

For more information visit www.intechopen.com



Traffic Pattern Prediction Based Spectrum Sharing for Cognitive Radios

Xiukui Li and Seyed A. (Reza) Zekavat
Michigan Technological University, Houghton, MI 49931
USA
{xiuli,rezaz}@mtu.edu

1. Introduction

In this chapter, we introduce different traffic prediction techniques and discuss the process of evaluating channel availability through predicting traffic pattern of primary users for cognitive radios. When cognitive and non-cognitive users share the licensed spectrum, compared with secondary users (cognitive users), primary users have higher priority in using licensed channels. Therefore, whenever a primary user is detected, secondary users must vacate the relevant channels or decrease their transmitted power to reduce the interference on primary users. However, in some situations, due to the activities of primary users, secondary users may need to switch to other available channels, terminate communication, or reduce the transmitted power frequently. This leads to temporal connection loss of secondary users. In addition, if secondary users can not vacate a channel in a timely manner, it would interfere with primary users. To reduce the temporal connection loss and interference on primary users, secondary users should avoid using the channels which would be claimed by primary users with a high probability within a given time period. A solution to this problem is to enable secondary users to evaluate the channel availability through predicting the traffic pattern of primary users. This chapter discusses the methods of evaluating the probability of channel availability for secondary users, and examines the probability that there is a successful secondary user's transmission at one time instance. In addition, the cooperative prediction is briefly introduced. Finally, the applications of traffic pattern prediction technique to spectrum sharing are discussed.

2. Traffic Model

Traffic data patterns can be classified as (Haykin, 2005): 1) deterministic patterns: for example, each primary user (e.g., TV transmitter) is assigned a fixed time slot for transmission, and when it is switched off, the frequency band is vacated; 2) stochastic patterns: for example, the arrival times of data packets are modeled as a Poisson process, while the service times are modeled as exponentially distributed, depending on whether the data are of packet-switched or circuit-switched. Note that, in common channel signaling network, the exponential distribution drastically underestimates the proportion of short calls that do not last longer than the mean holding time (Bolotin, 1994). In general, the traffic stochastic parameters vary slowly. Hence, they can be estimated using historical data. The traffic model built on historical data

enables secondary users to predict the future traffic pattern of primary users (Li & Zekavat, 2008).

An overview of traffic modeling is provided in (Frost & Melamed, 1994). It discusses Markov modulated traffic models, autoregressive traffic models and self-similar traffic models, etc. In addition, the authors in (Adas, 1997) discuss different traffic models in telecommunication networks.

2.1 Traffic Model for Voice Communication

A speech process can be modeled as a two-state Markov chain which alternates between talk spurt and silent periods (Li, 1990); (Gruber, 1981). The authors in (Hong & Rappaport, 1986) propose a traffic model for cellular mobile radio telephone systems. The basic system model in (Hong & Rappaport, 1986) assumes that the new call origination rate is uniformly distributed over the mobile service area, and the channel holding time is approximated to a negative exponential distribution.

Considering a one-dimensional mobile system with cells in series (e.g., in highways), the authors in (Pavlidou, 1994) uses two-dimensional state diagrams to analyze the traffic in the mixed media cellular system. It assumes four Poisson arrival streams are entering each cell, which are originating new voice calls, originating new data packets, hand-off voice calls and hand-off data packets. The authors in (Leung et al., 1994) also consider the circumstance of a one-way, semi-infinite highway. With the assumption that there are an infinite number of channels available, they present a deterministic fluid model and a stochastic traffic model for a wireless network along the highway.

2.2 Traffic Model for Video Data

The authors in (Dawood & Ghanbari, 1999) provide a summary for traffic models of video data. (Lucantoni et al., 1994) proposes to model a single video source as a Markov renewal process whose states represent different bit rates. Some other models including Markov Modulated Fluid Flow (MMFF) model (Maglaris et al., 1988), Markov Modulated Poisson Process (MMPP) (Skelly, 1993), and AutoRegressive AR(1) stochastic model (Maglaris et al., 1988) are proposed to address the basic characteristics of the variable bit rate traffic. The MMFF and MMPP are suitable for queueing analysis of packet switched networks. The AR(1) stochastic model primarily characterizes the inter-frame source bit-rate variations and correlation.

For variable bit-rate traffic, the authors in (Knightly & Zhang, 1997) introduce a new deterministic traffic model called deterministic bounding interval-length dependent (D-BIND) to capture the multiplexing properties of bursty streams. For a large-scale satellite network simulation, (Ryu, 1999) proposes: 1) a discrete autoregressive process for MBone ("multicast backbone") video source modeling; 2) the superposition of fractal renewal processes (Sup-FRP) model for Web request arrivals, and, 3) a generalized shot-noise-driven Poisson point process (GSNDP) for aggregate traffic flow modeling.

2.3 Traffic Model for General Packet Data

Based on an analysis of Internet protocols for data communication, (Anderlind & Zander, 1997) proposes a simple model for future data traffic in wireless radio networks. Model parameters are selected to describe traffic from the Worldwide Web (WWW) access and from distributed file systems. A multilayer Markov model is considered in (Filipiak, 1992) for arrivals of calls, bursts, and packets to fast packet switching system, where the multilayer refers to call layer, packet layer and burst layer.

3. Traffic Prediction Techniques

Different methods and models are proposed to forecast the traffic of different networks. Generally, network traffic has a mix of self-similarity, Short Range and Long Range Dependencies (SRD and LRD) (e.g., (Kleinrock, 1993); (Paxon & Floyd, 1995); (Leland et al., 1994); (Jiang et al., 2001)). There exist concentrated periods of low activity and high activity (i.e., burstiness) in the network traffic (Feng, 2006).

An accurate predictor needs to capture the traffic characteristics such as SRD and LRD, self-similarity and nonstationarity (Sadek & Khotanzad, 2004a). The prediction models can be categorized as stationary and non-stationary ones (Adas, 1997). The stationary models include traditional models such as Poisson, Markov and autoregressive (AR), and self-similar models such as fractional autoregressive integrated moving average (FARIMA). Nonstationary models include artificial neural network (ANN) such as fuzzy neural network (FNN). These models can be applied to predict different types of traffic data in Ethernet, Internet, etc. (Sadek et al., 2003); (Shu et al., 1999); (Hall & Mars, 2000). In the following subsections, some prediction techniques are introduced including ARIMA based traffic forecasting, application of neural network in traffic forecasting, least mean square based traffic forecasting, etc.

3.1 ARIMA based Traffic Forecasting

Traditional models, such as autoregressive (AR) and autoregressive moving average (ARMA), can be used to predict the high-speed network traffic data (Adas, 1997); (Sang & Li, 2002), and they can capture the short range dependent (SRD) characteristic of traffic. For example, considering the traffic data from a regional emergency communication center, (Chen & Trajkovic, 2004) classifies network users into user clusters, and then predicts the network traffic using the SARIMA (seasonal autoregressive integrated moving-average) model. SARIMA is discussed in detail in (Brockwell & Davis, 2002). For a campus-wide wireless network (IEEE 802.11 infrastructure), (Papadopouli, 2005) uses the Yule-Walker method of ARIMA model to forecast the traffic at each wireless access point (AP) in an hourly timescale.

If a time series is non-stationary, but the first difference of the time series is stationary, ARIMA models can be used to characterize the dynamics of such a process. (Basu, 1996) indicates that appropriately differenced time-series generated from Internet traffic traces can be modeled as Auto-Regressive-Moving-Average (ARMA) processes. (Krithikaivasan et al., 2004) also proposes to use the ARIMA models to predict network traffic. Although ARIMA models can be used to model a class of non-stationary data, however, they cannot be applied to predict the network traffic which possesses the Long Range Dependent (LRD) characteristics.

In ARIMA models, the difference parameter d is restricted to integer values. In Fractional Autoregressive Integrated Moving Average models (FARIMA), this difference parameter can be a fraction. FARIMA model has the ability to capture both SRD and LRD characteristics of traffic (Corradi et al., 2001); (Shu et al., 1999). (Shu et al., 1999) also proposes using fractional ARIMA (FARIMA) to capture the self-similarity of network traffic. However, FARIMA model is time-consuming (Feng, 2006). (Sadek & Khotanzad, 2004a) discusses a two-stage predictor. It combines two different models, namely FARIMA and FNN. FARIMA captures the self-similarity, and FNN captures the non-stationarity. The combination of FARIMA and FNN enhances the prediction accuracy.

The authors in (Papagiannaki et al., 2005) model the evolution of IP backbone traffic at large time scales for long-term forecasting of Internet traffic. The aggregate demand between any two adjacent points is modeled as a multiple linear regression model. Short-term (e.g., sec-

onds or minutes) forecasting of Internet traffic is addressed in (Basu, 1999); (Sang, 2000); (Papadopouli et al., 2006).

The authors in (Randhawa & Hardy, 1998) model the VBR sources as AutoRegressive AR(1) Modulated Deterministic Arrival process which characterizes the inter-frame as well as the intra-frame bit rate variations, and they model the call arrival process as conventional birth-death Markov Process. The future traffic is predicted using a combination of linear prediction and transient state analysis of birth-death Markov Process.

3.2 Application of Neural Network in Traffic Forecasting

The authors in (Zhao et al., 2004) propose two neural network models for traffic forecasting in two situations. One addresses the forecasting of hourly traffic of the next day based on past observations, and the other focuses on the peak load prediction of the next day. Based on Time Series Forecasting (TSF), (Cortez et al., 2006) uses a Neural Network Ensemble (NNE) to predict the TCP/IP traffic.

Neural network based traffic prediction approach is complicated to implement. The accuracy and applicability of the neural network approach in traffic prediction is limited (Hall & Mars, 2000). Artificial Neural Network (ANN) can capture the non-linear nature of network traffic and the relationship between the output and input theoretically (Hansegawa et al., 2001); (Khotanzad & Sadek, 2003); (Lobejko, 1996), however, it might suffer from over-fitting (Doulamis et al., 2003).

The machine learning technique called support vector machine (SVM) can be applied to pattern recognition and other applications such as regression estimation. (Feng, 2006) employs the SVM to forecast the traffic in WLANs. It studies the issues of one-step-ahead prediction and multi-step-ahead prediction without any assumption on the statistical property of actual WLAN traffic.

3.3 Least Mean Square based Traffic Forecasting

Normalized Least Mean Square (NLMS) based prediction approaches are proposed for on-line variable bit-rate video traffic prediction. They do not require any prior knowledge of the video statistics (Adas, 1998). The authors in (Liu & Mao, 2005) propose a time-domain NLMS based prediction scheme, and a wavelet-domain NLMS based adaptive prediction scheme for video traffic prediction which exploits the redundant information in the wavelet transform coefficients for more accurate prediction (traffic is decomposed into wavelet coefficients and scaling coefficients at different timescales).

3.4 Other Traffic Forecasting Algorithms

The authors in (Kohandani et al., 2006) present a new forecasting technique called extended structural model (ESM) which is derived from the basic structural model (BSM). This technique replaces the constant parameters in BSM with variables and use the steepest descent search algorithm to find the values for these variables to minimize the mean absolute percentage error (MAPE).

Based on classical queueing theory, (Filipiak & Chemouil, 1987) derives discrete-time stochastic models and propose methods based on those models to forecast the number of congested trunk groups. The authors in (Liang, 2002) show that the ad hoc wireless network traffic is self-similar, and they apply a fuzzy logic system to ad hoc wireless network traffic forecasting. Fuzzy logic systems (FLSs) have been widely used in time-series forecasting (e.g., (Liang & Mendel, 2000)).

Traffic prediction techniques	Advantage	Disadvantage	Applications
ARIMA	Can capture the short range dependent (SRD) characteristic; can model a class of non-stationary data.	Cannot capture the Long Range Dependent (LRD) characteristic; the difference parameter d is restricted to integer values.	WLAN, Internet traffic, etc.
FARIMA	Can capture both SRD and LRD characteristics; can capture the self-similarity; the difference parameter d can be a fraction.	Time-consuming	Ad hoc wireless networks; Ethernet, etc.
Neutral Network based	Can capture the non-stationarity; can capture the non-linear nature of network traffic.	Complicated to implement; the accuracy and applicability is limited.	Internet traffic (video traffic), etc.
Least Mean Square based	Do not require any prior knowledge of the traffic statistics.	Slow convergence with the time-domain NLMS based algorithms; High complexity with the wavelet-domain NLMS based algorithms.	Internet traffic (video traffic), etc.

Table 1. Comparison of traffic prediction techniques.

The authors in (Sadek & Khotanzad, 2004b) present a parameter estimation procedure for the k-factor GARMA model (a generalized form of FARIMA). They use an adaptive prediction scheme to enable the model to capture the non-stationary characteristic and deal with any possible growth in the future traffic. The results indicate that the performance of the k-factor GARMA model outperforms the traditional AR model. GARMA models can be used to model a time series with SRD and LRD characteristics, and they also can model the periodicity of a time series with fewer parameters than ARMA models. The authors in (Ramachandran & Bhethanabotla, 2000) use the GARMA framework to measure the periodicities of Ethernet traffic.

The advantages and disadvantages of some traffic prediction techniques are compared in Table 1.

4. Probability of Channel Availability

Currently, most of the spectrum is assigned to GSM and CDMA networks (Brodersen, 2004). For CDMA networks (e.g., CDMA 2000, UMTS), the code division access makes the coexistence of primary users and secondary users difficult unless FDMA-CDMA systems are used (Pezeshk & Zekavat, 2003). In that case, secondary users may use the available spectrum only if the entire CDMA channels are available. Here, it is assumed that secondary users can find the idle channels for communication which are licensed to GSM networks.

4.1 Channels in GSM Networks

GSM uses TDMA techniques to provide multiple access for mobile users (Rappaport, 2002). In GSM, the available forward and reverse frequency bands are divided into 200kHz wide channels called ARFCNs (Absolute Radio Frequency Band Numbers). ARFCN is time shared between 8 subscribers using TDMA (there are eight time slots per TDMA frame). The combination of a time slot number and an ARFCN constitutes a physical channel for both the forward and reverse link. Each physical channel in a GSM system can be mapped into different logical channels at different times. There are two types of GSM logical channels, called traffic channels (TCHs) and control channels (CCHs).

In GSM systems, there are control messages transmitted over control channels between subscribers and base stations even if no call is in progress. There are three main control channels: the broadcast channel (BCH), the common control channel (CCCH), and the dedicated control channel (DCCH). The BCH and CCCH forward control channels are allocated time slot 0 (TS0). In the same frame, the time slot 1, TS1, through 7, TS7, still can carry regular traffic. The DCCH may exist in any time slot and on any ARFCN except TS0 of the BCH ARFCN. However, there are three types of DCCHs in GSM: (i) the stand-alone dedicated control channels (SDCCHs) which can be considered as intermediate and temporary channels for accepting a call from the BCH and holding the traffic while waiting for the base stations to allocate a TCH channel; (ii) the Slow, and, (iii) the Fast Associated Control Channels (SACCHs and FACCHs) which are used for supervisory data transmission between mobiles and base stations during a call. In summary, for the three control channels, BCH and CCCH only use TS0 in each frame and DCCHs are call related. Therefore, if there is no call in progress, secondary user can find an available channel among TS1-TS7 to use.

To detect an unused physical channel, a secondary user needs to tune to a forward channel (ARFCN) and synchronize with the base station. For a TDMA frame, a secondary user can detect whether the time slots TS1-TS7 are used or not by analyzing the data bursts. Here, secondary users are assumed to have the capability to remove the effect of dummy burst which are used as filler information for unused time slots on the forward link.

4.2 Channel Availability Evaluation

Generally, multiple channels are licensed to primary users. Secondary users can select any idle channel for communication. However, once a secondary user detects the appearance of primary users, it should vacate the channel immediately to allow primary users to continue using that channel. Therefore, the activities of secondary users do not affect the traffic distribution of primary users. Primary users keep their normal activities regardless of the existence of secondary users. Here, the number of channels licensed to primary users is assumed to be constant. In addition, with a fair scheduling policy, primary users utilize all licensed channel equally.

Traffic pattern prediction enables secondary users to estimate the channel utilization in a near future. For voice communications, two crucial factors in the traffic pattern are call arrival rate and call holding time. To estimate the utilization of one channel, secondary users can predict or estimate the call arrival rate and call holding time of primary users that use this channel. Then, according to the prediction and/or estimation results, secondary users are able to evaluate the probability that the channel would be available for a given time period. By comparing the evaluated probability with some threshold, secondary users can decide whether to use this channel.

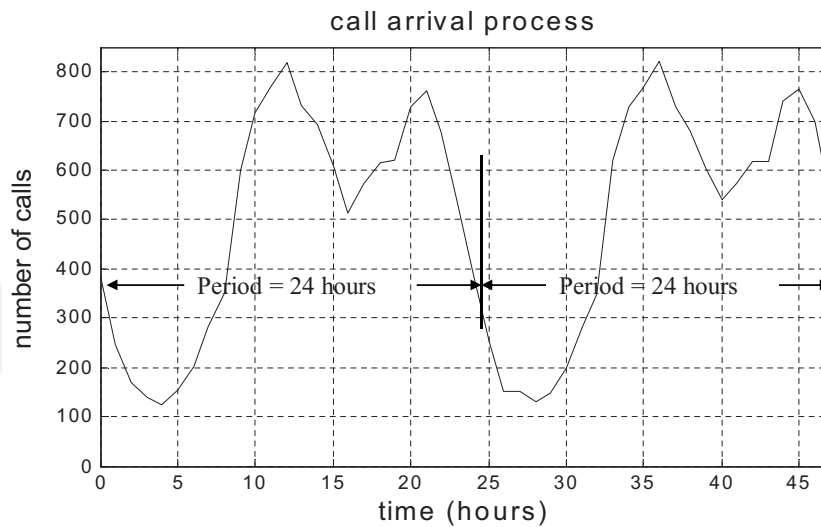


Fig. 1. Call arrival process.

In general, the traffic of voice communication in traditional wireless networks is periodic with a specific period T , e.g., $T = 24$ hours (one day), and it follows similar pattern in each period (Shu et al., 2003). An example of the call arrival process is shown in Fig. 1.

The call arrivals of primary users can be considered to follow non-homogeneous Poisson process $\{\mathcal{A}(t), t \geq 0\}$ (Snyder & Miller, 1991). The rate parameter for the process $\{\mathcal{A}(t)\}$ is $\lambda(t)$. $\lambda(t)$ may change over time. The expected call arrival rate between the time t_1 and t_2 is:

$$\lambda_{t_1, t_2} = \int_{t_1}^{t_2} \lambda(t) dt. \tag{1}$$

Thus, the number of call arrivals within the time interval $(t, t + \tau]$ follows a Poisson distribution with the parameter $\lambda_{t, t+\tau}$, i.e.,

$$\mathbb{P}\{(\mathcal{A}(t + \tau) - \mathcal{A}(t)) = k\} = \frac{e^{-\lambda_{t, t+\tau}} (\lambda_{t, t+\tau})^k}{k!}, k = 0, 1, \dots \tag{2}$$

Evenly dividing one traffic period into 24 time intervals $(t_n, t_{n+1}]$ ($n = 0, 1, \dots, 23$), then, the time duration T_d ($T_d = t_{n+1} - t_n$) for one time interval is one hour. For call arrival rate, a common metric employed in the telecommunication industry is the hourly number of calls (Chen & Trajkovic, 2004). Thus, the rate parameter $\lambda(t)$ can be assumed to maintain constant value $\frac{\lambda_n}{T_d}$ in each time interval $(t_n, t_{n+1}]$, i.e.,

$$\lambda(t) = \frac{\lambda_n}{T_d}, t \in (t_n, t_{n+1}] \tag{3}$$

where, λ_n is the total number of call arrivals in the time interval $(t_n, t_{n+1}]$.

Considering $t_n < t < t + \tau \leq t_{n+1}$, i.e., t and $t + \tau$ are within the same time interval $(t_n, t_{n+1}]$, the expected call arrival rate within τ is:

$$\lambda_{t, t+\tau} = \frac{\lambda_n}{T_d} \tau. \tag{4}$$

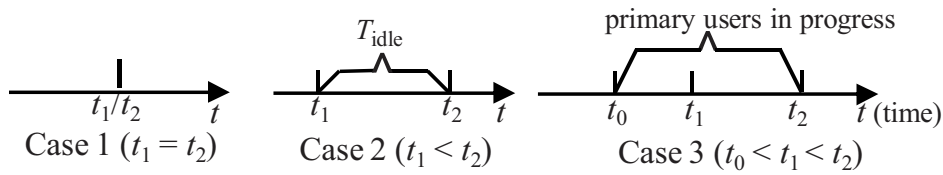


Fig. 2. Three cases for channel availability evaluation.

Similarly, using (1) and (3), $\lambda_{t,t+\tau}$ can be obtained when t and $t + \tau$ are within different time intervals or within different periods.

When a secondary user finds an idle channel and intends to start transmission over this channel, first, it predicts the number of primary user call arrivals in the current time interval $(t_n, t_{n+1}]$. Using (4), the secondary user obtains the call arrival rate of primary users, $\frac{\lambda_n}{T_d} \tau_{ch}$, within its oncoming call holding time τ_{ch} (the call holding time of its next call). Then, the secondary user evaluates the probability, P_{na} , that no primary user would occupy the channel within the call holding time τ_{ch} . According to (2), P_{na} corresponds to:

$$P_{na} = \frac{e^{-\frac{\lambda_n}{T_d} \tau_{ch}} \left(\frac{\lambda_n}{T_d} \tau_{ch}\right)^0}{0!} = e^{-\frac{\lambda_n}{T_d} \tau_{ch}}. \quad (5)$$

The oncoming call holding time τ_{ch} for a secondary user is a random variable and it is hard to predict. τ_{ch} in (5) can be replaced with the average call holding time \bar{T} of the secondary user. For a secondary user, \bar{T} can be calculated based on the cumulative total call holding time T_a and the total number of calls \mathcal{N}_c within a time duration, i.e., $\bar{T} = \frac{T_a}{\mathcal{N}_c}$.

To evaluate the probability that a channel is available for a given time period, secondary users should consider three scenarios discussed in the following.

Case 1 and 2 (see Fig. 2): Primary users end transmission at time t_1 , and a secondary user starts transmission at t_2 , $t_n < t_1 \leq t_2 \leq t_{n+1}$.

In these two cases, the secondary user only needs to evaluate the probability P_i that no primary user arrives within \bar{T} , $i = 1, 2$. According to (5), P_i corresponds to:

$$P_i = e^{-\frac{\lambda_n}{T_d} \bar{T}}, i = 1, 2. \quad (6)$$

Case 3 (see Fig. 2): One primary user starts transmission over a channel at time t_0 , and it ends transmission at t_2 . A secondary user intends to start transmission at t_1 over this channel (no other channels are available), $t_n < t_0 < t_1 < t_2 \leq t_{n+1}$, i.e., at time t_1 , the primary user call is still in progress. In this case, the secondary user is assumed to be capable of suspending its call for some time duration T_w ($T_w > 0$). Otherwise, the call of secondary users would drop (see (Li & Zekavat, 2009) for details).

In summary, to evaluate the probability that the channel would be available within \bar{T} , secondary users should be able to predict the number of primary user call arrivals in the corresponding time interval. In addition, secondary users should be able to obtain the PDF of call holding time distribution of primary users (for Case 3).

4.3 Call Arrival Prediction Algorithms

In Section 4.2, the rate parameter $\lambda(t)$ for the process $\{\mathcal{A}(t)\}$ is assumed to be constant, $\frac{\lambda_n}{T_d}$, in the time interval $(t_n, t_{n+1}]$ ($T_d = t_{n+1} - t_n$, $n = 0, 1, \dots, 23$), and λ_n is the total number of call arrivals in the time interval $(t_n, t_{n+1}]$. Therefore, to estimate the call arrival rate of primary

users within a given time period, secondary users need to predict the number of call arrivals in the corresponding time interval. Denoting the time interval $(t_n, t_{n+1}]$ in the $(m + 1)^{th}$ period as $(t_n + mT, t_{n+1} + mT]$, and the corresponding number of call arrivals in this time interval as λ_{n+mT} , the set of observations of the number of call arrivals in different time intervals of different periods can be considered as a discrete-time series $\{\lambda_t\}$ ($t = 0, 1, \dots$). Thus, secondary users can predict the call arrivals of primary users by using the known observations of the number of primary user call arrivals in the past. Here, we use SARIMA model as an example to discuss one-step prediction of the number of call arrivals in a time interval, i.e., predicting the number of call arrivals λ_{l+1} given the known observations of call arrivals $\lambda_i, i \in \{1 \dots l\}$.

$\{\lambda_t\}$ is a seasonal ARIMA $(p, d, q) \times (P, D, Q)_s$ process with period s if the differenced series $Y_t = (1 - B)^d(1 - B^s)^D \lambda_t$ is a causal ARMA process defined by:

$$\begin{aligned} & (1 - \phi_1 B - \dots - \phi_p B^p) \left(1 - \Phi_1 B^s - \dots - \Phi_P (B^s)^P \right) Y_t \\ & = (1 + \theta_1 B + \dots + \theta_q B^q) \left(1 + \Theta_1 B^s + \dots + \Theta_Q (B^s)^Q \right) Z_t, \end{aligned} \tag{7}$$

where, p and P are the non-seasonal and seasonal autoregressive orders, respectively; q and Q are the non-seasonal and seasonal moving average orders, respectively, and d and D are the numbers of the regular and seasonal differences required. In addition, $\phi_1, \dots, \phi_p, \Phi_1, \dots, \Phi_P, \theta_1, \dots, \theta_q, \Theta_1, \dots, \Theta_Q$ are coefficient parameters. B is the backward operation, i.e., $B\lambda_t = \lambda_{t-1}$, and $Z_t \sim N(0, \sigma^2)$ (Brockwell & Davis, 2002).

With the simulated field data of $\{\lambda_t\}$, the autocorrelation of $\{Y_t\}$ with different d and D is calculated and it is found that $d = 1$ and $D = 1$ make the process $\{Y_t\}$ stationary. With period $s = 24$, the differenced observation Y_t corresponds to:

$$Y_t = (1 - B)(1 - B^{24})\lambda_t = \lambda_t - \lambda_{t-1} - \lambda_{t-24} + \lambda_{t-25}. \tag{8}$$

Rearranging (8),

$$\lambda_t = Y_t + \lambda_{t-1} + \lambda_{t-24} - \lambda_{t-25}. \tag{9}$$

Considering h -step prediction, and setting $t = l + h$:

$$\lambda_{l+h} = Y_{l+h} + \lambda_{l+h-1} + \lambda_{l+h-24} - \lambda_{l+h-25}. \tag{10}$$

Using P_l to denote the best linear predictor, according to (10),

$$P_l \lambda_{l+h} = P_l Y_{l+h} + P_l \lambda_{l+h-1} + P_l \lambda_{l+h-24} - P_l \lambda_{l+h-25}. \tag{11}$$

After calculating $P_l Y_{l+h}$ of Y_{l+h} , the prediction $P_l \lambda_{l+h}$ of λ_{l+h} can be computed recursively by noting that $P_l \lambda_{l+1-j} = \lambda_{l+1-j}$ for $j \geq 1$. For one-step prediction ($h = 1$), according to (11), $P_l \lambda_{l+1}$ corresponds to:

$$P_l \lambda_{l+1} = P_l Y_{l+1} + \lambda_l + \lambda_{l-23} - \lambda_{l-24}. \tag{12}$$

The linear prediction of ARMA process $\{Y_t\}$ ($P_l Y_{l+h}$) can be implemented by the innovations algorithm (Brockwell & Davis, 2002).

Some algorithms discussed in Section 3 can also be used to implement the call arrival prediction. For other traffic types in various applications such as image and video, different algorithms can be selected to forecast the future traffic.

If the current time is within the time interval $(t_{n+1}, t_{n+2}]$, given the predicted result $\hat{\lambda}_{n+1}$, for Case 1 and 2 discussed in Section 4.2, the probability P_i that a channel would be available to the secondary user corresponds to:

$$P_i = e^{-\frac{\hat{\lambda}_{n+1}}{3600} \bar{T}}, i = 1, 2, \quad (13)$$

where, $\hat{\lambda}_{n+1}$ is the predicted result of λ_{n+1} , and \bar{T} is the average call holding time of the secondary user.

4.4 Decision of Channel Availability

Introducing traffic prediction techniques to cognitive radio systems would impact the communication performance of both primary and secondary users. To maintain a trade-off between performance measurements including channel switching rate and call blocking rate of secondary users, interference on primary users and spectrum reuse efficiency, secondary users can set a threshold P_{th} ($P_{th} \in [0, 1]$) to determine whether to use a channel. If the probability P_i ($i = 1, 2$) is not less than this threshold, i.e.,

$$P_i \geq P_{th}, \quad (14)$$

then, a secondary user can proceed to use the channel. Otherwise, it would abandon using the channel.

The probability threshold P_{th} in (14) is determined by the requirements on performance measurements, whereas performance measurements are affected by the probabilities of false alarm and missed detection. Here, false alarm refers to the condition that a secondary user judges that primary users would appear whereas, actually, no primary user appears; missed detection refers to the condition that a secondary user judges that no primary user would appear whereas, actually, primary users appear.

To balance the performance in terms of the call blocking rate of secondary users, spectrum reuse efficiency and the interference on primary users, the probability threshold should be selected such that the occurrence rate of false alarm is equal to that of missed detection (Li & Zekavat, 2009).

Defining P_{avg} as:

$$P_{avg} = \frac{\sum P_i}{\mathcal{N}}, \quad (15)$$

where, $\sum P_i$ is the summation of the evaluated probabilities of channel availability over all \mathcal{N} decisions (assuming, for one channel, a secondary user makes \mathcal{N} decisions on channel availability).

Based on the discussion in (Li & Zekavat, 2009),

$$\mathbb{P}\{P_i \geq P_{th}\} = P_{avg}. \quad (16)$$

Considering P_i is uniformly distributed between $(1 - \alpha)P_{avg}$ and $(1 + \alpha)P_{avg}$ ($0 \leq \alpha \leq 1$, α is used to vary the range), according to (16),

$$P_{th} = \left(\frac{\sum P_i}{\mathcal{N}} \right) \left(1 + \alpha - 2\alpha \left(\frac{\sum P_i}{\mathcal{N}} \right) \right), 0 \leq \alpha \leq 1. \quad (17)$$

where, $\sum P_i$ is introduced in (15).

Taking advantage of the intelligence of cognitive radio, secondary users can dynamically select an appropriate α based on the evaluation results of probability of channel availability.

If P_i is assumed to be uniformly distributed between $P_i^{(max)}$ and $P_i^{(min)}$, and the PDF is $\frac{1}{P_i^{(max)} - P_i^{(min)}}$, secondary users can record the $P_i^{(max)}$ and $P_i^{(min)}$ for each time interval. Then, according to (16), P_{th} corresponds to:

$$P_{th} = P_i^{(max)} - \frac{\sum P_i}{\mathcal{N}} \left(P_i^{(max)} - P_i^{(min)} \right). \tag{18}$$

Within a time interval, for one channel, the secondary user can set the threshold P_{th} according to (17) or (18) by using the past evaluated probability results. Note that, within a time interval, the selection of P_{th} is impacted by the number of primary user call arrivals. Therefore, in different time intervals, P_{th} should be set dynamically. The impact of traffic prediction on communication performance is evaluated in (Li & Zekavat, 2009) based on simulations.

5. Probability of secondary users' successful transmissions

Before starting a transmission, a secondary user needs to check the channel availability. Here, if a channel is available, it means that currently the channel is idle, and the probability that the channel would not be occupied by primary users within \bar{T} (\bar{T} is the average call holding time of the secondary user) is not less than the probability threshold. Thus, at time t , the probability P_a that at least one channel is available to secondary users corresponds to (considering total m channels are licensed to primary users):

$$P_a = 1 - \prod_{k=1}^m \left[1 - P_c^{(k)} \cdot \mathbb{P}\{P_i^{(k)} \geq P_{th}^{(k)}\} \right], \tag{19}$$

where, $P_c^{(k)}$ is the probability that channel k is idle at time t ; $P_i^{(k)}$ is the evaluated probability that channel k would not be occupied by primary users within \bar{T} , and $P_{th}^{(k)}$ is the probability threshold set for channel k . When the hourly number of call arrivals, λ_n , increases, $P_c^{(k)}$ would decrease. If, at time t , a secondary user has a transmission request, then, the probability P_{br} that this request would be blocked corresponds to:

$$P_{br} = 1 - P_a = \prod_{k=1}^m \left[1 - P_c^{(k)} \cdot \mathbb{P}\{P_i^{(k)} \geq P_{th}^{(k)}\} \right]. \tag{20}$$

To examine the probability that there is a successful secondary user's transmission at time t , P_b is assumed to be the probability that there is a secondary user's transmission request at time t . Then, the probability P_s that, at time t , there is a successful secondary user's transmission corresponds to:

$$P_s = P_a \cdot P_b = \left\{ 1 - \prod_{k=1}^m \left[1 - P_c^{(k)} \cdot \mathbb{P}\{P_i^{(k)} \geq P_{th}^{(k)}\} \right] \right\} \cdot P_b. \tag{21}$$

Generally, the occupancy of the channels is correlated. Here, for simplicity, P_c is assumed equal for all channels, i.e., $P_c^{(1)} = P_c^{(2)} = \dots = P_c^{(m)}$. With another assumption that $\mathbb{P}\{P_i^{(k)} \geq$

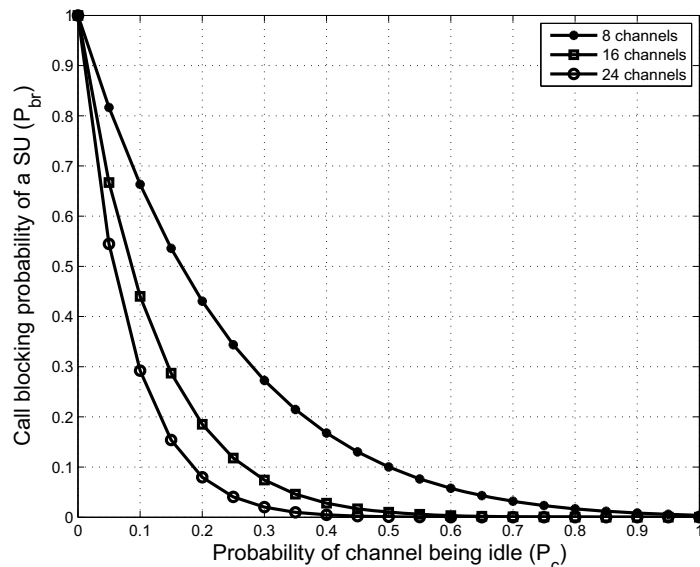


Fig. 3. Call blocking probability of a Secondary User (SU).

$P_{th}^{(k)} = 0.5$, according to (20), the call blocking probability of a secondary user, P_{br} , with respect to different P_c is sketched in Fig. 3. It can be observed that, (a) when P_c increases, i.e., λ_n decreases, P_{br} decreases, and, (b) when the number of available channels increases, P_{br} decreases.

According to (21), the probability P_s with respect to different P_b and P_c is sketched in Fig. 4 ($m = 8$). The probability P_s is low when either P_b or P_c is low (if the competition among secondary users in using the channel is considered, P_s would be lower). This is due to the fact that, when P_b is low, at time t , even if channels are available, nonetheless, secondary users may not have transmission requests; when P_c is low, i.e., λ_n is high, the transmission requests from secondary users would mostly be blocked (this can be illustrated by Fig. 5). In other words, requesting channels from secondary users and channels becoming available do not occur simultaneously. This implies that, in some situations, even if channels which are licensed to primary users are underutilized statistically, it is still hard for secondary users to obtain available channels because channel access by primary users and channel request from secondary users are both random processes.

6. Cooperative Prediction

To improve the accuracy of call arrival prediction, a secondary user may collect the prediction results of primary users' call arrivals from other secondary users, and obtain the average value of the predicted call arrivals. This is called cooperative prediction. Secondary users which are involved in the cooperative prediction should be able to monitor the same channel(s). Furthermore, a common channel (mostly, with low bandwidth) is required for those secondary users to share the prediction results. After collecting \mathcal{M} prediction results of λ_{n+1} from other \mathcal{M} secondary users, the secondary user may calculate the average value $\bar{\lambda}_{n+1}$ to evaluate the

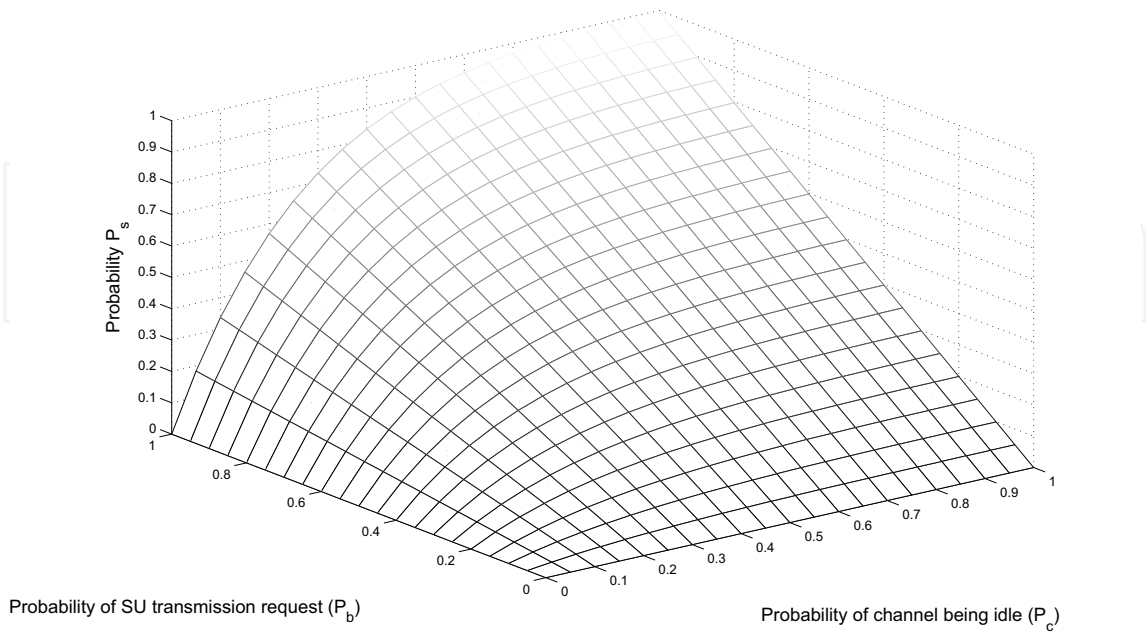


Fig. 4. Probability that there is a successful secondary user's transmission at time t .

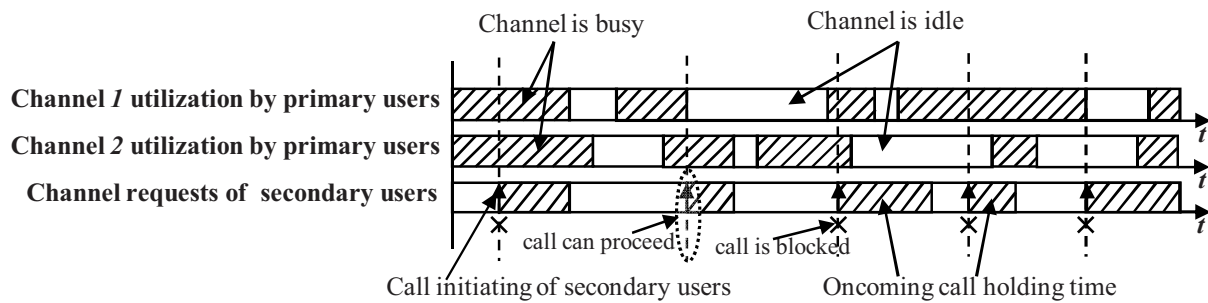


Fig. 5. Channel utilization and secondary users' channel requests.

probability of channel availability. $\bar{\lambda}_{n+1}$ can be calculated as:

$$\bar{\lambda}_{n+1} = \frac{\sum_{i=1}^{\mathcal{M}+1} \hat{\lambda}_{n+1}^{(i)}}{\mathcal{M} + 1}, \tag{22}$$

where, $\hat{\lambda}_{n+1}^{(i)}$ is the prediction result of λ_{n+1} from secondary user i .

If the average call holding time \bar{T} is the same for those involved secondary users, another cooperation technique can be employed (Unnikrishnan & Veeravalli, 2008); (Aalo & Viswanathan, 1992). Considering two hypotheses H_1 and H_0 :

$$\begin{cases} H_1 : & P_i \geq P_{th} \\ H_0 : & P_i < P_{th}, \end{cases} \tag{23}$$

for secondary user k , the decision U_k corresponds to:

$$U_k = \begin{cases} 1, & \text{if } H_1 \text{ is true} \\ -1. & \text{if } H_0 \text{ is true} \end{cases} \tag{24}$$

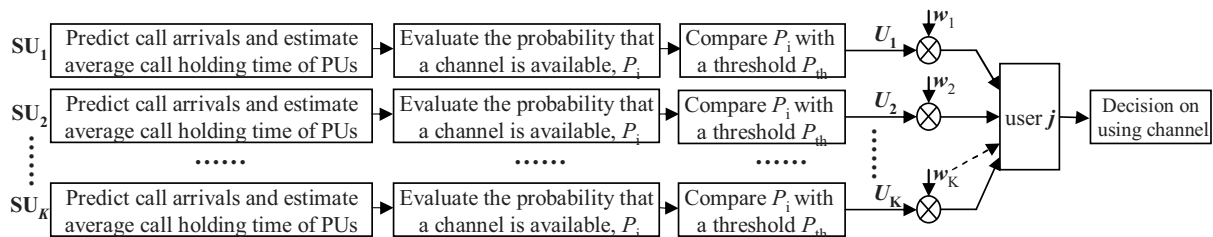


Fig. 6. Cooperative prediction (SU: Secondary User, PU: Primary User).

After receiving decisions in the form of U_i from other K secondary users, one secondary user can calculate the summation of all U_i 's. If the summation result is greater than 0, i.e.,

$$\sum_{i=1}^{K+1} U_i > 0, \quad (25)$$

then, the secondary user can proceed to use the channel. Otherwise, it should abandon using the channel. Fig. 6 illustrates the whole process, in which w_1, \dots, w_K are the weights that can be simply considered as one or tuned based on field data.

7. Traffic Prediction based Spectrum Sharing

Cognitive Radio (CR) techniques enable the inter-vendor and user-central spectrum sharing (Zekavat & Li, 2005); (Li & Zekavat, 2007). The approach of finding available spectrum based on traffic pattern prediction can be applied to different cognitive radio based spectrum sharing techniques.

7.1 Spectrum Sharing across Multiple Service Providers

In business zones, for an infrastructure (e.g., base station) of a service provider, when the number of active users is greater than the maximal number of users that it can accommodate (i.e., the infrastructure is in overloaded status due to channel scarcity), the incoming users would be blocked. However, at the same time, nearby infrastructures of other service providers might be in the underloaded status. Available channels licensed to these service providers or other organizations can be used by the overloaded infrastructure (assuming multiple service providers coexist in the same area). The difference in traffic load across multiple service providers might be due to the diversity of services that service providers offer to their customers, e.g., mobile communication, wireless Internet for laptops, etc.

Generally, there are two approaches for the overloaded infrastructure to find available channels which are licensed to other service providers: (a) the overloaded infrastructure asks neighboring service providers for available channels; (b) the overloaded infrastructure is equipped with CR, and it senses the available channels within its coverage area. However, if the cell radii of service providers involved are different, and/or the infrastructures of different service providers are not located at the same positions, then, both approaches could lead to co-channel interference.

To reduce the co-channel interference and remove the need of equipping CR in each infrastructure of different service providers, a CR network consisting of multiple fixed CR nodes can be deployed to support the spectrum sharing. These CR nodes are distributed regularly within the area of interest, and each CR node is a dedicated node that senses the surrounding environment and monitors the channel usage within its sensing range. Those channels might

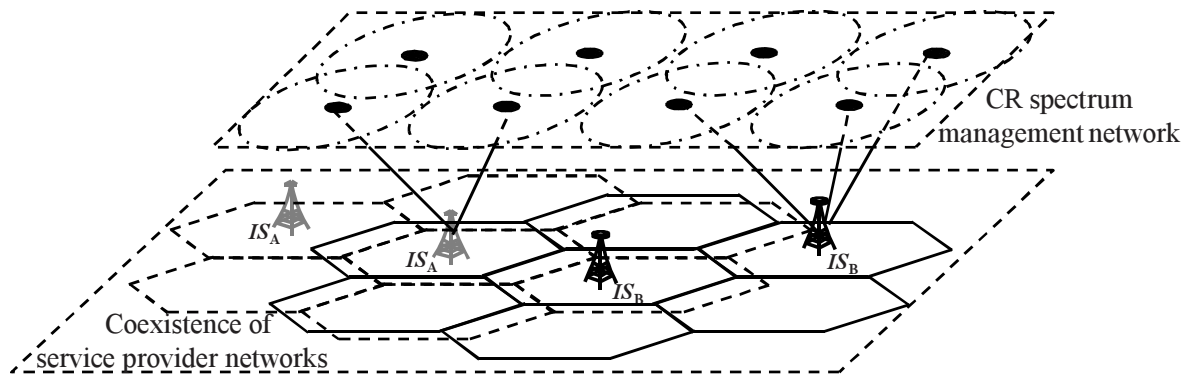


Fig. 7. A CR spectrum management network coexists with multiple cell based wireless networks.

be licensed to different service providers. To avoid co-channel interference, CR nodes which monitor the channel usage in the cell of interest and the corresponding co-channel cells cooperate to provide channel availability information for the overloaded infrastructures of service providers. CR nodes are connected together via wire or they communicate wirelessly to form a network. The CR network can be called a spectrum management network, and coexists with the wireless networks operated by different service providers (see Fig. 7). Thus, when one or more infrastructures of a service provider are overloaded, they request the channel availability information from those surrounding CR nodes. Then, overloaded infrastructures process the information to select the optimum channels based on the channel associated metrics such as interference level and the probability of channel being available for a certain time duration. A CR node would determine channel i is available if: 1) The instantaneous RF (Radio Frequency) energy (plus noise) in this channel, $I_{int}^{(i)}$, is less than the tolerable interference limit, $I_{tol}^{(i)}$, of this channel, i.e., $I_{int}^{(i)} < I_{tol}^{(i)}$, and, 2) The probability $P^{(i)}$ that this channel would be available (not occupied by its licensed users) for a given time period is not less than a threshold $P_{th}^{(i)}$, i.e., $P^{(i)} \geq P_{th}^{(i)}$. $P^{(i)}$ is evaluated by CR nodes using the discussed traffic pattern prediction technique. Thus, it reduces the probability that the selected channels are claimed by their licensed users when these channels are being used by the overloaded infrastructure.

8. Conclusion

In this chapter, traffic models and traffic prediction techniques which can be implemented in secondary (cognitive) users are discussed. Methods are introduced for secondary users to evaluate the probability of channel being available for a given time period in different situations. Comparing the evaluated probability of channel availability with a threshold, secondary users can determine whether to use a channel. The threshold maintains a trade-off between the channel switching rate and call blocking rate of secondary users, the interference on primary users and spectrum reuse efficiency.

In addition, the probability that there is a successful secondary user's transmission at one time instance is examined, and cooperative prediction techniques are briefly introduced. Finally, the application of the traffic pattern prediction technique in spectrum sharing is discussed.

9. References

- Aalo V. & Viswanathan R. (1992). Asymptotic performance of a distributed detection system in correlated Gaussian noise. *IEEE Trans. Signal Processing*, vol. 40, pp. 211-213, Jan. 1992.
- Adas A. (1997). Traffic models in broadband networks, *IEEE Communications Magazine*. vol. 35, no. 7, pp. 82-89, July 1997.
- Adas A. (1998). Using adaptive linear prediction to support real-time vbr video under rcbn network service model. *IEEE/ACM Transactions Networking*, vol. 6, no. 5, pp. 635-644, 1998.
- Anderlind E. & Zander J. (1997). A traffic model for non-real-time data users in a wireless radio network. *IEEE Commun. Letters*, vol. 1, no. 2, pp. 37-39, Mar 1997.
- Basu S.; Mukherjee A. & Klivansky S. (1996). Time series models for internet traffic, *Proceedings of IEEE INFOCOM'96*, vol. 2, pp. 611-620, Mar 1996.
- Basu S. & Mukherjee A. (1999). Time series models for internet traffic, *Proceedings of 24th Conf. Local Computer Networks*, pp. 164-171, Oct. 1999.
- Bolotin V. A. (1994). Modeling call holding time distributions for CCS network design and performance analysis. *IEEE J. Select. Areas Commun.*, vol. 12, Issue 3, pp. 433-438, April 1994.
- Brockwell P. J. & Davis R. A. (2002). *Introduction to Time Series and Forecasting*, second ed., Springer-Verlag New York, 2002.
- Brodersen R. W.; Wolisz A.; Cabric D.; Mishra S. M. & Willkomm D. (2004). 2004 White Paper: CORVUS-A Cognitive Radio Approach for Usage of Virtual Unlicensed Spectrum, available online <http://bwrc.eecs.berkeley.edu/Research/MCMA/>.
- Chen H. & Trajkovic L. (2004). Trunked radio systems: traffic prediction based on user clusters. *Wireless Communication Systems*, pp. 76-80, Sept. 2004.
- Corradi M.; Garroppo R. G.; Giordano S. & Pagano M. (2001). Analysis of f-ARIMA processes in the modeling of broadband traffic, *Proceedings of ICC'01*, vol. 3, pp. 964-968, 2001.
- Cortez P.; Rio M.; Rocha M. & Sousa P. (2006). Internet Traffic Forecasting using Neural Networks, *International Joint Conference on Neural Networks*, pp. 2635 - 2642, July 2006.
- Dawood A. M. & Ghanbari M. (1999). Content-based MPEG video traffic modeling. *IEEE Trans. Multimedia*, vol. 1, no. 1, pp.77-87, Mar 1999.
- Doulamis A. D.; Doulamis N. D. & Kollias S. D. (2003). An adaptable neural-network model for recursive nonlinear traffic prediction and modeling of MPEG video sources, *IEEE Trans. on Neural Networks*, vol. 14, no. 1, pp. 150-166, Jan. 2003.
- Feng H.; Shu Y.; Wang S. & Ma M. (2006). SVM-Based Models for Predicting WLAN Traffic, *Proceedings of IEEE ICC 2006*, vol. 2, pp. 597-602, June 2006.
- Filipiak J. & Chemouil P. (1987). Modeling and Prediction of Traffic Fluctuations in Telephone Networks. *IEEE Trans. Commun.*, vol. 35, no. 9, pp. 931-941, September 1987.
- Filipiak J. (1992). Accuracy of traffic modeling in fast packet switching. *IEEE Trans. Communications*, vol. 40, no. 4, pp. 835-846, April 1992.
- Frost V. S. & Melamed B. (1994). Traffic modeling for telecommunications networks. *IEEE Commun. Magazine*, vol. 32, no. 3, pp. 70-81, Mar 1994.
- Gruber J. G. (1981). Delay related issues in integrated voice and data networks. *IEEE Trans. Commun.*, vol. 29, no. 6, pp. 786-800, June 1981.
- Hall J. & Mars P. (2000). Limitations of artificial neural networks for traffic prediction in broadband networks. *IEE Proc. Communications*, vol. 147, no. 2, pp. 114-118, 2000.

- Hansegawa M.; Wu G. & Mizuno M. (2001). Applications of nonlinear prediction methods to the Internet traffic, *Proceedings of ISCAS'01*, vol. 3, pp. 169-172, May 2001.
- Haykin S. (2005). Cognitive radio: brain-empowered wireless communications. *IEEE J. Select. Areas Commun.*, vol. 23, pp. 201-220, Feb. 2005.
- Hong D. & Rappaport S. S. (1986). Traffic model and performance analysis for cellular mobile radio telephone systems with prioritized and nonprioritized handoff procedures. *IEEE Trans. Vehicular Technology*, vol. 35, no. 3, pp. 77-92, Aug 1986.
- Jiang M.; Nikolic M.; Hardy S. & Trajkovic L. (2001). Impact of self-similarity on wireless data network performance, *Proceedings of ICC 2001*, pp. 477-481, June 11-14, 2001.
- Khotanzad A. & Sadek N. (2003). Multi-scale high-speed network traffic prediction using combination of neural network, *Proceedings of IJCNN'03*, vol. 2, pp. 1071-1075, July 2003.
- Kleinrock L. (1993). On the Modeling and Analysis of Computer Networks. *Proceedings of IEEE*, vol. 81, no. 8, pp. 1179-1191, 1993.
- Knightly E. W. & Zhang H. (1997). D-BIND: an accurate traffic model for providing QoS guarantees to VBR traffic. *IEEE/ACM Trans. Networking*, vol. 5, no. 2, pp. 219-231, April 1997.
- Kohandani F.; McAvoy D. W. & Khandani A. K. (2006). Wireless airtime traffic estimation using a state space model, *Proceedings of CNSR 2006*, pp. 8, May 2006.
- Krithikaivasan B.; DeKa1 K. & Medhi D. (2004). Adaptive bandwidth provisioning envelope based on discrete temporal network measurements, *Proceedings of INFOCOM'04*, Hong Kong, pp. 1786-1796, Mar. 2004.
- Leland W.; Taqqu M.; Willinger W. & Wilson D. (1994). On the self-similar nature of Ethernet traffic (extended version). *IEEE/ACM Transactions on Networking*, vol. 2, no. 1, pp. 1-15, 1994.
- Leung K. K.; Massey W. A. & Whitt W. (1994). Traffic models for wireless communication networks. *IEEE J. Select. Areas Commun.*, vol. 12, no. 8, pp. 1353-1364, Oct 1994.
- Li S. Q. (1990). Traffic characterization for integrated services networks, *IEEE Trans. Commun.*, vol. 38, no. 8, pp. 1231-1243, Aug. 1990.
- Li X. & Zekavat S. A. (2007). Inter-Vendor Dynamic Spectrum Sharing: Feasibility Study and Performance Evaluation, *Proceedings of IEEE DySPAN 2007*, pp. 412-415, April 2007.
- Li X. & Zekavat S. A. (2008). Traffic Pattern Prediction and Performance Investigation for Cognitive Radio Systems, *Proceedings of IEEE WCNC Conference, 2008*, pp. 884-889, March 2008.
- Li X. & Zekavat S. A. (2009). Cognitive Radio Based Spectrum Sharing: Evaluating Channel Availability via Traffic Pattern Prediction. *Journals of Communications and Networks, Special Issue on Cognitive Radio: A path in the evolution of public wireless networks*, vol. 11, no. 2, pp. 104-114, April 2009.
- Liang Q. & Mendel J. M. (2000). Interval type-2 fuzzy logic systems: Theory and design, *IEEE Trans. Fuzzy Systems*, vol. 8, pp. 535-551, Oct. 2000.
- Liang Q. (2002). Ad hoc wireless network traffic-self-similarity and forecasting. *IEEE Commun. Letters*, vol. 6, no. 7, pp. 297-299, Jul 2002.
- Liu H. & Mao G. (2005). Prediction Algorithms for Real-Time Variable-Bit-Rate Video, *Asia-Pacific Conference on Communications*, pp. 664-668, Oct. 2005.
- Lobejko W. (1996). Traffic prediction by neural approach, *Proceedings of MILCOM'96*, vol. 2, pp. 21-24, Oct. 1996.


- Lucantoni D. M.; Neuts M. F. & Reibman A. R. (1994). Methods for performance evaluation of VBR video traffic models. *IEEE/ACM Trans Networking*, vol. 2, no. 2, pp. 176-180, April 1994.
- Maglaris B.; Anastassiou D.; Sen P.; Karlsson G. & Robbins J. (1988), Performance Models of Statistical Multiplexing in Packet Video Communications. *IEEE Trans. Communication*, vol. 36, pp. 834-844, July 1988.
- Papadopouli M.; Shen H.; Raftopoulos E.; Ploumidis M. & Hernandez-Campos F. (2005). Short-term traffic forecasting in a campus-wide wireless network, *Proceedings of IEEE PIMRC 2005*, vol. 3, pp. 1446-1452, Sept. 2005.
- Papadopouli M.; Raftopoulos E. & Shen H. (2006). Evaluation of short-term traffic forecasting algorithms in wireless networks. *Next Generation Internet Design and Engineering*, 2006, pp. 102-109, 2006.
- Papagiannaki K.; Taft N.; Zhang Z. & Diot C. (2005). Long-term forecasting of Internet backbone traffic, *IEEE Trans. Neural Networks*, vol. 16, no. 5, pp. 1110-1124, Sept. 2005.
- Pavlidou F. N. (1994). Two-dimensional traffic models for cellular mobile systems. *IEEE Trans. Commun.*, vol. 42, no. 234, pp. 1505-1511, Feb/Mar/Apr 1994.
- Paxon V. & Floyd S. (1995). Wide Area Traffic: The Failure of Poisson Modeling. *IEEE/ACM Trans. on Networking*, pp. 292-298, 1995.
- Pezeshk A. & Zekavat S. A. (2003). Inter-vendor spectrum sharing in DS-CDMA and MC-CDMA systems, *Proceedings of IEEE 37th Asilomar conference on Signals, Systems and Computers*, Nov. 9-12, 2003.
- Ramachandran R. & Bhethanabotla V. N. (2000). Generalized autoregressive moving average modeling of the Bellcore data, *Proceedings of 25th Annual IEEE Conference on Local Computer Networks*, pp. 654-661, Nov. 2000.
- Randhawa T. S. & Hardy R. H. S. (1998). Estimation and prediction of VBR traffic in high-speed networks using LMS filters, *Proceedings of IEEE ICC'98*, vol. 1, pp. 253-258, June 1998.
- Rappaport T. S. (2002). *Wireless communications*, Prentice Hall PTR, 2nd edn. 2002.
- Ryu B. (1999). Modeling and simulation of broadband satellite networks. II. Traffic modeling. *IEEE Commun. Magazine*, vol. 37, no. 7, pp. 48-56, July 1999.
- Sadek N.; Kbotanzad A. & Chen T. (2003). ATM dynamic bandwidth allocation using FARIMA prediction model, *Proceedings of International Conference on Computer Communications and Networks*, Dallas, TX, pp. 359-363, 2003.
- Sadek N. & Khotanzad A. (2004a). Dynamic bandwidth allocation using a two-stage fuzzy neural network based traffic predictor, *Proceedings of IEEE International Joint Conference on Neural Networks*, vol. 3, pp. 2407-2412, July 2004.
- Sadek N. & Khotanzad A. (2004b). Multi-scale high-speed network traffic prediction using k-factor Gegenbauer ARMA model, *Proceedings of IEEE ICC'04*, vol. 4, pp. 2148-2152, June 2004.
- Sang A. & Li S. (2000). A predictability analysis of network traffic, *Proceedings of INFOCOM*, pp. 342-351, Mar. 2000.
- Sang A. & Li S. (2002). A predictability analysis of network traffic. *Computer networks*, vol. 39, pp. 329-345, 2002.
- Shu Y.; Jin Z.; Zhang L.; Wang L. & Yang O. W. W. (1999). Traffic prediction using FARIMA models, *Proceedings of International Conference on Communications*, vol. 2, pp. 891-895, 1999.

- Shu Y.; Yu M.; Liu J. & Yang O. W. W. (2003). Wireless traffic modeling and prediction using seasonal ARIMA models, *Proceedings of IEEE ICC'03*, vol. 3, pp. 1675-1679, May 2003.
- Skelly P.; Schwartz M. & Dixit S. (1993). A Histogram-Based Model for Video Traffic Behavior in an ATM Multiplexer. *IEEE/ACM Trans. Networking*, vol. 1, pp. 446-458, August 1993.
- Snyder D. & Miller M. (1991). *Random point processes in time and space*, second ed., Springer-Verlag New York, 1991.
- Zekavat S. A. & Li X. (2005). User-Central Wireless System: Ultimate Dynamic Channel Allocation, *Proceedings of IEEE DySPAN'05*, pp. 82-87, Nov. 2005.
- Zhao G. F.; Tang H.; Xu W. B. & Zhang Y. H. (2004). Application of neural network for traffic forecasting in telecom networks, *Proceedings of International Conference on Machine Learning and Cybernetics*, vol. 4, pp. 2607-2611, Aug. 2004.
- Unnikrishnan J. & Veeravalli V. V. (2008). Cooperative sensing for primary detection in cognitive radio. *IEEE J. Selected Topics in Signal Processing*, vol. 2, pp. 18-27, Feb. 2008.

IntechOpen

IntechOpen

IntechOpen



Cognitive Radio Systems

Edited by Wei Wang

ISBN 978-953-307-021-6

Hard cover, 340 pages

Publisher InTech

Published online 01, November, 2009

Published in print edition November, 2009

Cognitive radio is a hot research area for future wireless communications in the recent years. In order to increase the spectrum utilization, cognitive radio makes it possible for unlicensed users to access the spectrum unoccupied by licensed users. Cognitive radio let the equipments more intelligent to communicate with each other in a spectrum-aware manner and provide a new approach for the co-existence of multiple wireless systems. The goal of this book is to provide highlights of the current research topics in the field of cognitive radio systems. The book consists of 17 chapters, addressing various problems in cognitive radio systems.

How to reference

In order to correctly reference this scholarly work, feel free to copy and paste the following:

Xiukui Li and Seyed A. Reza Zekavat (2009). Traffic Pattern Prediction Based Spectrum Sharing for Cognitive Radios, Cognitive Radio Systems, Wei Wang (Ed.), ISBN: 978-953-307-021-6, InTech, Available from: <http://www.intechopen.com/books/cognitive-radio-systems/traffic-pattern-prediction-based-spectrum-sharing-for-cognitive-radios>

INTECH

open science | open minds

InTech Europe

University Campus STeP Ri
Slavka Krautzeka 83/A
51000 Rijeka, Croatia
Phone: +385 (51) 770 447
Fax: +385 (51) 686 166
www.intechopen.com

InTech China

Unit 405, Office Block, Hotel Equatorial Shanghai
No.65, Yan An Road (West), Shanghai, 200040, China
中国上海市延安西路65号上海国际贵都大饭店办公楼405单元
Phone: +86-21-62489820
Fax: +86-21-62489821

© 2009 The Author(s). Licensee IntechOpen. This chapter is distributed under the terms of the [Creative Commons Attribution-NonCommercial-ShareAlike-3.0 License](https://creativecommons.org/licenses/by-nc-sa/3.0/), which permits use, distribution and reproduction for non-commercial purposes, provided the original is properly cited and derivative works building on this content are distributed under the same license.

IntechOpen

IntechOpen