

We are IntechOpen, the world's leading publisher of Open Access books Built by scientists, for scientists

4,800

Open access books available

122,000

International authors and editors

135M

Downloads

Our authors are among the

154

Countries delivered to

TOP 1%

most cited scientists

12.2%

Contributors from top 500 universities



WEB OF SCIENCE™

Selection of our books indexed in the Book Citation Index
in Web of Science™ Core Collection (BKCI)

Interested in publishing with us?
Contact book.department@intechopen.com

Numbers displayed above are based on latest data collected.

For more information visit www.intechopen.com



Augmented Marked Graphs and the Analysis of Shared Resource Systems

King Sing Cheung
University of Hong Kong
Hong Kong

1. Introduction

Augmented marked graphs were first introduced in 1997 (Chu & Xie, 1997). They are not well known as compared to other sub-classes of Petri nets such as free-choice nets (Desel & Esparza, 1995), and the properties of augmented marked graphs are not studied extensively. However, augmented marked graphs possess a structure which is desirable for modelling shared resources, and for this reason, they are often used in modelling shared resource systems, such as manufacturing systems (Chu & Xie, 1997; Zhou & Venkatesh, 1999; Jeng et al., 2000; Jeng et al., 2002; Huang et al., 2003; Cheung & Chow, 2005).

There are a few published works on augmented marked graphs. Based on siphons and mathematical programming, Chu and Xie proposed a necessary and sufficient condition of live and reversible augmented marked graphs, which checks the existence of potential deadlocks (Chu & Xie, 1997). However, this involves the flow of tokens during execution and cannot be checked simply by looking into the structure. Chu and Xie also proposed another siphon-based characterisation for live and reversible augmented marked graphs but it provides a sufficient condition only. On the other hand, the boundedness and conservativeness of augmented marked graphs were not investigated.

In the literature, apart from (Chu & Xie, 1997), the studies of augmented marked graphs mainly focus on their property-preserving synthesis or composition. Jeng et al. proposed a synthesis of process nets (covering augmented marked graphs) for manufacturing system design, where the condition of liveness and reversibility are based on siphons and the firability of transitions (Jeng et al., 2000; Jeng et al., 2002). Huang et al. also investigated the composition of augmented marked graphs so that properties such as liveness, boundedness and reversibility can be preserved (Huang et al., 2003).

In our earlier works on augmented marked graphs, we proposed characterisations for their liveness, boundedness, reversibility and conservativeness and applied the characterisations to the analysis and design of manufacturing systems, object-oriented systems and shared resource systems (Cheung, 2004; Cheung, 2005; Cheung & Chow, 2005a; Cheung & Chow, 2005b; Cheung & Chow, 2005c; Cheung, 2006; Cheung & Chow, 2006; Cheung et al., 2006; Cheung, 2007). This paper consolidates our previous works with a special focus on the properties of augmented marked graphs.

First, we provide a number of characterisations for live and reversible augmented marked graphs, based on siphons and cycles. In particular, a property called R-inclusion property is

Source: Petri Net, Theory and Applications, Book edited by: Vedran Kordic, ISBN 978-3-902613-12-7, pp. 534, February 2008, I-Tech Education and Publishing, Vienna, Austria

introduced to characterise the siphon-trap property of augmented marked graphs. With this property, the liveness and reversibility of an augmented marked graph can be analysed through cycles instead of siphons. Second, we introduce R-transformation which transforms an augmented marked graph into a marked graph. Its boundedness and conservativeness can be determined by checking the cycles of the transformed marked graph. Based on these characterisations, some pretty simple conditions and procedures are derived for checking the liveness, reversibility, boundedness and conservativeness of an augmented marked graph. These will be illustrated using the dining philosophers problem. We then show the application to manufacturing system design.

The rest of this paper is organised as follows. Following this introduction, Section 2 provides the preliminaries to be used in this paper. Section 3 describes augmented marked graphs and their known properties. Section 4 shows characterisations for liveness and reversibility while Section 5 shows characterisations for boundedness and conservativeness. Section 6 then illustrates these characterisations using the dining philosophers example. Section 7 describes the application to manufacturing system design. Finally, Section 8 concludes this paper with a brief discussion.

2. Preliminaries

This section provides the preliminaries to be used in this paper for those readers who are not familiar with Petri nets (Peterson, 1981; Reisig, 1985; Murata, 1989; Desel & Reisig, 1998).

Definition 2.1. A place-transition net (PT-net) is a 4-tuple $N = \langle P, T, F, W \rangle$, where P is a set of places, T is a set of transitions, $F \subseteq ((P \times T) \cup (T \times P))$ is a flow relation, and $W : F \rightarrow \{1, 2, \dots\}$ is a weight function. N is said to be ordinary if and only if the range of W is $\{1\}$.

An ordinary PT-net is usually written as $\langle P, T, F \rangle$. In the rest of this paper, unless specified otherwise, all PT-nets refer to ordinary PT-nets.

Definition 2.2. Let $N = \langle P, T, F, W \rangle$ be a PT-net. For any $x \in (P \cup T)$, $\bullet x = \{y \mid (y, x) \in F\}$ and $x^\bullet = \{y \mid (x, y) \in F\}$ are called the pre-set and post-set of x , respectively.

For clarity in presentation, the pre-set and post-set of a set of places or transitions $X = \{x_1, x_2, \dots, x_n\}$ can be written as $\bullet X$ and X^\bullet respectively, where $\bullet X = \bullet x_1 \cup \bullet x_2 \cup \dots \cup \bullet x_n$ and $X^\bullet = x_1^\bullet \cup x_2^\bullet \cup \dots \cup x_n^\bullet$.

Definition 2.3. For a PT-net $N = \langle P, T, F, W \rangle$, a path is a sequence of places and transitions $\rho = \langle x_1, x_2, \dots, x_n \rangle$, such that $(x_i, x_{i+1}) \in F$ for $i = 1, 2, \dots, n-1$. ρ is said to be elementary if and only if it contains no duplicate places or transitions.

Definition 2.4. For a PT-net $N = \langle P, T, F, W \rangle$, a sequence of places $\langle p_1, p_2, \dots, p_n \rangle$ is called a cycle if and only if there exists a set of transitions $\{t_1, t_2, \dots, t_n\}$, such that $\langle p_1, t_1, p_2, t_2, \dots, p_n, t_n \rangle$ forms an elementary path and $(t_n, p_1) \in F$.

Definition 2.5. For a PT-net $N = \langle P, T, F, W \rangle$, a marking is a function $M : P \rightarrow \{0, 1, 2, \dots\}$, where $M(p)$ is the number of tokens in p . (N, M_0) represents N with an initial marking M_0 .

Definition 2.6. For a PT-net (N, M_0) , a transition t is said to be enabled at a marking M if and only if $\forall p \in \bullet t : M(p) \geq W(p, t)$. On firing t , M is changed to M' such that $\forall p \in P : M'(p) = M(p) - W(p, t) + W(t, p)$. In notation, $M [N, t] M'$ or $M [t] M'$.

Definition 2.7. For a PT-net (N, M_0) , a sequence of transitions $\sigma = \langle t_1, t_2, \dots, t_n \rangle$ is called a firing sequence if and only if $M_0 [t_1] \dots [t_n] M_n$. In notation, $M_0 [N, \sigma] M_n$ or $M_0 [\sigma] M_n$.

Definition 2.8. For a PT-net (N, M_0) , a marking M is said to be reachable if and only if there exists a firing sequence σ such that $M_0 [\sigma] M$. In notation, $M_0 [N, *] M$ or $M_0 [*] M$. $[N, M_0]$ or $[M_0]$ represents the set of all reachable markings of (N, M_0) .

Definition 2.9. Let $N = \langle P, T, F, W \rangle$ be a PT-net, where $P = \{ p_1, p_2, \dots, p_m \}$ and $T = \{ t_1, t_2, \dots, t_n \}$. The incidence matrix of N is an $m \times n$ matrix V whose typical entry $v_{ij} = W(p_i, t_j) - W(t_j, p_i)$ represents the change in number of tokens in p_i after firing t_j once, for $i = 1, 2, \dots, m$ and $j = 1, 2, \dots, n$.

Definition 2.10. For a PT-net (N, M_0) , a transition t is said to be live if and only if $\forall M \in [M_0], \exists M' : M [*] M' [t]$. (N, M_0) is said to be live if and only if every transition is live.

Definition 2.11. For a PT-net (N, M_0) , a place p is said to be k -bounded if and only if $\forall M \in [M_0] : M(p) \leq k$, where k is a positive integer. (N, M_0) is said to be bounded if and only if every place is k -bounded, and safe if and only if every place is 1-bounded.

Definition 2.12. A PT-net (N, M_0) is said to be reversible if and only if $\forall M \in [M_0] : M [*] M_0$.

Definition 2.13. A PT-net $N = \langle P, T, F, W \rangle$ is said to be conservative if and only if there exists a $|P|$ -vector $\alpha > 0$ such that $\alpha V = 0$, where V is the incidence matrix of N .

Property 2.1. A PT-net is bounded if it is conservative (Murata, 1989; Desel & Reisig, 1998).

Definition 2.14. For a PT-net $N = \langle P, T, F, W \rangle$, a place invariant is a $|P|$ -vector $\alpha \geq 0$ such that $\alpha V = 0$, where V is the incidence matrix of N .

Definition 2.15. For a PT-net N , a set of places S is called a siphon if and only if $\bullet S \subseteq S^\bullet$. S is said to be minimal if and only if there does not exist another siphon S' in N such that $S' \subset S$.

Definition 2.16. For a PT-net, a set of places T is called a trap if and only if $T^\bullet \subseteq T$.

Definition 2.17. A PT-net (N, M_0) is said to satisfy the siphon-trap property if and only if every siphon contains a marked trap (or every minimal siphon contains a marked trap).

Definition 2.18. A marked graph is an ordinary PT-net $N = \langle P, T, F, W \rangle$ such that $\forall p \in P : |\bullet p| = |p^\bullet| = 1$.

Property 2.2. A marked graph (N, M_0) is live if and only if every cycle is marked by M_0 (Reisig, 1985; Murata, 1989).

Property 2.3. A live marked graph (N, M_0) is bounded if and only if every place belongs to a cycle marked by M_0 (Reisig, 1985; Murata, 1989).

Property 2.4. A live and bounded marked graph is reversible (Reisig, 1985; Murata, 1989).

Property 2.5. For a marked graph, the corresponding place vector of a cycle is a place invariant (Reisig, 1985; Murata, 1989).

3. Augmented marked graphs

This section describes augmented marked graphs and their known properties on liveness and reversibility.

Definition 3.1. An augmented marked graph $(N, M_0; R)$ is a PT-net (N, M_0) with a specific subset of places R , satisfying the following conditions : (a) Every place in R is marked by M_0 . (b) The net (N', M_0') obtained from $(N, M_0; R)$ by removing the places in R and their associated arcs is a marked graph. (c) For each $r \in R$, there exist $k_r \geq 1$ pair of transitions $D_r = \{ \langle t_{s1}, t_{h1} \rangle, \langle t_{s2}, t_{h2} \rangle, \dots, \langle t_{skr}, t_{hkr} \rangle \}$, such that $r^\bullet = \{ t_{s1}, t_{s2}, \dots, t_{skr} \} \subseteq T$ and $\bullet r = \{ t_{h1}, t_{h2}, \dots, t_{hkr} \} \subseteq T$ and that, for each $\langle t_{si}, t_{hi} \rangle \in D_r$, there exists in N' an elementary path ρ_{ri} connecting t_{si} to t_{hi} . (d) In (N', M_0') , every cycle is marked and no ρ_{ri} is marked.

Figure 1 shows an augmented marked graph $(N, M_0; R)$, where $R = \{r_1, r_2\}$. For r_1 , $D_{r_1} = \{\langle t_1, t_{11} \rangle, \langle t_3, t_9 \rangle\}$. For r_2 , $D_{r_2} = \{\langle t_2, t_{11} \rangle, \langle t_4, t_{10} \rangle\}$.

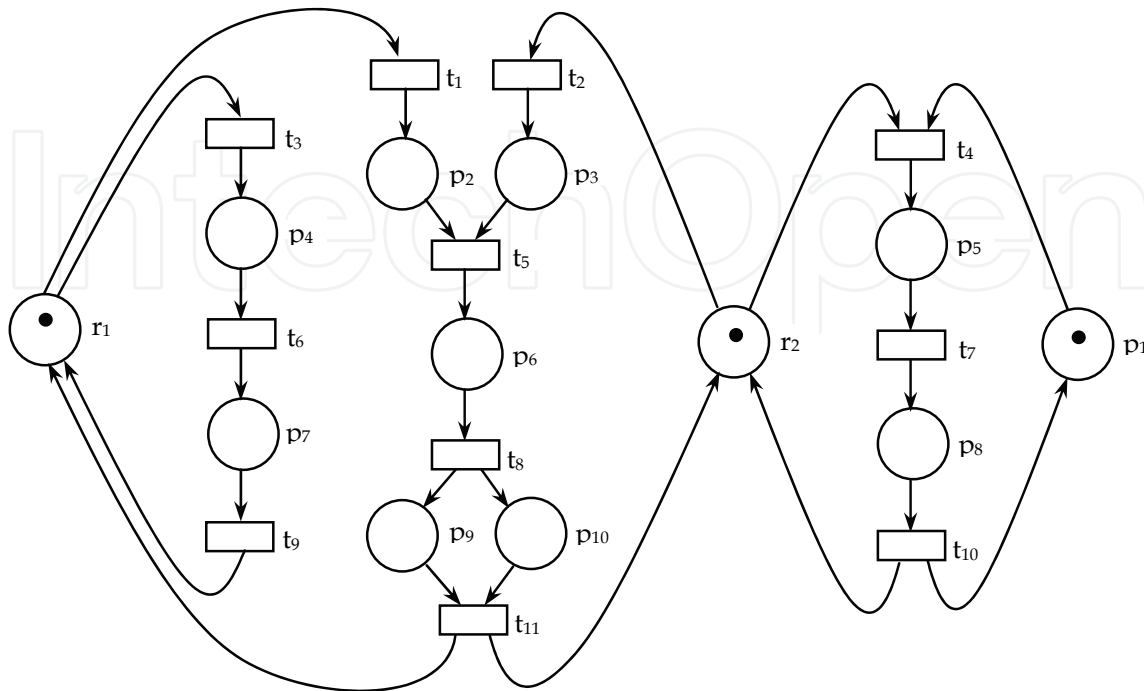


Fig. 1. A typical augmented marked graph.

Property 3.1. An augmented marked graph is live if and only if it does not contain any potential deadlock - a siphon which would eventually become empty (Chu & Xie, 1997).

Property 3.2. An augmented marked graph is reversible if it is live (Chu & Xie, 1997).

Property 3.3. An augmented marked graph is live and reversible if and only if every minimal siphon would never become empty.

Proof. (\Leftarrow) It follows from Properties 3.1 and 3.2 that an augmented marked graph is live and reversible if every minimal siphon would never become empty. (\Rightarrow) It follows from Property 3.1 that every minimal siphon would never become empty.

Property 3.4. An augmented marked graph $(N, M_0; R)$ is live and reversible if every minimal siphon, which contains at least one place of R , contains a marked trap (Chu & Xie, 1997).

For the augmented marked graph $(N, M_0; R)$ in Figure 1, the minimal siphons include : $\{p_1, p_5, p_8\}$, $\{r_1, p_2, p_4, p_6, p_7, p_9\}$, $\{r_1, p_2, p_4, p_6, p_7, p_{10}\}$, $\{r_2, p_3, p_5, p_6, p_8, p_9\}$ and $\{r_2, p_3, p_5, p_6, p_8, p_{10}\}$. Each of these minimal siphons contains a marked trap, and would never become empty. $(N, M_0; R)$ is live and reversible.

4. Liveness and reversibility

This section provides characterisations for live and reversible augmented marked graphs, based on siphons and cycles. Strategies for checking liveness and reversibility are then presented.

Definition 4.1. For a PT-net N , Ω_N is defined as the set of all cycles in N .

Definition 4.2. Let N be a PT-net. For a subset of cycles $Y \subseteq \Omega_N$, $P[Y]$ is defined as the set of places in Y , and $T[Y] = \bullet P[Y] \cap P[Y]^\bullet$ is defined as the set of transitions generated by Y .

For clarity in presentation, $P[\{\gamma\}]$ and $T[\{\gamma\}]$ can be written as $P[\gamma]$ and $T[\gamma]$, to denote the set of places in a cycle γ and the set of transitions generated by γ , respectively.

Definition 4.3. For a PT-net N , an elementary path $\rho = \langle x_1, x_2, \dots, x_n \rangle$ is said to be conflict-free if and only if, for any transition x_i in ρ , $j \neq (i-1) \Rightarrow x_j \notin \bullet x_i$ (Barkaoui, 1995).

Lemma 4.1. Let S be a minimal siphon of a PT-net. For any $p, p' \in S$, there exists in S a conflict-free path from p to p' (Barkaoui, 1995).

Property 4.1. For a minimal siphon S of an augmented marked graph $(N, M_0; R)$, there exists a set of cycles $Y \subseteq \Omega_N$ such that $P[Y] = S$.

Proof. Let $S = \{ p_1, p_2, \dots, p_n \}$. For each p_i , it follows from the definition of augmented marked graphs that $\bullet p_i \neq \emptyset$. Then, there exists $p_j \in S$, where $p_j \neq p_i$, such that $(p_j \bullet \cap \bullet p_i) \neq \emptyset$. According to Lemma 4.1, p_i connects to p_j via a conflict-free path in S . Since p_j connects to p_i , this forms a cycle γ_i in S , where $p_i \in P[\gamma_i] \subseteq S$. Let $Y = \{ \gamma_1, \gamma_2, \dots, \gamma_n \}$. We have $P[Y] = P[\gamma_1] \cup P[\gamma_2] \cup \dots \cup P[\gamma_n] \subseteq S$. On the other hand, $S \subseteq (P[\gamma_1] \cup P[\gamma_2] \cup \dots \cup P[\gamma_n]) = P[Y]$ since $S = \{ p_1, p_2, \dots, p_n \}$. Hence, $P[Y] = S$.

Property 4.2. Every cycle in an augmented marked graph is marked.

Proof. (by contradiction) Let $(N, M_0; R)$ be an augmented marked graph. Suppose there exists a cycle γ in $(N, M_0; R)$, such that γ is not marked. Then, γ does not contain any place in R . Hence, γ also exists in the net (N', M_0') obtained from $(N, M_0; R)$ after removing the places in R and their associated arcs. However, by definition of augmented marked graphs, every cycle in (N', M_0') is marked.

Property 4.3. Every siphon in an augmented marked graph is marked.

Proof. For an augmented marked graph, according to Properties 4.1 and 4.2, every minimal siphon contains cycles and is marked. Hence, every siphon, which contains at least one minimal siphon, is marked.

Property 4.4. Let $(N, M_0; R)$ be an augmented marked graph. For every $r \in R$, there exists a minimal siphon which contains only one marked place r .

Proof. Let $D_r = \{ \langle t_{s1}, t_{h1} \rangle, \langle t_{s2}, t_{h2} \rangle, \dots, \langle t_{sn}, t_{hn} \rangle \}$, where $r \bullet = \{ t_{s1}, t_{s2}, \dots, t_{sn} \}$ and $\bullet r = \{ t_{h1}, t_{h2}, \dots, t_{hn} \}$. By definition of augmented marked graphs, for each $\langle t_{si}, t_{hi} \rangle \in D_r$, t_{si} connects to t_{hi} via an elementary path ρ_i which is not marked. Let $S = P_1 \cup P_2 \cup \dots \cup P_n \cup \{ r \}$, where P_i is the set of places in ρ_i . We have $\bullet P_i \subseteq (P_i \bullet \cup r \bullet)$ because, for each $p \in P_i$, $| \bullet p | = | p \bullet | = 1$. Then, $(\bullet P_1 \cup \bullet P_2 \cup \dots \cup \bullet P_n) \subseteq (P_1 \bullet \cup P_2 \bullet \cup \dots \cup P_n \bullet \cup r \bullet)$. Besides, $\bullet r = \{ t_{h1}, t_{h2}, \dots, t_{hn} \} \subseteq (P_1 \bullet \cup P_2 \bullet \cup \dots \cup P_n \bullet)$. Hence, $\bullet S = (\bullet P_1 \cup \bullet P_2 \cup \dots \cup \bullet P_n \cup \bullet r) \subseteq (P_1 \bullet \cup P_2 \bullet \cup \dots \cup P_n \bullet \cup r \bullet) = S \bullet$. Therefore, S is a siphon, in which r is the only one marked place. Let S' be a minimal siphon in S . According to Property 4.3, S' is marked. Since r is the only one marked place in S , r is also the only one marked place in S' .

Consider the augmented marked graph $(N, M_0; R)$ shown in Figure 1. Every minimal siphon is covered by cycles. For example, for a minimal siphon $S_1 = \{ r_1, p_2, p_4, p_6, p_7, p_9 \}$, there exists a set of cycles $Y_1 = \{ \gamma_{11}, \gamma_{12} \}$, where $\gamma_{11} = \langle r_1, p_4, p_7 \rangle$ and $\gamma_{12} = \langle r_1, p_2, p_6, p_9 \rangle$, such that $S_1 = P[Y_1]$. For another minimal siphon $S_2 = \{ r_2, p_3, p_5, p_6, p_8, p_{10} \}$, there exists a set of cycles $Y_2 = \{ \gamma_{21}, \gamma_{22} \}$, where $\gamma_{21} = \langle r_2, p_5, p_8 \rangle$ and $\gamma_{22} = \langle r_2, p_3, p_6, p_{10} \rangle$, such that $S_2 = P[Y_2]$. S_1 is a minimal siphon, in which $r_1 \in R$ is the only one marked place. Also, S_2 is a minimal siphon, in which $r_2 \in R$ is the only one marked place.

Definition 4.4. For an augmented marked graph $(N, M_0; R)$, a minimal siphon is called a R-siphon if and only if it contains at least one place in R .

Definition 4.5. For an augmented marked graph $(N, M_0; R)$, a minimal siphon is called a NR-siphon if and only if it does not contain any place in R .

Definition 4.6. Let N be a PT-net. For a set of places Q in N , $\Omega_N[Q]$ is defined as the set of cycles that contains at least one place in Q .

For clarity in presentation, $\Omega_N[\{p\}]$ can be written as $\Omega_N[p]$ to denote the set of cycles that contains a place p .

Figure 2 shows an augmented marked graph $(N, M_0; R)$, where $R = \{r_1, r_2\}$. There are five minimal siphons, namely, $S_1 = \{r_1, p_3, p_4, p_7, p_8\}$, $S_2 = \{r_1, p_3, p_5, p_7, p_8\}$, $S_3 = \{r_2, p_2, p_4, p_6, p_8, p_9, p_{10}\}$, $S_4 = \{r_2, p_2, p_5, p_6, p_8, p_9, p_{10}\}$ and $S_5 = \{p_1, p_3, p_7\}$. S_1, S_2, S_3 and S_4 are R-siphons while S_5 is a NR-siphon.

Property 4.5. For an augmented marked graph $(N, M_0; R)$, a R-siphon is covered by a set of cycles $Y \subseteq \Omega_N[R]$.

Proof. (By contradiction) Let S be a R-siphon. By Property 4.1, S is covered by cycles. Suppose there exists a cycle γ in S , such that $\gamma \notin \Omega_N[R]$. According to the definition of augmented marked graphs, for any $p \in P[\gamma]$, $|\bullet p| = |p^\bullet| = 1$. Hence, $\bullet P[\gamma] = P[\gamma]^\bullet$, and $P[\gamma]$ is also a siphon. Since there exists a place $r \in R$ such that $r \in S$ but $r \notin P[\gamma]$, we have $P[\gamma] \subset S$. However, by definition of minimal siphons, there does not exist any siphon $S' = P[\gamma]$ in S , such that $S' = P[\gamma] \subset S$.

For the augmented marked graph $(N, M_0; R)$ shown in Figure 2. every R-siphon is covered by a set of cycles in $\Omega_N[R]$. For example, a R-siphon $S_1 = \{r_1, p_3, p_4, p_7, p_8\}$ is covered by a set of cycles $Y_1 = \{\gamma_{11}, \gamma_{12}\} \subseteq \Omega_N[R]$, where $\gamma_{11} = \langle r_1, p_3, p_7 \rangle$ and $\gamma_{12} = \langle r_1, p_4, p_8 \rangle$. Another R-siphon $S_2 = \{r_1, p_3, p_5, p_7, p_8\}$ is covered by a set of cycles $Y_2 = \{\gamma_{21}, \gamma_{22}\} \subseteq \Omega_N[R]$, where $\gamma_{21} = \langle r_1, p_3, p_7 \rangle$ and $\gamma_{22} = \langle r_1, p_5, p_8 \rangle$.

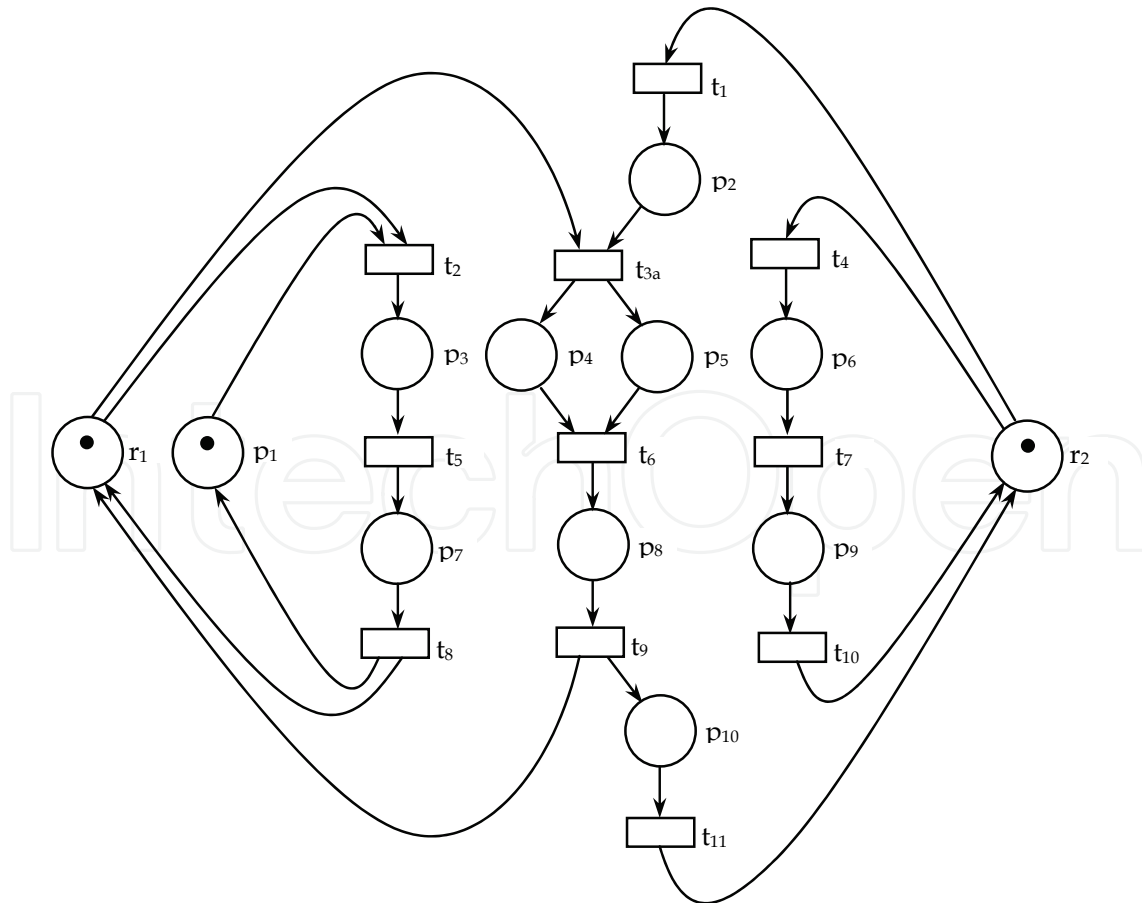


Fig. 2. An augmented marked graph for illustration of R-siphons.

Property 4.6. Let S be a R-siphon of an augmented marked graph $(N, M_0; R)$. For every $t \in (S^\bullet \setminus \bullet S)$, there does not exist any $s \in (S \setminus R)$ such that $t \in s^\bullet$.

Proof. (by contradiction) Suppose s exists. By definition of augmented marked graphs, $|\bullet s| = |s^\bullet| = 1$. S is covered by cycles in accordance with Property 4.5. Hence, t is the one and only one transition in s^\bullet , where $t \in T[Y] = (S^\bullet \cap \bullet S)$. This however contradicts $t \in (S^\bullet \setminus \bullet S)$. \square

Property 4.7. For an augmented marked graph $(N, M_0; R)$, a NR-siphon contains itself as a marked trap and would never become empty.

Proof. Let S be a NR-siphon. According to Property 4.3, S is marked. It follows from the definition of augmented marked graphs that, for any $s \in S$, $|\bullet s| = |s^\bullet| = 1$. Then, $\bullet S = S^\bullet$ and S is also a trap. Hence, S contains itself as a marked trap and would never become empty.

Property 4.8. An augmented marked graph $(N, M_0; R)$ is live and reversible if and only if no R-siphons eventually become empty.

Proof. (\Leftarrow) According to Property 4.7, a NR-siphon would never become empty. Given that no R-siphons eventually become empty, every minimal siphon would never become empty. According to Property 3.3, $(N, M_0; R)$ is live and reversible. (\Rightarrow) It follows from Property 3.1 that no R-siphons eventually become empty.

Property 4.9. An augmented marked graph $(N, M_0; R)$ satisfies the siphon-trap property if and only if every R-siphon contains a marked trap.

Proof. (\Leftarrow) According to Property 4.7, a NR-siphon contains a marked trap. Given that every R-siphon contains a marked trap, every minimal siphon contains a marked trap. (\Rightarrow) Every minimal siphon contains marked trap implies that every R-siphon contains a marked trap. \square Consider the augmented marked graph $(N, M_0; R)$ shown in Figure 2. Every R-siphon contains marked trap. Each of the R-siphons $S_1 = \{r_1, p_3, p_4, p_7, p_8\}$, $S_2 = \{r_1, p_3, p_5, p_7, p_8\}$, $S_3 = \{r_2, p_2, p_4, p_6, p_8, p_9, p_{10}\}$ and $S_4 = \{r_2, p_2, p_5, p_6, p_8, p_9, p_{10}\}$ contains a marked trap and would never become empty. Also, the NR-siphon $S_5 = \{p_1, p_3, p_7\}$ contains itself as a marked trap and would never become empty. $(N, M_0; R)$ is live and reversible.

Property 4.10. (characterisation of Property 3.4) An augmented marked graph $(N, M_0; R)$ is live and reversible if every R-siphon contains a marked trap.

Proof. For $(N, M_0; R)$, if every R-siphon contains a marked trap, according to Property 4.9, the siphon-trap property is satisfied. Hence, every minimal siphon would never become empty. It then follows from Property 3.3 that $(N, M_0; R)$ is live and reversible.

Property 4.8 provides a simpler necessary and sufficient condition for live and reversible augmented marked graphs, as compared to Properties 3.1 and 3.2. According to Property 4.8, only R-siphons are considered. Typically, for an augmented marked graph $(N, M_0; R)$, the set R is small, so only a small number of siphons need to be considered. Properties 3.4 and 4.10 also refers to the same set of siphons but only a sufficient condition is provided.

With Properties 4.8 and 4.10, we can determine if an augmented marked graph is live and reversible based on R-siphons. On the other hand, Property 4.5 provides a characterisation for R-siphons so that R-siphons can be easily identified by finding cycles in $\Omega_N[R]$.

We may now derive the following strategy for checking the liveness and reversibility of an augmented marked graph $(N, M_0; R)$:

1. Find all R-siphons based on $\Omega_N[R]$.
2. Check if every R-siphon contains a marked trap. If yes, report $(N, M_0; R)$ is live and reversible. Otherwise, go to (c).

- For each R-siphon which does not contain any marked trap, check if it would never become empty. If yes, $(N, M_0; R)$ is live and reversible. Otherwise, $(N, M_0; R)$ is neither live nor reversible.

In the following, a property called R-inclusion is introduced for characterising the liveness and reversibility of augmented marked graphs.

Definition 4.7. For a PT-net N , a set of cycles $Y \subseteq \Omega_N$ is said to be conflict-free if and only if, for any $q, q' \in P[Y]$, there exists in $P[Y]$ a conflict-free path from q to q' .

For the PT-net N shown in Figure 3, consider three cycles $\gamma_1, \gamma_2, \gamma_3 \in \Omega_N[p_3]$, where $\gamma_1 = \langle p_3, p_2, p_7 \rangle$, $\gamma_2 = \langle p_3, p_4 \rangle$ and $\gamma_3 = \langle p_3, p_1, p_6, p_{10}, p_8 \rangle$. $Y_1 = \{ \gamma_1, \gamma_2 \}$ is conflict-free because for any $q, q' \in P[Y_1]$, there exists in $P[Y_1]$ a conflict-free path from q to q' . $Y_2 = \{ \gamma_2, \gamma_3 \}$ is not conflict-free. Consider Y_2 . We have $p_4, p_8 \in P[Y_2]$. p_4 is connected to p_8 via only one path $\rho = \langle p_4, t_5, p_3, t_1, p_1, t_3, p_6, t_6, p_{10}, t_9, p_8 \rangle$ in Y_2 , and ρ is not conflict-free because $p_4, p_8 \in \bullet t_5$.

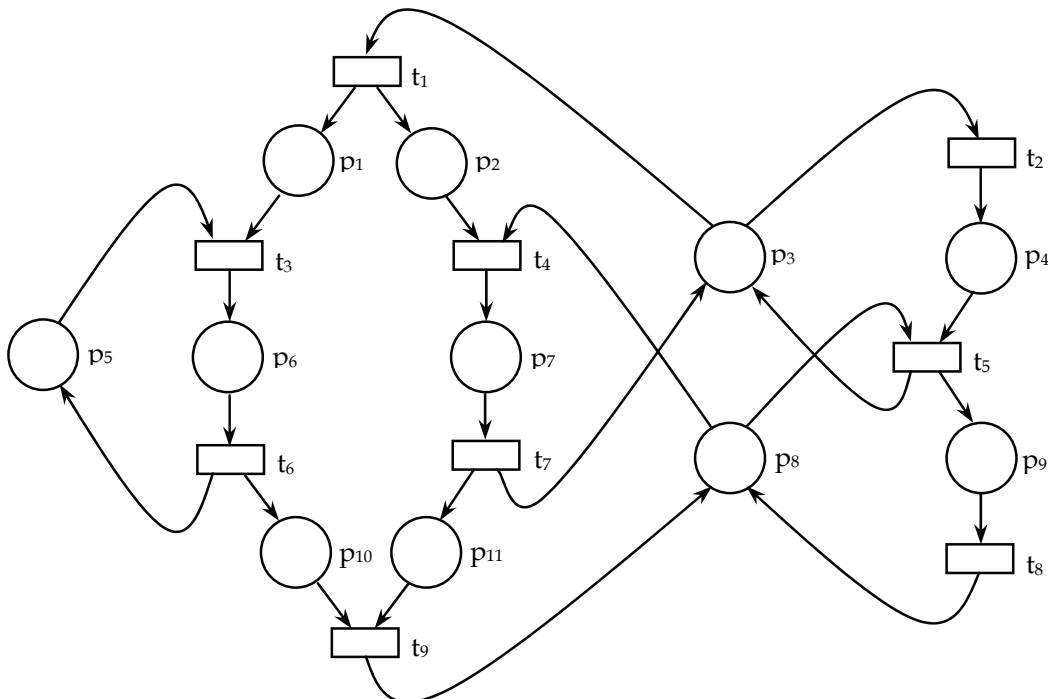


Fig. 3. A PT-net N for illustration of conflict-free cycles.

Property 4.11. Let S be a minimal siphon of an augmented marked graph $(N, M_0; R)$, and $Y \subseteq \Omega_N$ be a set of cycles such that $S = P[Y]$. Then, Y is conflict-free.

Proof. It follows from Lemma 4.1 that, for any $q, q' \in S = P[Y]$, there exists in $S = P[Y]$ a conflict-free path from q to q' . Hence, Y is conflict free.

For the augmented marked graph shown in Figure 1, $\{ r_1, p_2, p_4, p_6, p_7, p_9 \}$ is a minimal siphon covered by a set of cycles $\{ \langle r_1, p_4, p_7 \rangle, \langle r_1, p_2, p_6, p_9 \rangle \}$ which is conflict free. $\{ r_2, p_3, p_5, p_6, p_8, p_{10} \}$ is another minimal siphon covered by a set of cycles $\{ \langle r_2, p_5, p_8 \rangle, \langle r_2, p_3, p_6, p_{10} \rangle \}$ which is conflict-free. For the augmented marked graph shown in Figure 2, $\{ r_1, p_3, p_4, p_7, p_8 \}$ is a minimal siphon covered by a set of cycles $\{ \langle r_1, p_3, p_7 \rangle, \langle r_1, p_4, p_8 \rangle \}$ which is conflict free. $\{ r_1, p_3, p_5, p_7, p_8 \}$ is another minimal siphon covered by a set of cycles $\{ \langle r_1, p_3, p_7 \rangle, \langle r_1, p_5, p_8 \rangle \}$ which is conflict free.

Definition 4.8. Let $(N, M_0; R)$ be an augmented marked graph. A place $r \in R$ is said to satisfy the R-inclusion if and only if, for any set of cycles $Y \subseteq \Omega_N[R]$ such that Y is conflict-free, $\bullet r \subseteq T[Y] \Rightarrow r^\bullet \subseteq T[Y]$.

Figure 4 shows an augmented marked graph $(N, M_0; R)$, where $R = \{ r_1, r_2 \}$. Consider r_1 . For any set of cycles $Y_1 \subseteq \Omega_N[R]$ such that Y_1 is conflict-free, $\bullet r_1 \subseteq T[Y_1] \Rightarrow r_1^\bullet \subseteq T[Y_1]$. Next, consider r_2 . For any set of cycles $Y_2 \subseteq \Omega_N[R]$ such that Y_2 is conflict-free, $\bullet r_2 \subseteq T[Y_2] \Rightarrow r_2^\bullet \subseteq T[Y_2]$. Both r_1 and r_2 satisfy the R-inclusion.

Figure 5 shows an augmented marked graph $(N, M_0; R)$, where $R = \{ r_1, r_2 \}$. For r_1 , there exists a set of cycles $Y_1 = \{ \gamma_{11}, \gamma_{12} \} \subseteq \Omega_N[R]$, where $\gamma_{11} = \langle r_1, p_5 \rangle$ and $\gamma_{12} = \langle r_1, p_5, r_2, p_6 \rangle$. $\bullet r_1 = \{ t_5, t_6 \} \subseteq T[Y_1] = \{ t_3, t_4, t_5, t_6 \}$, but $r_1^\bullet = \{ t_2, t_3 \} \not\subseteq T[Y_1]$. For r_2 , there exists a set of cycles $Y_2 = \{ \gamma_{21}, \gamma_{22} \} \subseteq \Omega_N[R]$, where $\gamma_{21} = \langle r_2, p_6 \rangle$ and $\gamma_{22} = \langle r_2, p_6, r_1, p_5 \rangle$. $\bullet r_2 = \{ t_5, t_6 \} \subseteq T[Y_2] = \{ t_3, t_4, t_5, t_6 \}$, but $r_2^\bullet = \{ t_1, t_4 \} \not\subseteq T[Y_2]$. Hence, r_1 and r_2 do not satisfy the R-inclusion property.

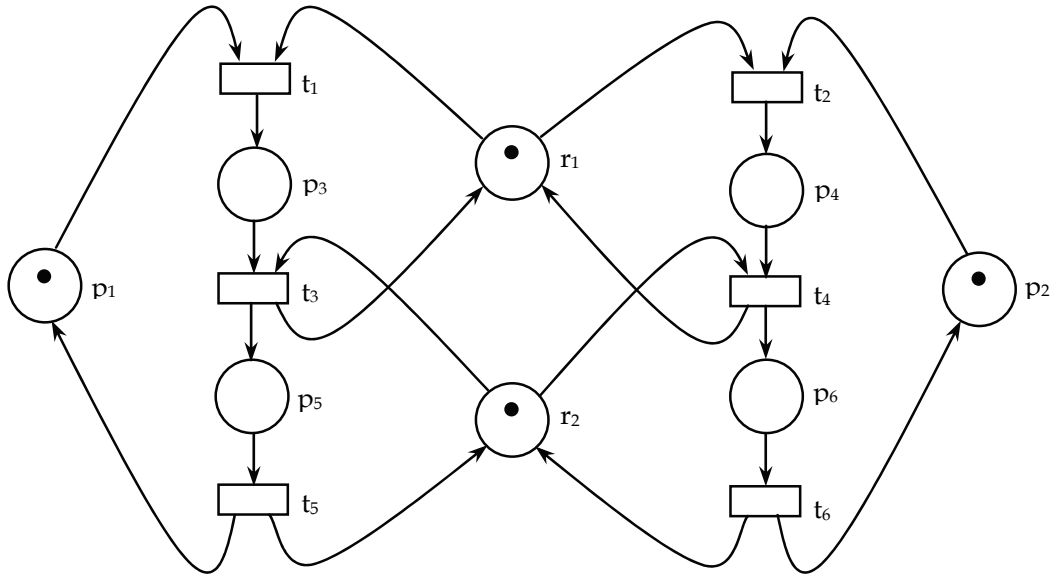


Fig. 4. An augmented marked graph for illustration of R-inclusion.

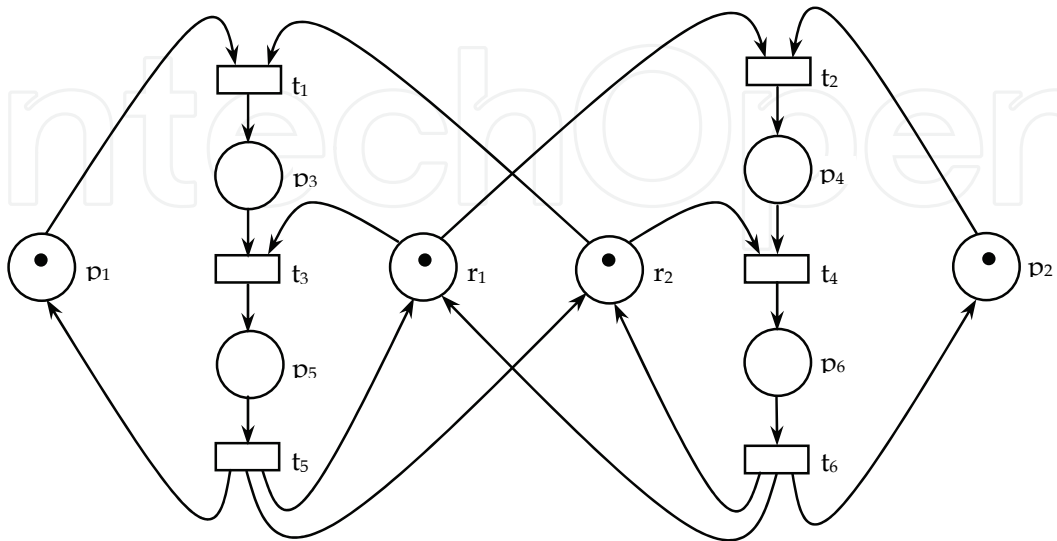


Fig. 5. Another augmented marked graph for illustration of R-inclusion.

Property 4.12. For an augmented marked graph $(N, M_0; R)$, a R -siphon S contains itself as a marked trap if every place $r \in R$ in S satisfies the R -inclusion property.

Proof. Let $S = \{ p_1, p_2, \dots, p_n \}$. According to Property 4.3, S is marked. It follows from Properties 4.5 and 4.11 that there exists a set of cycles $Y \subseteq \Omega_N[R]$, such that Y is conflict-free and $P[Y] = S$. Since S is a siphon, for each $p_i \in S$, $\bullet p_i \subseteq (S \cap S^\bullet) = (\bullet P[Y] \cap P[Y]^\bullet) = T[Y]$. In case $p_i \notin R$, $p_i^\bullet \subseteq T[Y]$ because $|\bullet p_i| = |p_i^\bullet| = 1$. In case $p_i \in R$, given that p_i satisfies the R -inclusion property, $p_i^\bullet \subseteq T[Y]$. Every $p_i^\bullet \subseteq T[Y] = (\bullet P[Y] \cap P[Y]^\bullet)$ and $p_i^\bullet \subseteq \bullet P[Y] = \bullet S$. Since $S^\bullet = (p_1^\bullet \cup p_2^\bullet \cup \dots \cup p_n^\bullet) \subseteq \bullet S$, S is also a trap. S contains itself as a marked trap. \square

Consider the augmented marked graph $(N, M_0; R)$, where $R = \{ r_1, r_2 \}$, shown in Figure 4. Both r_1 and r_2 satisfy the R -inclusion property. $\{ r_1, p_3, p_4 \}$ is a minimal siphon which contains itself as a marked trap. $\{ r_2, p_5, p_6 \}$ is another minimal siphon which contains itself as a marked trap.

Property 4.13. An augmented marked graph $(N, M_0; R)$ satisfies the siphon-trap property if and only if every place $r \in R$ satisfies the R -inclusion property.

Proof. (\Leftarrow) It follows from Properties 4.12 and 4.9. (\Rightarrow by contradiction) Suppose there exists $r \in R$, such that r does not satisfy the R -inclusion property. According to Property 4.4, there exists a R -siphon S , in which r is the only marked place. It follows from Properties 4.5 and 4.11 that there exists $Y \subseteq \Omega_N[R]$, such that Y is conflict-free and $S = P[Y]$. According to Property 4.9, S contains a marked trap Q . Then, $r \in Q$ and $r^\bullet \subseteq (Q \cap Q^\bullet)$. Since S is a siphon, we have $\bullet r \subseteq (S \cap S^\bullet) = (\bullet P[Y] \cap P[Y]^\bullet) = T[Y]$. However, as r does not satisfy the R -inclusion property, $r^\bullet \not\subseteq T[Y] = (\bullet P[Y] \cap P[Y]^\bullet) = (S \cap S^\bullet)$, implying $r^\bullet \not\subseteq (Q \cap Q^\bullet)$. \square

Property 4.14. An augmented marked graph $(N, M_0; R)$ is live and reversible if every place $r \in R$ satisfies the R -inclusion property.

Proof. According to Property 4.13, $(N, M_0; R)$ satisfies the siphon-trap property. It follows from Property 4.10 that $(N, M_0; R)$ is live and reversible.

Consider the augmented marked graph $(N, M_0; R)$, where $R = \{ r_1, r_2 \}$, shown in Figure 4. Both r_1 and r_2 satisfy the R -inclusion property. $(N, M_0; R)$ satisfies the siphon-trap property, and is live and reversible.

Property 4.14 provides a cycle-based sufficient condition for live and reversible augmented marked graphs. Without finding siphons and checking if each of these siphons contains a marked trap, we need to check the R -inclusion property which involves finding cycles and checking their pre-sets and post-sets. This provides an alternative characterisation for live and reversible augmented marked graphs, apart from the existing siphon-based ones.

Based on Properties 4.5, 4.8, 4.10, 4.12 and 4.14, we may revise the strategy for checking the liveness and reversibility of an augmented marked graph $(N, M_0; R)$ with the use of the R -inclusion property, as follows.

1. Check if every $r \in R$ satisfies the R -inclusion property. If yes, report $(N, M_0; R)$ is live and reversible. Otherwise go to (b).
2. Let $R' \subseteq R$ be the set of places which do not satisfy the R -inclusion property. Based on $\Omega_N[R']$, find all R -siphons which contain at least one place in R' .
3. For each R -siphon identified in (b), check if it contains a marked trap. If yes, $(N, M_0; R)$ is live and reversible. Otherwise, go to (d).
4. For each R -siphon identified in (b) that does not contain any marked trap, check if it would never become empty. If yes, $(N, M_0; R)$ is live and reversible. Otherwise, $(N, M_0; R)$ is neither live nor reversible.HHHHHH

5. Boundedness and conservativeness

This section first introduces a transformation, called R-transform, for augmented marked graphs. Based on R-transform, a number of characterisations for bounded and conservative augmented marked graphs are then derived. Strategies for checking boundedness and conservativeness are then presented.

Property 5.1. Let $(N, M_0; R)$ be an augmented marked graph to be transformed into (N', M_0') as follows. For each place $r \in R$, where $D_r = \{ \langle t_{s1}, t_{h1} \rangle, \langle t_{s2}, t_{h2} \rangle, \dots, \langle t_{skr}, t_{hkr} \rangle \}$, replace r with a set of places $\{ p_1, p_2, \dots, p_{kr} \}$, such that $M_0'[p_i] = M_0[r]$ and $p_i^\bullet = \{ t_{si} \}$ and $\bullet p_i = \{ t_{hi} \}$ for $i = 1, 2, \dots, k_r$. Then, (N', M_0') is a marked graph.

Proof. According to the definition of augmented marked graphs, for each place $p \notin R$ in $(N, M_0; R)$, $|\bullet p| = |p^\bullet| = 1$. Each place $r \in R$ is replaced by a set of places $\{ p_1, p_2, \dots, p_{kr} \}$, where $|\bullet p_i| = |p_i^\bullet| = 1$ for $i = 1, 2, \dots, k_r$. Hence, for every place q in N' , $|\bullet q| = |q^\bullet| = 1$. (N', M_0') is a marked graph.

Definition 5.1. Let $(N, M_0; R)$ be an augmented marked graph. The marked graph (N', M_0') obtained from $(N, M_0; R)$ after the transformation as stated in Property 5.1 is called the R-transform of $(N, M_0; R)$.

Property 5.2. The R-transform of an augmented marked graph is live.

Proof. Let (N', M_0') be the R-transform of an augmented marked graph $(N, M_0; R)$. Since the transformation process does not create new cycles, cycles in (N', M_0') also exist in $(N, M_0; R)$. According to Property 4.1, every cycle in $(N, M_0; R)$ is marked, and hence, every cycle in (N', M_0') is marked. Since (N', M_0') is a marked graph, it follows from Property 2.2 that (N', M_0') is live.

Figure 6 shows an augmented marked graph $(N, M_0; R)$. Figure 7 shows the R-transform of $(N, M_0; R)$, where r is replaced by $\{ q_1, q_2 \}$. It is a live marked graph.

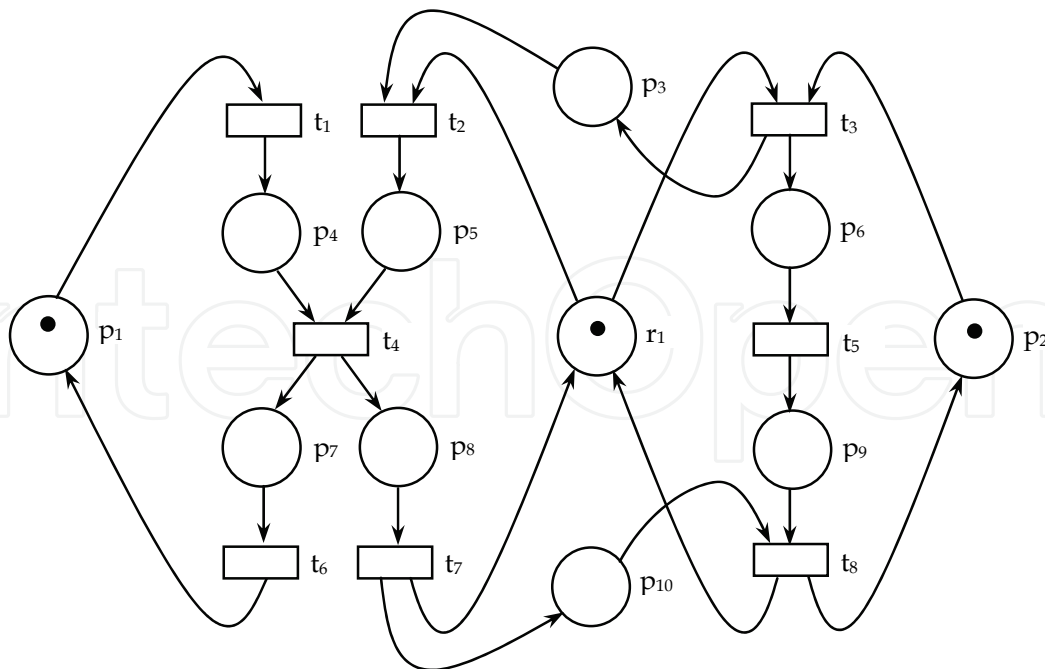


Fig. 6. An augmented marked graph for illustration of R-transform.

Property 5.3. Let (N', M_0') be the R-transform of an augmented marked graph $(N, M_0; R)$, where $r \in R$ is replaced by a set of places $Q = \{ q_1, q_2, \dots, q_k \}$, and P_0 be the set of marked

places in N' . Then, for each q_i in N' , there exists a place invariant α_i of N' such that $\alpha_i[q_i] = 1$ and $\alpha_i[s] = 0$ for any place $s \in P_0 \setminus \{q_i\}$.

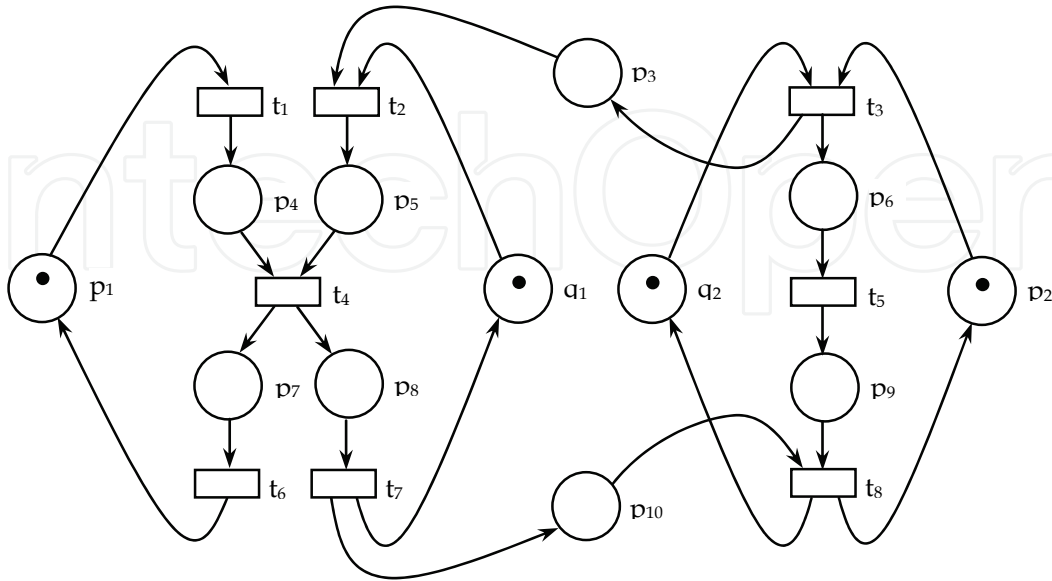


Fig. 7. The R-transform of the augmented marked graph shown in figure 6.

Proof. Let $D_r = \{ \langle t_{s1}, t_{h1} \rangle, \langle t_{s2}, t_{h2} \rangle, \dots, \langle t_{skr}, t_{hkr} \rangle \}$. According to the definition of augmented marked graphs, for each $\langle t_{si}, t_{hi} \rangle$, there exists an unmarked path $\rho = \langle t_{s1}, \dots, t_{h1} \rangle$ in $(N, M_0; R)$. Obviously, ρ also exists as an unmarked path in (N', M_0') , and ρ together with q_i forms a cycle γ_i which is marked at q_i only. As (N', M_0') is a marked graph, according to Property 2.5, the corresponding vector of γ_i is a place invariant α_i of N' . Since q_i is the only one marked place in γ_i , $\alpha_i[q_i] = 1$ and $\alpha_i[s] = 0$ for any place $s \in P_0 \setminus \{q_i\}$.

Property 5.4. Let $(N, M_0; R)$ be an augmented marked graph, where $R = \{ r_1, r_2, \dots, r_n \}$. Let (N', M_0') be the R-transform of $(N, M_0; R)$, where each r_i is replaced by a set of places Q_i , for $i = 1, 2, \dots, n$. If every place in (N', M_0') belongs to a cycle, then there exists a place invariant α of N' such that $\alpha > 0$ and $\alpha[q_1] = \alpha[q_2] = \dots = \alpha[q_k]$ for each $Q_i = \{ q_1, q_2, \dots, q_k \}$.

Proof. Let $P = \{ p_1, p_2, \dots, p_n \}$ be the set of places in N' , and P_0 be those marked places. Since each p_i belongs to a cycle γ_i and (N', M_0') is a marked graph, according to Property 2.5, the corresponding vector of γ_i is a place invariant α_i' of N' . Then, $\alpha' = \alpha_1' + \alpha_2' + \dots + \alpha_n' > 0$ is a place invariant of N' . Consider $Q_i = \{ q_1, q_2, \dots, q_k \}$. Let $q_m \in Q_i$ such that $\alpha'[q_m] \geq \alpha'[q_j]$ for any $q_j \in Q_i$. For each q_j , according to Property 5.3, there exists an invariant $\alpha_j' > 0$ such that $\alpha_j'[q_j] = 1$ and $\alpha_j'[s] = 0$ for any place $s \in P_0 \setminus \{q_j\}$. There also exists a place invariant $\alpha'' = \alpha' + h\alpha_j'$, where $h \geq 1$, such that $\alpha''[q_j] = \alpha''[q_m]$ and $\alpha''[s] = \alpha'[s]$ for any $s \in P_0 \setminus \{q_j\}$. Hence, there eventually exists a place invariant α of N' such that $\alpha[q_1] = \alpha[q_2] = \dots = \alpha[q_k]$.

Consider the R-transform (N', M_0') of an augmented marked graph, as shown in Figure 7. For q_1 , there exists a place invariant α_1 , such that $\alpha_1[q_1] = 1$ and $\alpha_1[q_2] = \alpha_1[p_1] = \alpha_1[p_2] = 0$. For q_2 , there also exists a place invariant α_2 , such that $\alpha_2[q_2] = 1$ and $\alpha_2[q_1] = \alpha_2[p_1] = \alpha_2[p_2] = 0$. In (N', M_0') , every place belongs to a cycle. There also exists a place invariant $\alpha > 0$, where $\alpha[q_1] = \alpha[q_2]$.

Lemma 5.1. Let $N = \langle P, T, F \rangle$ be a PT-net and $N' = \langle P', T', F' \rangle$ be the PT-net obtained from N after fusing a set of places $Q = \{ q_1, q_2, \dots, q_n \} \subset P$ into a single place $r \in P'$. If there exists a place invariant α of N such that $\alpha[q_1] = \alpha[q_2] = \dots = \alpha[q_n] = k \geq 0$, then there also exists a place invariant α' of N' such that $\alpha'[r] = k$ and $\alpha'[s] = \alpha[s]$ for any $s \in P' \setminus \{r\} = P \setminus Q$.

Proof. Since N' is obtained from N by fusing $Q = \{ q_1, q_2, \dots, q_n \}$ into r , we have $P' = (P \setminus Q) \cup \{ r \}$. Let V be the incidence matrix of N . Then, the incidence matrix V' of N' satisfies that $V'[r] = \sum_{i=1,2,\dots,n} V[q_i]$ and $V'[s] = V[s]$ for any $s \in P' \setminus \{r\} = P \setminus Q$. Since α is a place invariant of N , $\alpha V = 0$. Let α' be a place vector of N' such that $\alpha'[r] = \alpha[q_1] = \alpha[q_2] = \dots = \alpha[q_n] = k$ and $\alpha'[s] = \alpha[s]$ for every $s \in P' \setminus \{r\} = P \setminus Q$. Then, $\alpha' V' = \alpha'[r] V'[r] + \sum_{p \in (P' \setminus \{r\})} \alpha'[p] V'[p] = \sum_{i=1,2,\dots,n} \alpha[q_i] V[q_i] + \sum_{p \in (P \setminus Q)} \alpha[p] V[p] = \alpha V = 0$. Hence, α' is a place invariant of N' .

Lemma 5.2. Let $N = \langle P, T, F \rangle$ be a PT-net and $N' = \langle P', T', F' \rangle$ be the PT-net obtained from N after fusing a set of places $Q = \{ q_1, q_2, \dots, q_n \} \subset P$ into a single place $r \in P'$. If there exists a place invariant α' of N' such that $\alpha'[r] = k \geq 0$, then there also exists a place invariant α of N such that $\alpha[q_1] = \alpha[q_2] = \dots = \alpha[q_n] = k$ and $\alpha[s] = \alpha'[s]$ for any $s \in P \setminus Q = P' \setminus \{r\}$.

Proof. Since N' is obtained from N by fusing $Q = \{ q_1, q_2, \dots, q_n \}$ into r , we have $P' = (P \setminus Q) \cup \{ r \}$. Let V be the incidence matrix of N . Then, the incidence matrix V' of N' satisfies that $V'[r] = \sum_{i=1,2,\dots,n} V[q_i]$ and $V'[s] = V[s]$ for any $s \in P' \setminus \{r\} = P \setminus Q$. Since α' is a place invariant of N' , $\alpha' V' = 0$. Let α be a place vector of N such that $\alpha[q_1] = \alpha[q_2] = \dots = \alpha[q_n] = k$ and $\alpha[s] = \alpha'[s]$ for every $s \in P \setminus Q = P' \setminus \{r\}$. Then, $\alpha V = \sum_{i=1,2,\dots,n} \alpha[q_i] V[q_i] + \sum_{p \in (P \setminus Q)} \alpha[p] V[p] = \alpha'[r] V'[r] + \sum_{p \in (P' \setminus \{r\})} \alpha'[p] V'[p] = \alpha' V' = 0$. Hence, α is a place invariant of N .

Property 5.5. Let (N', M_0') be the R-transform of an augmented marked graph $(N, M_0; R)$. $(N, M_0; R)$ is bounded and conservative if and only if every place in (N', M_0') belongs to a cycle.

Proof. (\Leftarrow) Let $R = \{ r_1, r_2, \dots, r_n \}$. (N', M_0') is the R-transform of $(N, M_0; R)$, where each r_i is replaced by a set of places Q_i , for $i = 1, 2, \dots, n$. Since every place in (N', M_0') belongs to a cycle, according to Property 5.4, there exists a place invariant α' of N' such that $\alpha' > 0$ and $\alpha'[q_1] = \alpha'[q_2] = \dots = \alpha'[q_k]$ for each $Q_i = \{ q_1, q_2, \dots, q_k \}$. It follows from Lemma 5.1 that there also exists a place invariants α of N such that $\alpha > 0$ and $\alpha[r_i] = \alpha[q_1] = \alpha[q_2] = \dots = \alpha[q_k]$ for each Q_i . Hence, $(N, M_0; R)$ is conservative. According to Property 2.1, $(N, M_0; R)$ is bounded. (\Rightarrow) Since $(N, M_0; R)$ is conservative, there exists a place invariant α of N such that $\alpha > 0$. Consider each $r_i \in R$ which is replaced by $Q_i = \{ q_1, q_2, \dots, q_k \}$. According to Lemma 5.2, there also exists a place invariant α' of N' such that $\alpha' > 0$ and $\alpha'[q_1] = \alpha'[q_2] = \dots = \alpha'[q_k] = \alpha[r_i]$ and $\alpha'[s] = \alpha[s]$ for any $s \in P' \setminus Q_i$. Hence, (N', M_0') is conservative. It follows from Property 2.1 that (N', M_0') is bounded. Since (N', M_0') is a marked graph, according to Property 2.3, every place in (N', M_0') belongs to a cycle.

Property 5.6. Let (N', M_0') be the R-transform of an augmented marked graph $(N, M_0; R)$. $(N, M_0; R)$ is bounded and conservative if and only if (N', M_0') is bounded.

Proof. It follows from Properties 2.3 and 5.5.

Consider the augmented marked graph $(N, M_0; R)$ shown in Figure 6, and the R-transform (N', M_0') of $(N, M_0; R)$. Every place in (N', M_0') belongs to a cycle. $(N, M_0; R)$ is bounded and conservative. (N', M_0') is also bounded and conservative.

Figure 8 shows another augmented marked graph $(N, M_0; R)$. Figure 9 shows the R-transform (N', M_0') of $(N, M_0; R)$, where r is replaced by $\{ q_1, q_2 \}$. For (N', M_0') , places p_3 and p_{10} do not belong to any cycle. $(N, M_0; R)$ is neither bounded nor conservative.

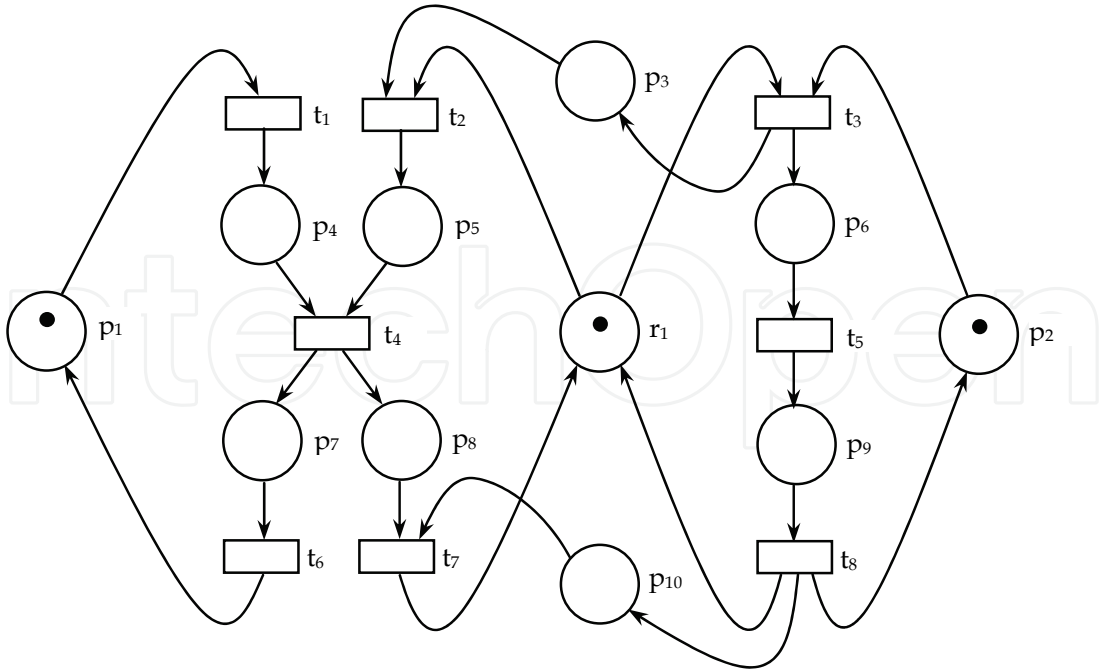


Fig. 8. Another augmented marked graph for illustration of R-transform.

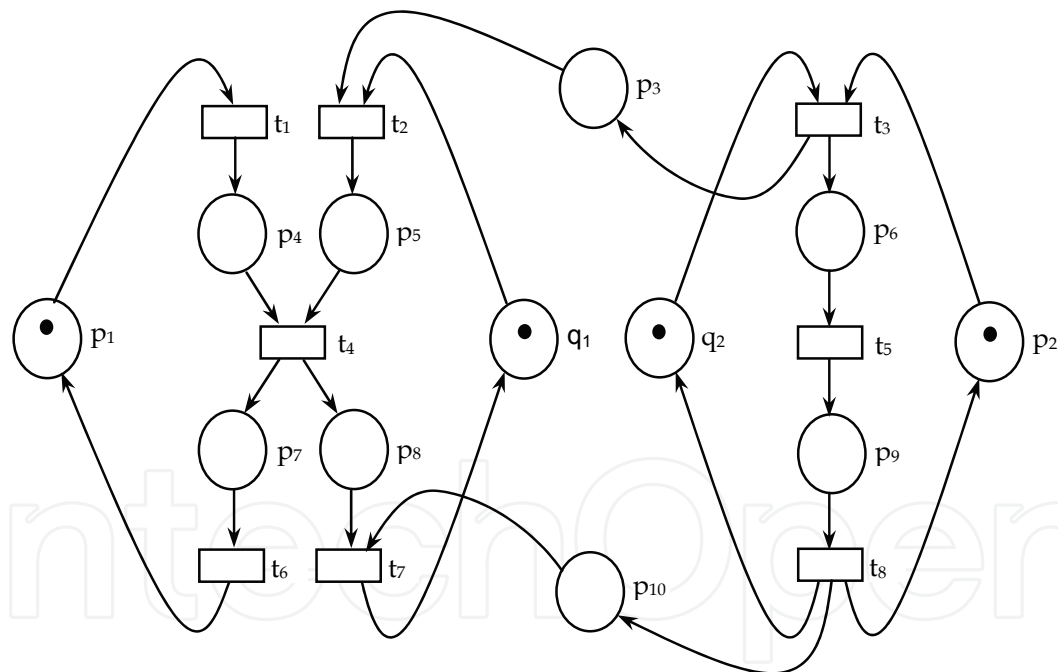


Fig. 9. The R-transform of the augmented marked graph shown in figure 8.

Based on Properties 5.5, the following strategy is derived for checking the boundedness and conservativeness of an augmented marked graph $(N, M_0; R)$:

1. Create the R-transform of $(N, M_0; R)$.
2. Let (N', M_0') be the R-transform. For each place p in N' , check if there exists a cycle that contains p . If yes, $(N, M_0; R)$ is bounded and conservative. Otherwise, $(N, M_0; R)$ is neither bounded nor conservative.

6. The Dining philosophers problem

This section illustrates the properties of augmented marked graphs obtained in the previous two sections using the dining philosophers problem. By modelling the dining philosophers problem by an augmented marked graph, the system is analysed on its liveness, reversibility, boundedness and conservativeness based on the properties of augmented marked graphs.

Example 1 : The Dining Philosophers Problem (Version 1)

Six philosophers (H_1, H_2, H_3, H_4, H_5 and H_6) are sitting around a circular table for dinner. They are either meditating or eating the food placed at the centre of the table. There are six pieces of chopsticks (C_1, C_2, C_3, C_4, C_5 and C_6) shared by them for getting the food to eat, as shown in Figure 10. For one to get the food to eat, both the chopstick at the right hand side and the chopstick at the left hand side must be available. The philosopher then grasps both chopsticks simultaneously and then takes the food to eat. Afterwards, the chopsticks are released and returned to their original positions simultaneously.

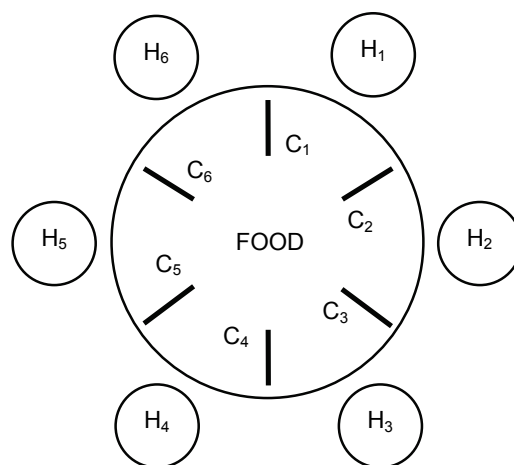


Fig. 10. The dining philosophers problem.

Figure 11 shows an augmented marked graph $(N, M_0; R)$, representing the dining philosophers problem (version 1). Table 1 shows the semantic meanings of the places and transitions. There are 24 R-siphons, namely, $\{r_1, p_{61}, p_{11}\}, \{r_1, p_{61}, p_{12}\}, \{r_1, p_{62}, p_{11}\}, \{r_1, p_{62}, p_{12}\}, \{r_2, p_{11}, p_{21}\}, \{r_2, p_{11}, p_{22}\}, \{r_2, p_{12}, p_{21}\}, \{r_2, p_{12}, p_{22}\}, \{r_3, p_{21}, p_{31}\}, \{r_3, p_{21}, p_{32}\}, \{r_3, p_{22}, p_{31}\}, \{r_3, p_{22}, p_{32}\}, \{r_4, p_{31}, p_{41}\}, \{r_4, p_{31}, p_{42}\}, \{r_4, p_{32}, p_{41}\}, \{r_4, p_{32}, p_{42}\}, \{r_5, p_{41}, p_{51}\}, \{r_5, p_{41}, p_{52}\}, \{r_5, p_{42}, p_{51}\}, \{r_5, p_{42}, p_{52}\}, \{r_6, p_{51}, p_{61}\}, \{r_6, p_{51}, p_{62}\}, \{r_6, p_{52}, p_{61}\}$ and $\{r_6, p_{52}, p_{62}\}$. Each of these R-siphons contains a marked trap and would never become empty. Based on the results obtained in Section 4, $(N, M_0; R)$ is live and reversible. On the other hand, for the R-transform of $(N, M_0; R)$, every place belongs to a cycle. Based on the results obtained in Section 5, $(N, M_0; R)$ is bounded and conservative.

Example 2 : The Dining Philosophers Problem (Version 2)

The Dining Philosophers Problem is now modified as follows. For one to get the food to eat, he or she first grasps the chopstick at the right hand side if available, then grasps the chopstick at the left hand side if available, and then takes the food to eat. Afterwards, the chopsticks are released and returned to their original positions simultaneously.

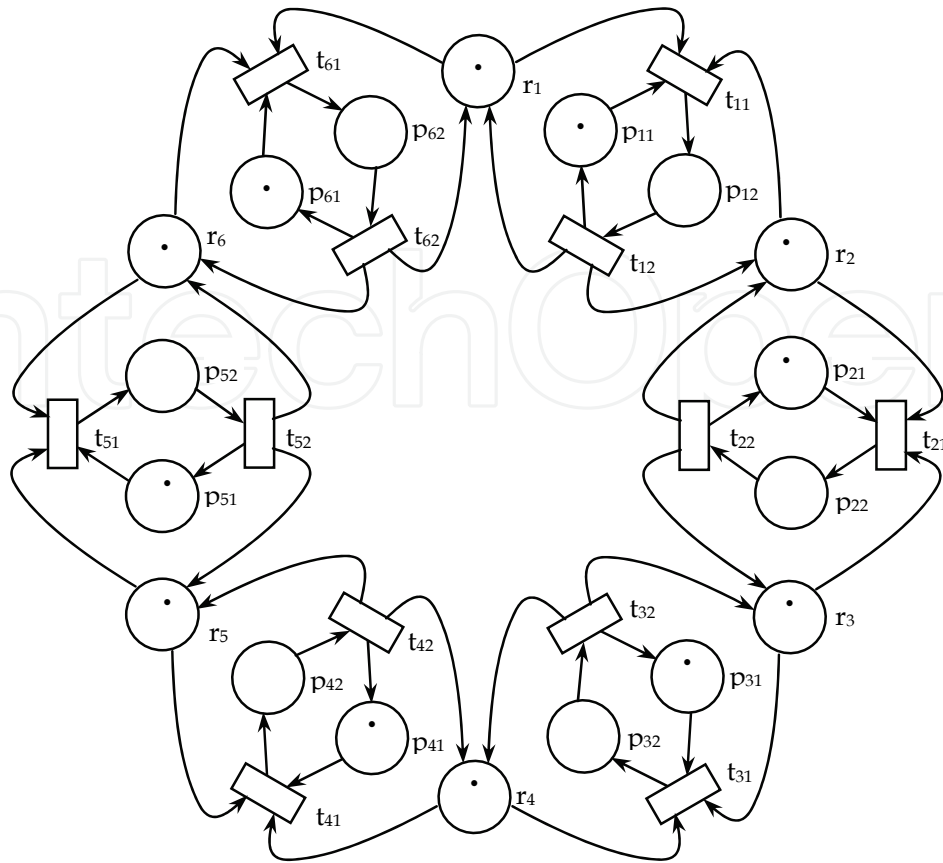


Fig. 11. Augmented marked graph (Example 1).

Semantic meaning for places		Semantic meaning for transitions	
p11	H ₁ is meditating.	t11	H ₁ takes the action to grasp C ₁ and C ₂ .
p12	H ₁ has got C ₁ and C ₂ and takes the food.	t12	H ₁ takes the action to return C ₁ and C ₂ .
p21	H ₂ is meditating.	t21	H ₁ takes the action to grasp C ₂ and C ₃ .
p22	H ₂ has got C ₂ and C ₃ and takes the food.	t22	H ₁ takes the action to return C ₂ and C ₃ .
p31	H ₃ is meditating.	t31	H ₁ takes the action to grasp C ₃ and C ₄ .
p32	H ₃ has got C ₃ and C ₄ and takes the food.	t32	H ₁ takes the action to return C ₃ and C ₄ .
p41	H ₄ is meditating.	t41	H ₁ takes the action to grasp C ₄ and C ₅ .
p42	H ₄ has got C ₄ and C ₅ and takes the food.	t42	H ₁ takes the action to return C ₄ and C ₅ .
p51	H ₅ is meditating.	t51	H ₁ takes the action to grasp C ₅ and C ₆ .
p52	H ₅ has got C ₅ and C ₆ and takes the food.	t52	H ₁ takes the action to return C ₅ and C ₆ .
p61	H ₆ is meditating.	t61	H ₁ takes the action to grasp C ₆ and C ₁ .
p62	H ₆ has got C ₆ and C ₁ and takes the food.	t62	H ₁ takes the action to return C ₆ and C ₁ .
r1	C ₁ is available for pick.		
r2	C ₂ is available for pick.		
r3	C ₃ is available for pick.		
r4	C ₄ is available for pick.		
r5	C ₅ is available for pick.		
r6	C ₆ is available for pick.		

Table 1. Semantic meaning for the places and transitions in Fig. 11.

Figure 12 shows an augmented marked graph $(N, M_0; R)$, representing the dining philosophers problem (version 2). Table 2 shows the semantic meanings of the places and transitions. The set of places $\{r_1, p_{13}, r_2, p_{23}, r_3, p_{33}, r_4, p_{43}, r_5, p_{53}, r_6, p_{63}\}$ is a R-siphon which would become empty after firing the sequence of transitions $\langle t_{11}, t_{12}, t_{13}, t_{14}, t_{15}, t_{16} \rangle$. Based on the results obtained in Section 4, $(N, M_0; R)$ is neither live nor reversible. Deadlocks would occur, for example, after firing $\langle t_{11}, t_{12}, t_{13}, t_{14}, t_{15}, t_{16} \rangle$. On the other hand, for the R-transform of $(N, M_0; R)$, every place belongs to a cycle. Based on the results obtained in Section 5, $(N, M_0; R)$ is bounded and conservative.

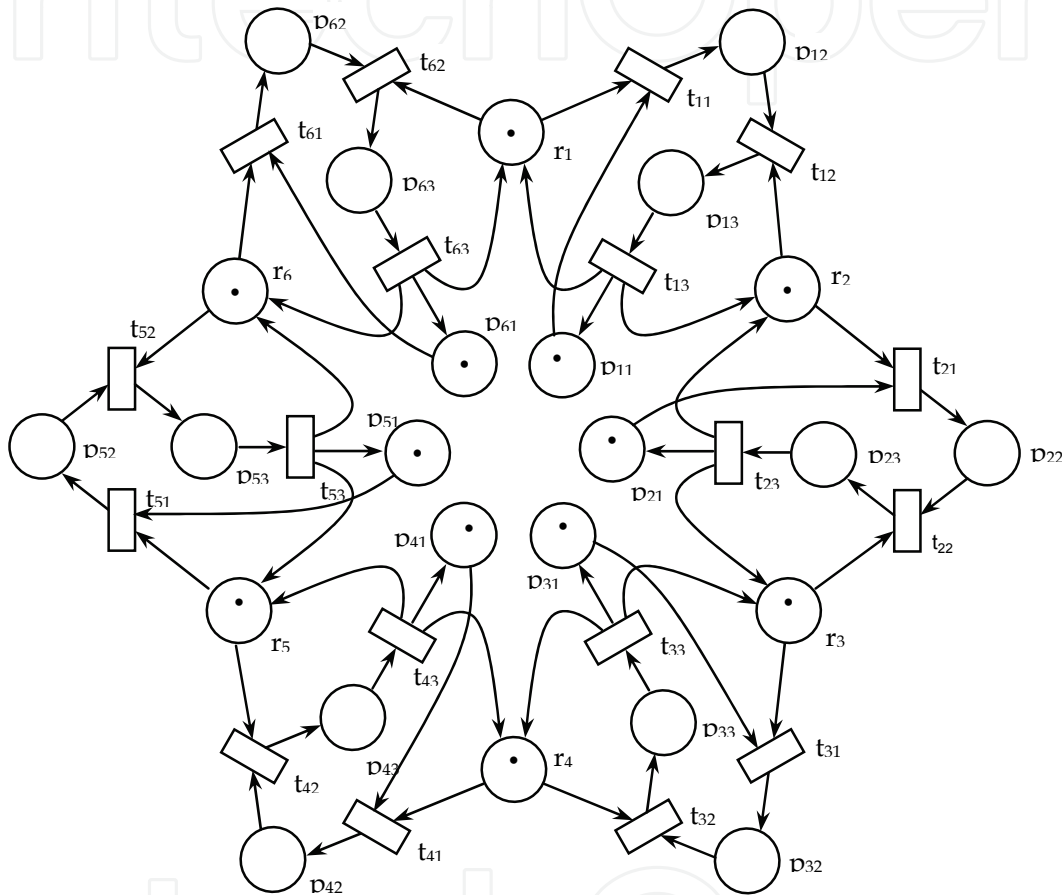


Fig. 12. Augmented marked graph (Example 2).

7. Application to manufacturing system

Manufacturing systems are typically shared resource systems, wherein the resources used to be maximally shared among different asynchronous processes. Moreover, every resource has a pre-defined capacity limit that can never be exceeded. Therefore, in manufacturing system design, a major design objective is to achieve a live, bounded and reversible system - liveness implies freedom of deadlock, boundedness implies absence of capacity overflow, and reversibility allows system recovery. Verification of the system liveness, boundedness and reversibility is essentially required, though very time-consuming.

Possessing a specific structure for representing shared resources, augmented marked graphs are often used for modelling manufacturing systems. By modelling a manufacturing system as an augmented marked graph, this section shows how the system liveness, boundedness and reversibility can be analysed, based on the properties of augmented marked graphs.

Semantic meaning for places		Semantic meaning for transitions	
p ₁₁	H ₁ is meditating.	t ₁₁	H ₁ takes the action to grasp C ₁ .
p ₁₂	H ₁ has got C ₁ and prepares to pick C ₂ .	t ₁₂	H ₁ takes the action to grasp C ₂ .
p ₁₃	H ₁ has got C ₁ and C ₂ and takes the food.	t ₁₃	H ₁ takes the action to return C ₁ and C ₂ .
p ₂₁	H ₂ is meditating.	t ₂₁	H ₂ takes the action to grasp C ₂ .
p ₂₂	H ₂ has got C ₂ and prepares to pick C ₃ .	t ₂₂	H ₂ takes the action to grasp C ₃ .
p ₂₃	H ₂ has got C ₂ and C ₃ and takes the food.	t ₂₃	H ₂ takes the action to return C ₂ and C ₃ .
p ₃₁	H ₃ is meditating.	t ₃₁	H ₃ takes the action to grasp C ₃ .
p ₃₂	H ₃ has got C ₃ and prepares to pick C ₄ .	t ₃₂	H ₃ takes the action to grasp C ₄ .
p ₃₃	H ₃ has got C ₃ and C ₄ and takes the food.	t ₃₃	H ₃ takes the action to return C ₃ and C ₄ .
p ₄₁	H ₄ is meditating.	t ₄₁	H ₄ takes the action to grasp C ₄ .
p ₄₂	H ₄ has got C ₄ and prepares to pick C ₅ .	t ₄₂	H ₄ takes the action to grasp C ₅ .
p ₄₃	H ₄ has got C ₄ and C ₅ and takes the food.	t ₄₃	H ₄ takes the action to return C ₄ and C ₅ .
p ₅₁	H ₅ is meditating.	t ₅₁	H ₅ takes the action to grasp C ₅ .
p ₅₂	H ₅ has got C ₅ and prepares to pick C ₆ .	t ₅₂	H ₅ takes the action to grasp C ₆ .
p ₅₃	H ₅ has got C ₅ and C ₆ and takes the food.	t ₅₃	H ₅ takes the action to return C ₅ and C ₆ .
p ₆₁	H ₆ is meditating.	t ₆₁	H ₆ takes the action to grasp C ₆ .
p ₆₂	H ₆ has got C ₆ and prepares to pick C ₁ .	t ₆₂	H ₆ takes the action to grasp C ₁ .
p ₆₃	H ₆ has got C ₆ and C ₁ and takes the food.	t ₆₃	H ₆ takes the action to return C ₆ and C ₁ .
r ₁	C ₁ is available for pick.		
r ₂	C ₂ is available for pick.		
r ₃	C ₃ is available for pick.		
r ₄	C ₄ is available for pick.		
r ₅	C ₅ is available for pick.		
r ₆	C ₆ is available for pick.		

Table 2. Semantic meaning for the places and transitions in Fig. 12.

Example 3. It is a FWS-200 Flexible Workstation System, extracted from the literature (Zhou & Venkatesh, 1999, pp. 121-124). The system consists of two robots R₁ and R₂, one feeder area and one PCB area, as shown in Figure 13. There are two asynchronous processes.

Production process 1 : R_1 picks components from the feeder area, and moves into the PCB area for inserting components. The finished product is then moved out from the PCB area.
 Production process 2 : R_2 picks components from the feeder area, and moves into the PCB area for inserting components. The finished product is then moved out from the PCB area.
 Figure 14 shows an augmented marked graph $(N, M_0; R)$, representing the FWS-200 flexible workstation system. Table 3 shows the semantic meanings of the places and transitions.

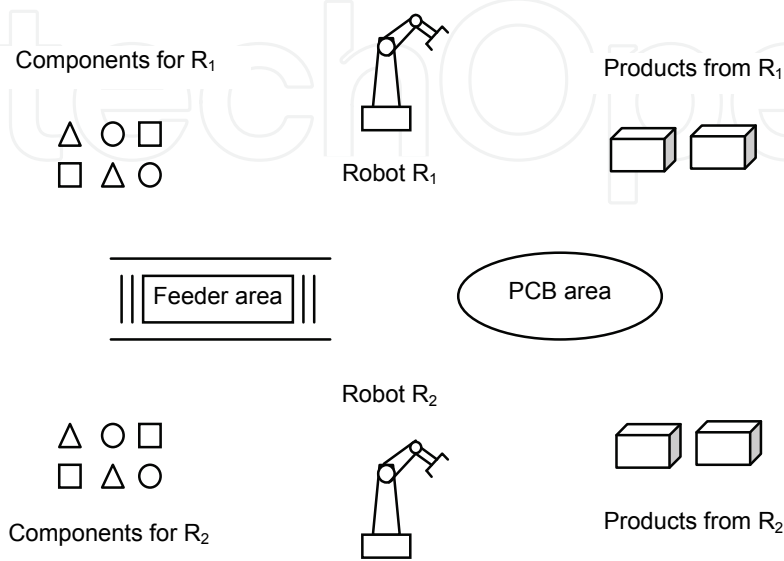


Fig. 13. The FWS-200 flexible workstation system.

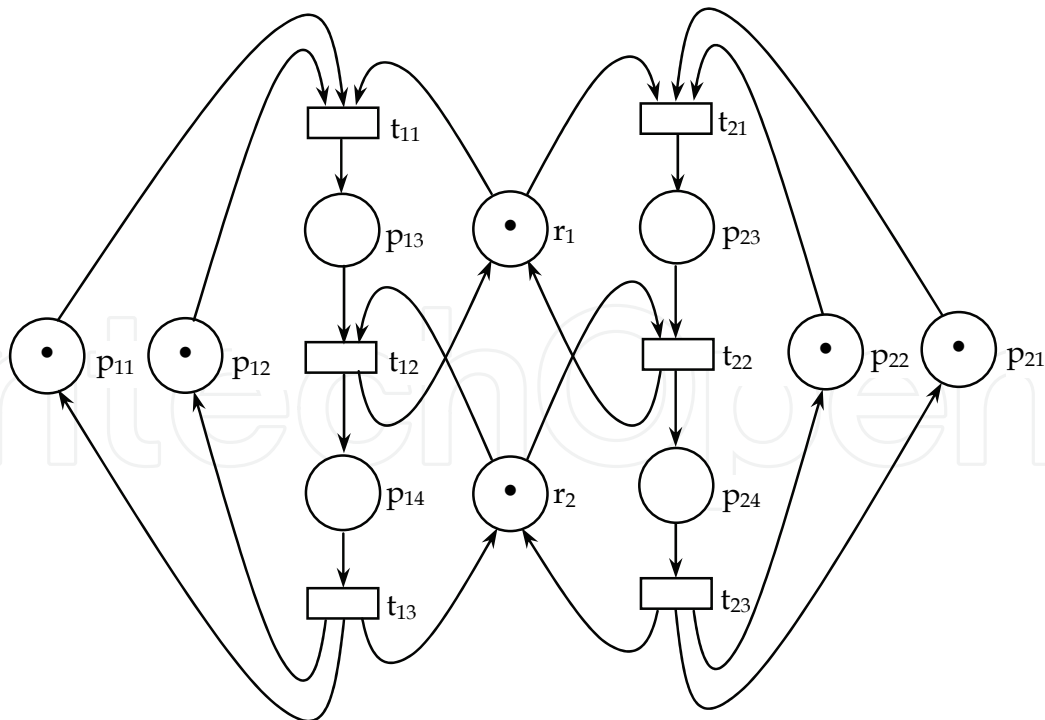


Fig. 14. Augmented marked graph (Example 3).

For the augmented marked graph $(N, M_0; R)$ shown in Figure 14, every R-siphon would never become empty. Based on the results obtained in Section 4, $(N, M_0; R)$ is live and

reversible. For the R-transform of $(N, M_0; R)$, every place belongs to a cycle. Based on the results obtained in Section 5, $(N, M_0; R)$ is bounded and conservative. It is then concluded that the FWS-200 flexible workstation system is live, bounded, reversible and conservative.

Semantic meaning for places		Semantic meaning for transitions	
p ₁₁	R ₁ is ready	t ₁₁	R ₁ starts picking components
p ₁₂	Components for R ₁ are available	t ₁₂	R ₁ starts inserting components
p ₁₃	R ₁ is picking components from feeder	t ₁₃	R ₁ starts moving out the product
p ₁₄	R ₁ is inserting components in PCB area	t ₂₁	R ₂ starts picking components
p ₂₁	R ₂ is ready	t ₂₂	R ₂ starts inserting components
p ₂₂	Components for R ₂ are available	t ₂₃	R ₂ starts moving out the finished product
p ₂₃	R ₂ is picking components from feeder		
p ₂₄	R ₂ is inserting components in PCB area		
r ₁	Feeder area is available		
r ₂	PCB area is available		

Table 3. Semantic meaning for the places and transitions in Fig. 14.

Example 4. It is a flexible assembly system, extracted from the literature (Proth & Xie, 1996, pp. 58-61). The system consists of three conveyors C₁, C₂ and C₃ and three robots R₁, R₂ and R₃, as shown in Figure 15. There are three asynchronous processes.

Assembly process 1 : C₁ requests R₁. After acquiring R₁, it requests R₂. After acquiring R₂, it performs assembling and then releases both R₁ and R₂ simultaneously.

Assembly process 2 : C₂ requests R₂. After acquiring R₂, it requests R₃. After acquiring R₃, it perform assembling and then releases both R₂ and R₃ simultaneously.

Assembly process 3 : C₃ requests R₃. After acquiring R₃, it requests R₁. After acquiring R₁, it perform assembling and then releases both R₃ and R₁ simultaneously.

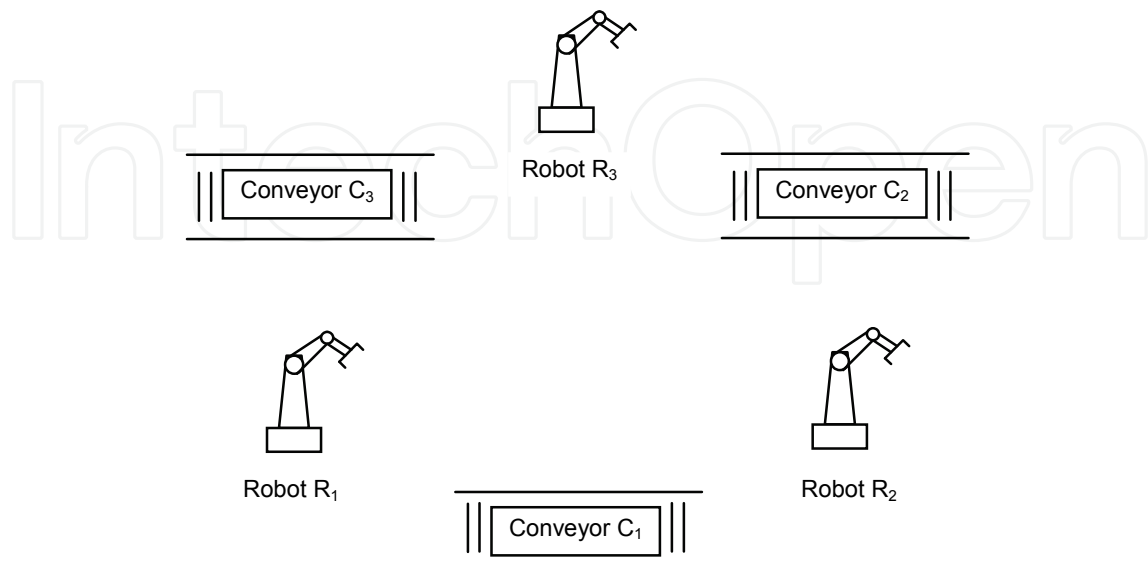


Fig. 15. The flexible assembly system.

Figure 16 shows an augmented marked graph $(N, M_0; R)$, representing the flexible assembly system. Table 4 shows the semantic meanings of the places and transitions.

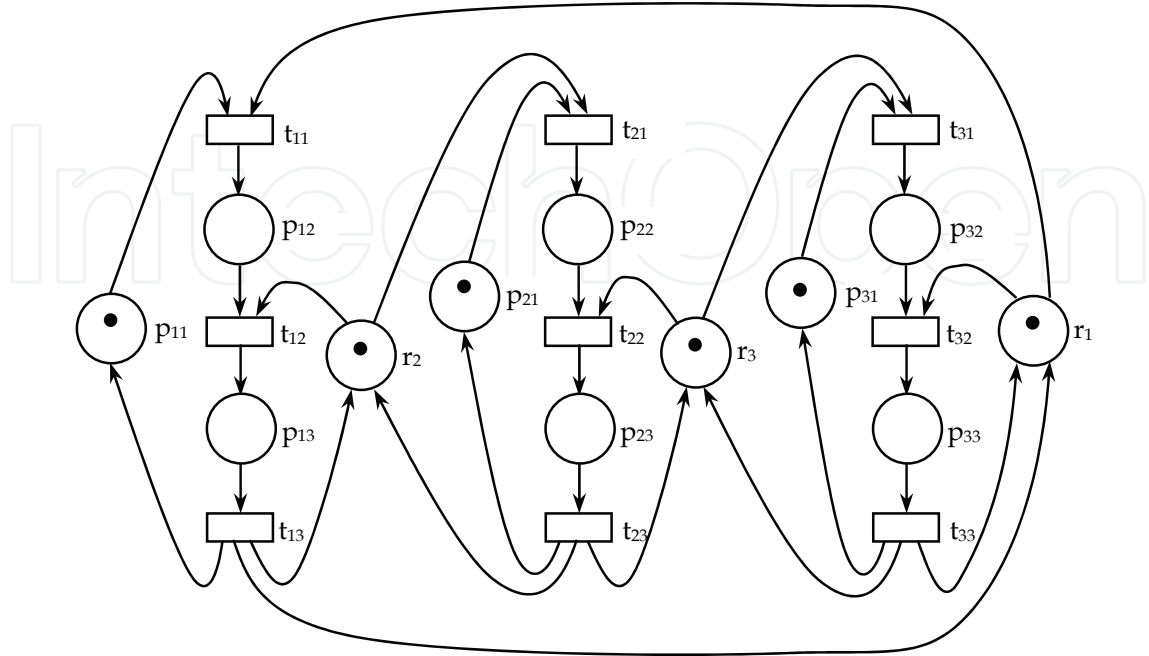


Fig. 16. Augmented marked graph (Example 4).

Semantic meaning for places		Semantic meaning for transitions	
p12	C ₁ is occupying R ₁	t11	C ₁ starts acquiring R ₁
p13	C ₁ is occupying R ₁ and R ₂	t12	C ₁ starts acquiring R ₂
p21	C ₂ is ready	t13	C ₁ finishes assembling and release R ₁ and R ₂
p22	C ₂ is occupying R ₂	t21	C ₂ starts acquiring R ₂
p23	C ₂ is occupying R ₂ and R ₃	t22	C ₂ starts acquiring R ₃
p31	C ₃ is ready	t23	C ₂ finishes assembling and release R ₂ and R ₃
p32	C ₃ is occupying R ₃	t31	C ₃ starts acquiring R ₃
p33	C ₃ is occupying R ₃ and R ₁	t32	C ₃ starts acquiring R ₁
r1	R ₁ is available	t33	C ₃ finishes assembling and release R ₃ and R ₁
r2	R ₂ is available		
r3	R ₃ is available		

Table 4. Semantic meaning for the places and transitions in Fig. 16.

For the augmented marked graph $(N, M_0; R)$ shown in Figure 16, there exists a R-siphon $S = \{ p_{13}, p_{23}, p_{33}, r_1, r_2, r_3 \}$ which becomes empty after firing the sequence of transitions $\langle t_{11}, t_{21}, t_{31} \rangle$. Based on the results obtained in Section 4, $(N, M_0; R)$ is neither live nor reversible. A deadlock would occur after firing $\langle t_{11}, t_{21}, t_{31} \rangle$. For the R-transform of $(N, M_0; R)$, every place belongs to a cycle. Based on the results obtained in Section 5, $(N, M_0; R)$ is bounded and conservative. It is then concluded that the flexible assembly system is non-live, non-reversible but bounded and conservative.

8. Conclusion

In the past decade, augmented marked graphs have evolved into a sub-class of Petri nets. They are often used for modelling shared resource systems, such as manufacturing systems. One major reason is that augmented marked graphs possess a special structure which is desirable for modelling shared resources. However, the properties of augmented marked graphs are not extensively studied. In the literature, there are a few published works on augmented marked graphs.

This paper consolidates our earlier works on augmented marked graphs with a special focus on liveness, boundedness, reversibility and conservativeness. We provide a number of characterisations for live and reversible augmented marked graphs. In particular, some of these characterisations are based on cycles, instead of siphons. Besides, we introduce the R-transformation, on which characterisations for bounded and conservative augmented marked graphs are obtained. With these characterisations, some pretty simple conditions and procedures for checking the liveness, reversibility, boundedness and conservativeness of an augmented marked graph are derived. These have been illustrated using the dining philosophers problem.

Typically, in designing shared resource systems, one needs to achieve design objectives on two folds. On one hand, the resources are scarce and should be maximally shared. On the other hand, the system should be carefully designed so that erroneous situations due to the sharing of resources, such as deadlock and capacity overflow, can be avoided. Yet, the verification of liveness, boundedness and reversibility is very difficult and time-consuming. This paper contributes to provide an effective means to analysing these essential properties. By modelling a shared resource system as an augmented marked graph, its liveness, boundedness, reversibility and conservativeness can be effectively analysed, based on the characterisations and properties of augmented marked graphs. We specifically show the application to the analysis of manufacturing systems which are typically shared resource systems. Promising results are obtained.

9. References

- Barkaoui, K., Couvreur, J.M. & Dutheillet, C. (1995), On Liveness in Extended Non Self-Controlling Nets, *Application and Theory of Petri Nets, Lecture Notes in Computer Science*, Vol. 935, pp. 25-44, Springer-Verlag.
- Cheung, K.S. (2004), New Characterisations for Live and Reversible Augmented Marked Graphs, *Information Processing Letters*, Vol. 92, No. 5, pp. 239-243.

- Cheung, K.S. (2005), A Synthesis Method for Designing Shared-Resource Systems, *Computing and Informatics*, Vol. 24, No. 6, pp. 629-653.
- Cheung, K.S. (2006), Modelling and Analysis of Manufacturing Systems Using Augmented Marked Graphs, *Information Technology and Control*, Vol. 35, No. 1, pp. 19-26.
- Cheung, K.S. (2007), Boundedness and Conservativeness of Augmented Marked Graphs, *IMA Journal of Mathematical Control and Information*, Vol. 24, No. 2, pp. 235-244.
- Cheung, K.S. & Chow, K.O. (2005a), Cycle-Inclusion Property of Augmented Marked Graphs, *Information Processing Letters*, Vol. 94, No. 6, pp. 271-276.
- Cheung, K.S. & Chow, K.O. (2005b), Analysis of Manufacturing Systems Based on Augmented Marked Graphs, *Proceedings of the IEEE International Conference on Computational Intelligence for Modelling, Control and Automation*, Vol. 2, pp. 847-851.
- Cheung, K.S. & Chow, K.O. (2005c), A Synthesis Approach to Deriving Object-Based Specifications from Object Interaction Scenarios, In : Nilsson et al. (eds.), *Advances in Information Systems Development - Bridging the Gap Between Academic and Industry*, pp. 647-656, Springer.
- Cheung, K.S. & Chow, K.O. (2006), Analysis of Capacity Overflow for Manufacturing Systems, *Proceedings of the IEEE Conference on Automation Science and Engineering*, pp. 287-292.
- Cheung, K.S., Cheung, T.Y. & Chow, K.O. (2006), A Petri-Net-Based Synthesis Methodology for Use-Case-Driven System Design, *Journal of Systems and Software*, Vol. 79, No. 6, pp. 772-790.
- Chu, F. & Xie, X. (1997), Deadlock Analysis of Petri Nets Using Siphons and Mathematical Programming, *IEEE Transactions on Robotics and Automation*, Vol. 13, No. 6, pp. 793-804.
- Desel, J. & Esparza, J. (1995), *Free Choice Petri Nets*, Cambridge University Press.
- Desel, J. & Reisig, W. (1998), Place Transition Petri Nets, *Lectures on Petri Nets I : Basic Models, Lecture Notes in Computer Science*, Vol. 1491, pp. 122-173, Springer-Verlag.
- Huang, H.J., Jiao, L. & Cheung, T.Y. (2003), Property-Preserving Composition of Augmented Marked Graphs that Share Common Resources, *Proceedings of the IEEE International Conference on Robotics and Automation*, pp. 1446-1451.
- Jeng, M.D., Xie, X. & Huang, Y. (2000), Manufacturing Modeling Using Process Nets with Resources, *Proceedings of the IEEE International Conference on Robotics and Automation*, pp. 2185-2190.
- Jeng, M.D., Xie, X. & Peng, M.Y. (2002), Process Nets with Resources for Manufacturing Modeling and their Analysis, *IEEE Transactions on Robotics and Automation*, Vol. 18, No. 6, pp. 875-889.
- Murata, T. (1989), Petri Nets : Properties, Analysis and Applications, *Proceedings of the IEEE*, Vol. 77, No. 4., pp. 541-580.
- Peterson, J.L. (1981), *Petri net theory and the modeling of systems*, Prentice Hall.
- Proth, J.M. & Xie, X. (1996), *Petri Nets : A Tool for Design and Management of Manufacturing Systems*, Wiley.
- Reisig, W. (1985), *Petri Nets : An Introduction*, Springer-Verlag.

Zhou, M.C. & Venkatesh, K. (1999), *Modeling, Simulation and Control of Flexible Manufacturing Systems : A Petri Net Approach*, World Scientific.

IntechOpen

IntechOpen



Petri Net, Theory and Applications

Edited by Vedran Kordic

ISBN 978-3-902613-12-7

Hard cover, 534 pages

Publisher I-Tech Education and Publishing

Published online 01, February, 2008

Published in print edition February, 2008

Although many other models of concurrent and distributed systems have been developed since the introduction in 1964 Petri nets are still an essential model for concurrent systems with respect to both the theory and the applications. The main attraction of Petri nets is the way in which the basic aspects of concurrent systems are captured both conceptually and mathematically. The intuitively appealing graphical notation makes Petri nets the model of choice in many applications. The natural way in which Petri nets allow one to formally capture many of the basic notions and issues of concurrent systems has contributed greatly to the development of a rich theory of concurrent systems based on Petri nets. This book brings together reputable researchers from all over the world in order to provide a comprehensive coverage of advanced and modern topics not yet reflected by other books. The book consists of 23 chapters written by 53 authors from 12 different countries.

How to reference

In order to correctly reference this scholarly work, feel free to copy and paste the following:

King Sing Cheung (2008). Augmented Marked Graphs and the Analysis of Shared Resource Systems, Petri Net, Theory and Applications, Vedran Kordic (Ed.), ISBN: 978-3-902613-12-7, InTech, Available from: http://www.intechopen.com/books/petri_net_theory_and_applications/augmented_marked_graphs_and_the_analysis_of_shared_resource_systems

INTECH
open science | open minds

InTech Europe

University Campus STeP Ri
Slavka Krautzeka 83/A
51000 Rijeka, Croatia
Phone: +385 (51) 770 447
Fax: +385 (51) 686 166
www.intechopen.com

InTech China

Unit 405, Office Block, Hotel Equatorial Shanghai
No.65, Yan An Road (West), Shanghai, 200040, China
中国上海市延安西路65号上海国际贵都大饭店办公楼405单元
Phone: +86-21-62489820
Fax: +86-21-62489821

© 2008 The Author(s). Licensee IntechOpen. This chapter is distributed under the terms of the [Creative Commons Attribution-NonCommercial-ShareAlike-3.0 License](#), which permits use, distribution and reproduction for non-commercial purposes, provided the original is properly cited and derivative works building on this content are distributed under the same license.

IntechOpen

IntechOpen