

We are IntechOpen, the world's leading publisher of Open Access books Built by scientists, for scientists

4,800

Open access books available

122,000

International authors and editors

135M

Downloads

Our authors are among the

154

Countries delivered to

TOP 1%

most cited scientists

12.2%

Contributors from top 500 universities



WEB OF SCIENCE™

Selection of our books indexed in the Book Citation Index
in Web of Science™ Core Collection (BKCI)

Interested in publishing with us?
Contact book.department@intechopen.com

Numbers displayed above are based on latest data collected.

For more information visit www.intechopen.com



Engineering Change Management in Distruted Environment with PDM/PLM Support

Joze Tavcar and Joze Duhovnik

1. Introduction

Globalization has dramatically changed the way in which products are produced by manufactures of all sizes. Small to medium sized organizations are now just as likely to engage in global outsourcing projects as large multinational teams (Tosse, 2005). Global distributed teams need to effectively communicate and collaborate throughout the entire product development process to produce innovative products of the highest quality in the shortest period of time.

In industry, engineering change management (ECM) is recognized as a problem that receives too little attention relative to its importance. Wright's (Wright, 1997) conclusion is that from the manufacturing perspective ECM is a disturbance obstructing smooth product manufacture, but such a perspective ignores ECM's capacity to provide the incentive for product improvement. Wright's conclusion is that a number of coordinated research programs are required to establish the ground rules for maximizing the product design benefits from EC activity. Many and especially late ECs are very costly for any development project. ECs consume one third to one half of the total engineering capacity and represent 20 to 50 % of total tool costs (Terwiesch & Loch, 1999). The key contributors to long EC lead times are: complex approval process, snowballing changes, scarce capacity and organizational issues. Loch (Loch & Terwiesch, 1999) analyzed the process of administering engineering chain orders within a large vehicle development project. Despite the tremendous time pressure in development projects, EC process lead times are in the order of several weeks, months and even over one year (Loch & Terwiesch, 1999). A detailed analysis has shown a low proportion of value-added time in the EC process – less than 8.5 %. An EC spends most of its lifetime waiting for further processing. Loch suggests the following improvement strategies in order to reduce EC lead time: flexible capacity, balanced workloads, merged tasks and sharing resources (pooling).

Huang (Huang et al., 2003) investigated the current state of ECs in current industrial practice. Huang focused on big manufacturing companies and found that it is necessary to develop methodologies and techniques to improve the ECM practices. There was no evidence that ECM software packages had been used within the surveyed companies. Current ECM practices vary between companies, from formal to ad hoc approaches. Current tools dominating at new product development and introduction process are low-cost, low-function personal productivity tools like spreadsheets, project management and word processing according to AMR Research (O'Marah, 2004).

ECM support can be implemented in commercial PDM/PLM or ERP software. There are web-based ECM systems that provide better information sharing, simultaneous data access and prompt communication (Huang et al., 2001). But even a high level of information technology for ECM is very often paper based, especially in smaller companies (Huang et al., 2001). The reasons for this are that computer aids are not well known to EC practitioners and some of existing computer aids do not reflect good EC practice. In some cases, comprehensive functionality of some systems undermines their focus and imposes intensive data requirements (Huang et al., 2001).

Rouibah (Rouibah & Caskey, 2003) focused on cases in which complex product development involves more than one company – distributed engineering change management. The concurrent design process results in a parameter network that tells us how closely different components are interrelated. The knowledge contained in this network helps manage cross-company activities during the ECM process.

A review of the references emphasizes the problem of engineering changes in companies and offers quite specific solutions for complex products. This paper establishes a general model of engineering change management and applies it to distributed manufacturing and product development teams. Distributed environment requires specific methods, organization, communication skills and information system. The reference ECM model helps engineers recognize the main problems and improve the process. This was also confirmed on examples from industrial practice.

2. Characteristic design and product levels

Product development involves four characteristic levels of design. Each of them requires certain very specific activities (Prasad, 1996). The characteristic

design levels could therefore ensure very clear definitions of the activities and thus provide the necessary software and other support for all phases of the design process (Duhovnik et al., 1993). The following four levels of the design process have become established in professional literature: original, innovative, variation and adaptive (Table 1) (Žavbi & Duhovnik, 2001). On the basis of the above design levels, design tasks can be determined and distributed among them.

- **Original design** means the designing of entirely new products, whereby a new working principle is determined for a new or known function. In the process of designing from scratch, one therefore needs to define the working principle, model of shape, functionality and technical shape.
- **Innovative design** means designing products by varying the working principles which fulfil the required function to the optimum degree. In innovative design one needs to define the model of shape, functionality and technical shape.
- **Variational design** means designing products by varying loads, therefore comparable models of shape are obtained. In variational design one needs to define the functionality and technical shape.
- **Adaptive design** means designing products by adapting their dimensions to the technical and technological possibilities for their manufacture. In adaptive design one needs to define the technical shape. This shape is conditioned both by optimization of microtechnology (special features of the manufacturing technology) and by the shape design of details (ergonomics, assembly, etc.). Adaptive design is a dominant type of design (Table 1) and typical of the engineering change process.

The characteristic design phases are: determination of design requirements, conceptual design, embodiment design and preparation of technical documentation (Horvath & Vergeest, 2000). During their work, designers will require different types of support, depending on the phase of design or abstraction of the product they are working on at the time (Rude, 1998), (Suh, 1990).

The type and number of changes that need to be made later are largely determined already in the phase of product development. If a thorough analysis is not performed taking into account all phases of the product's life cycle, from

market requirements and manufacturing technology to maintenance, the number of necessary changes will obviously be greater (Duhovnik & Tavčar, 2002).

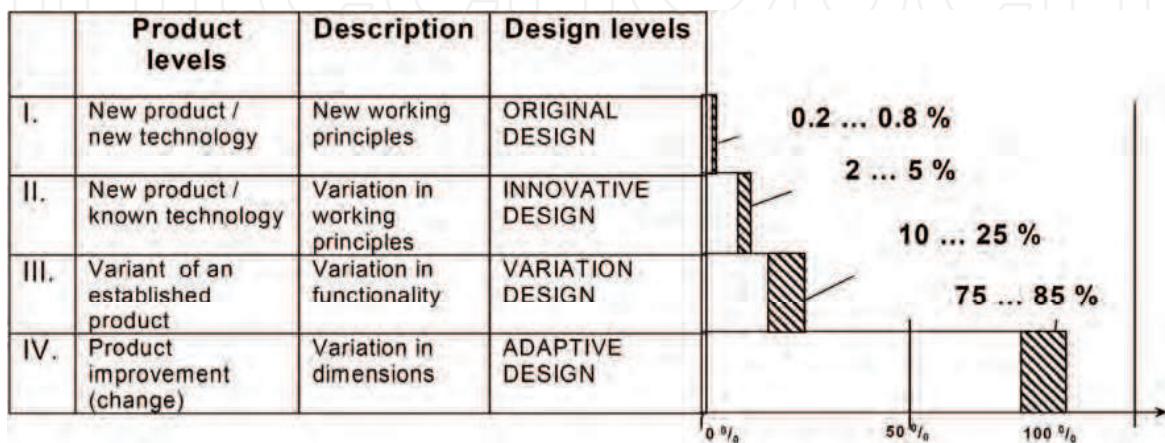


Table 1. Relationship between design and product levels (Duhovnik & Tavčar, 2002).

The entire product family and the possibility of its upgrading have to be envisaged already during the product's conceptual design. A clear presentation of the influence of concurrent engineering methods on the number of changes is given in Prasad's work (Prasad, 1996). For the sake of comprehensive analysis, it should be emphasized that change management begins already during conceptual design and later phases of product development.

3. Generalised engineering change process

Generalized model of engineering change process (figure 2) helps us understand and compare procedures in different types of production and consequently find the most appropriate methods for a specific enterprise. Each change begins with an idea. It is important to stimulate the employees to creativity as well as to ensure an easy collection of ideas and their tracking. Collecting of proposals for changes must be possible and accessible in a simple manner, throughout the company and also from the outside, servicing personnel and salesmen being the most important participants. It is necessary to ensure that proposals are collected centrally and that they are properly documented.

In the next step, the idea itself should be transformed into a proposal for a change. The information system plays an important role in arrangement and collection of the required data. Arranging also includes analyzing and testing, if applicable. It needs to be ensured that each proposal is subject to appropriate professional discussion, which, due to economic reasons, can be conducted in several stages. Each change must go through the process of approval, where the consequences of the change are calculated from all perspectives, e.g. in terms of costs and technical feasibility. Once the change has been approved, it should first be provided for changes in documents and their distribution, following which the change needs to be implemented in the production process, servicing etc.

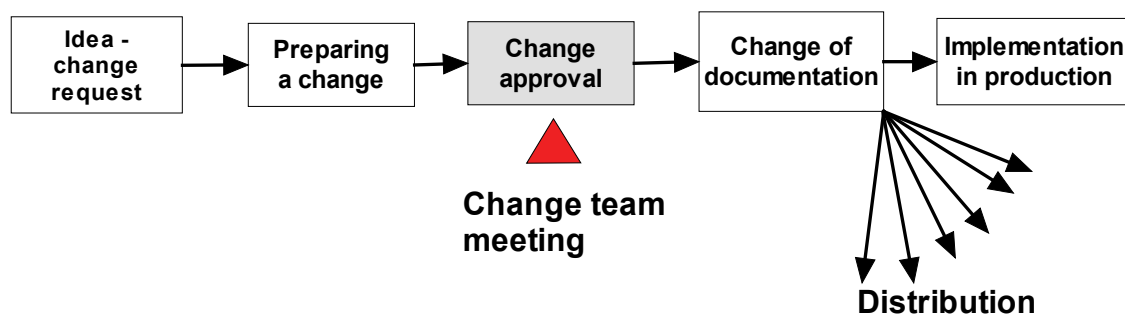


Figure 2. Generalised engineering change process of a product (Tavčar & Duhovnik, 2005)

The objective of this paper is to develop a method that will help distributed companies recognize weak points in their engineering change management system and improve it. Systematic analyses in various companies showed that the criteria presented in figure 3 have to be fulfilled for ECM to be managed well. It is very important for all of the stated considerations namely, communication, decision making, organization, process definition and information system to fulfil the minimum threshold criteria. The impact of an individual criterion depends on the type of production. The quality of communication primarily affects the first three phases of the EC process shown in figure 2. A clear definition of the process and the information system affects all phases of the EC process. Organization has the greatest influence on change preparation, which includes additional research and prototype production.

3.1 Communication

To support developmental-design activities, it is important to be able to identify the relevant communication channels, as well as the frequencies and contents of communication (Frankenberger & Badke, 1998). The predominant type of communication varies considerably with the design level. In new product development, the world outside of the core development team serves as an important source of information, and creative dialogue will predominate. At the level of variants, designers are considerably more limited and dependent on the information that has been organized within the information system; this is even truer in the case of product changes. Poor communication is the most frequent reason for problems in ECM.

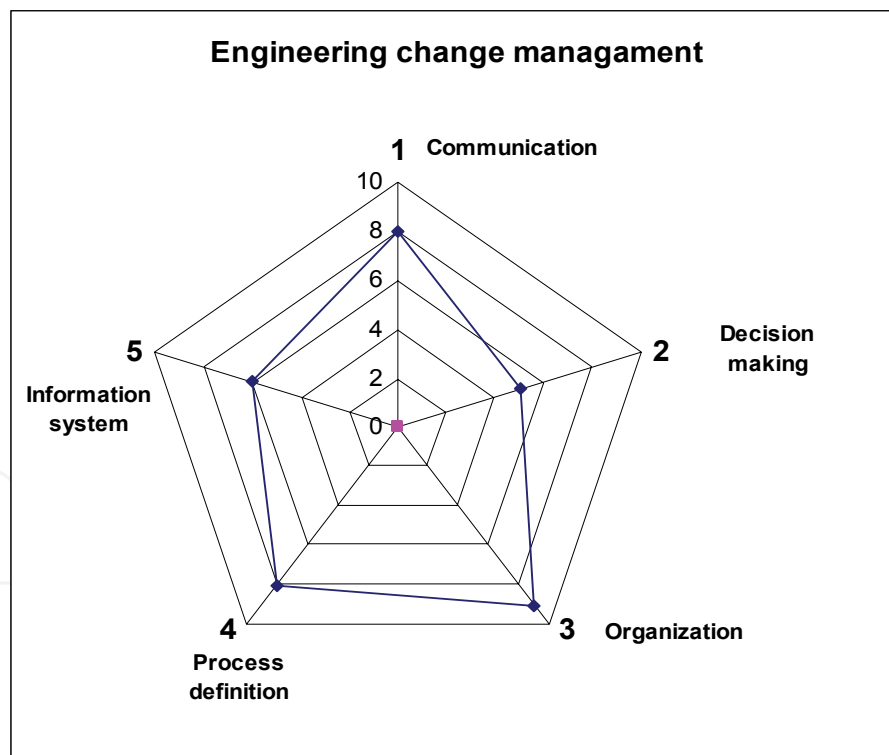


Figure 3. Criteria necessary for effective change management (ECM)

The following forms of communication in EC process were recognized: creative dialogue, review and approval, informing team members and searching for information (Tavčar & Duhovnik, 2000). The type of communication varies

with the phase of engineering changes. During initial stages of the engineering change process, there are many considerations to be taken into account and harmonized, and many decisions to be made. This part of the process cannot be formalized. Informal communication is very important, since it is the source of creativity (Prasad, 1996). Physical proximity between project team members is the best way to accomplish a creative dialogue. In the distributed teams is a creative dialogue enabled with videoconferencing. Later during ECM, especially during distribution, the range of people requiring access to product data becomes wider. For this reason, access to the electronic form of documents and communication via the information system is very important.

Regular and effective communication is the necessary prerequisite for the functioning of virtual teams. Virtual team members need specific skills to communicate and work well (Tavčar et al., 2005). In addition to technical knowledge required to use the communications equipment, special features of work in a virtual team also need to be taken into account, e.g. regular responses, which are important for building trust. Each virtual team member must be independent and must show initiative. Individual skills, such as, for example, knowledge of a foreign language in a multilingual team, cannot be mastered overnight, which should be taken into account as early as team formation. Training in the use of unified software in the entire team (e.g. 3D viewer and red-lining) is needed. The EC leader must prepare the schedules and rules for regular meetings (Kayworth, 2000). Team members must take the time to get to know each other well, because this improves communication and increases the level of effectiveness. In strong personal relationships, communication is frequent but short. Relationships in virtual teams are developed and strengthened through a proactive effort to solve problems (Hart & Mcleod, 2003). Product development and engineering change management requires intense communication; the use of a video system is therefore essential. Based on studies (Harvey & Koubek, 1998), there is no difference between personal face-to-face and video communication in product development. A large difference is seen, however, if only audio or text communication is used. In complex tasks, such as change approval, the type of communication medium employed (e-mail, audio, and video) has a strong impact on effectiveness, while in simpler tasks this has no marked effect (Kayworth, 2000). Communication becomes more effective once the team develops a common vocabulary (Kayworth, 2000).

Successful work in virtual development teams requires certain special skills for team members (Tavcar et al., 2005):

- ❑ Willingness to cooperate and work in EC team.
- ❑ Effective communication in a virtual team (trust building).
- ❑ Initiative and ability to find information and make decisions.
- ❑ Mastery of a common spoken and written technical language (similar background is an advantage in communication).
- ❑ Working with the communications software
- ❑ Ability to access and work with product data.
- ❑ Specialised knowledge (compatible with other team members)

As a rule, communication involves a feedback loop between the sender and the recipient. It is very important for effective communication that the sender immediately receives a confirmation that the recipient correctly interpreted the information. Whenever one writes a message, a reply is needed in order to know that the intent of the message was achieved. In a conversation, however, confirmation is often expressed simply through mimics. Within a familiar team, even a small hint will suffice and everyone will understand the message. However, recipients from different cultural environments or different types of expertise will require a clear, modified explanation. Effective communication in an EC team requires as many communication channels as possible: audio, video and textual.

Creativity requires an optimum level of communication (Leenders et al., 2003). Overly intense or overly limited communication reduces creativity. Communication is the driving force of development teams. Both individuals and the team as a whole require an appropriate level of autonomy to develop their creativity. These needs can be fulfilled with regularly scheduled formal and informal communication. Good dissemination of information and distributed communication (each member with all of the others) must be ensured. This is in agreement with a German study (Frankenberger & Badke, 1998) that reports that 80% of a designer's time is composed of routine work that individuals perform independently, and 20% of conflict situations, which need to be solved, and decisions that have to be made. According to studies, designers solve 88% of all problems in co-operation with others (Frankenberger & Badke, 1998), by relying on the experience and knowledge of their co-workers and the synergy effect of the team.

Trust in a virtual team

Individual studies have confirmed that well managed preparation can accelerate the building of virtual teams and thus increase their effectiveness (Huang et al., 2003). During their life cycle, virtual teams pass through various phases, which need to be taken into account during team management. Members of each virtual team are initially strangers to each other, with a considerable degree of mistrust. Effective communication and functioning of the team as a whole begins only when trust develops between the members. Team management must always take into account the phase the team is undergoing at the time. Kasper (Kasper & Ashkanasy, 2001) builds trust in virtual teams on a common business understanding and business ethics. Common business understanding includes a correct understanding of the virtual team's goals, distribution of roles, clear definition of tasks, management, and a joint identity. This needs to be clear right from the start. A virtual organisation requires clearly set rules to enable trust to be built.

3.2 Decision-making in a distributed engineering change management teams

Decision-making is the bottleneck point during the ECM process. Work is more efficient if decisions are made by one person. However, it is difficult for one person to have all of the complex knowledge that is required for such decision-making. It is common practice for decisions to be adopted by a team, an EC committee. However, in this case the danger is that responsibility could be shifted from one person to another. A good process also contains clear delimitations of competencies concerning decision-making and interventions in the case of complications.

The leader of distributed ECM team needs to be additionally trained for work in a virtual team. To ensure engineering change execution, a constant overview over the current status and activities of the individuals is necessary. Appropriate division of work is essential - the interdependence of tasks serves as a source of creativity, but it also brings about greater problems in coordination. The change approval is the main mile stone in the EC process. Representatives from all phases of the product life cycle should be involved in the EC team. At approval process EC team members should have a chance to exchange their opinions. Videoconferencing has more channels of communication and therefore has advantages compared to approval by e-mail. A clear decision-making structure helps to speed up decision-making and EC process (Vilsmeier, 2005).

Distributed EC teams change their team members often. Special attention should be put to activities at initialisation of a new EC team. The goals should be set clearly, adequately trained individuals should be selected, and the necessary infrastructure for communication and work should be provided. For good co-operation, the team members should have complementary, and partially also the same, knowledge. Virtual development work requires careful planning and monitoring. The EC leader should know how work in the teams is going, and distribute information between team members about the project as a whole. Independence between teams makes work more productive, but cross-team communication offers new potential for creativity. Inter-team communication is therefore indispensable. For good functioning of the EC team, personal contacts between the members must be well developed and should provide mutual support. Technology will make work easier, but will not be crucial for the effectiveness of virtual teams (Lurey & Raisinghani, 2001). Another role of project leaders in virtual teams is to ensure building of the team, taking into account the cultural specificities of individual members (Kayworth, 2000). Complex tasks require very intense communication, which can be ensured only in a systematic way. Virtual teams are more effective when they deal with less demanding tasks (Leenders et al., 2003).

3.3 Organization

The organizational structure should support the EC and design processes. For more effective work, it is necessary to separate changes in already products undergoing manufacture from the projects intended for developing new products (Tavčar & Duhovnik, 1999). This division of work can ensure shorter response times. One should be aware that ECs are very unpredictable, which causes variable loads and long response times (Loch & Terwiesch, 1999). Additional research can be especially time consuming. One of the possible solutions in distributed teams is flexible working hours, which are adjusted to the amount of work. An additional useful measure may be for projects to share their employees (sharing resources). This would mainly involve specialists for individual areas, e.g. surface treatment, noise and vibration, especially in the case of technically demanding products. It is recommended that team members should be prepared in advance to tackle typical problems. For good use of the capacities, it is necessary to ensure a good overview over the occupancy and flexibility when work is assigned.

The analysis of changes requires an interdisciplinary approach and excellent communication between the participants. Close connections between the sell, R&D, service, purchase and production departments are very important in the decision-making process, especially when individual variants are discussed. The organizational structure should encourage good communication and quick inclusion of individuals when necessary. An EC passes through several team members and suppliers at various locations. An appropriate approach is usually to assign several persons responsible for implementation of each change; these persons monitor the change and initiate appropriate actions if the process is stalled anywhere. The response should be quick and reliable and capacities should be flexible.

The EC management starts at initiation of a new product development process. An early inclusion of strategic suppliers in the first phases of product development opens new technological possibilities and reduces product development time. If possible, the purchased components which will be used in the serial product as well, should be incorporated already in the prototype. Similarly, tools suppliers are included in the conceptual design phase and minor corrections of the product's shape often prevent unnecessary problems. Developmental teams must be provided with the best possible communications facilities. It is important to keep records on justifications for decisions, for example, and predetermined developmental phases. These records are indispensable in the EC process in the case EC is not executed by the same people as product development. Product development yields product data; these should be documented in an appropriate format and should enable controlled electronic access through all phases of the product life cycle. Figure 6 shows extended product structure with all the necessary documentation. PDM systems (Product Data Management) were developed to enable controlled access to technical documentation (3D models, drawings, documents).

3.4 Process definition

Quick and reliable implementation of ECs requires a detailed process definition, which should be well understood by all participants. The EC process has characteristic milestones, which are presented in figure 2, but the execution should be in line with the company's special features and goals. A common mistake in practice is to use the same process for small changes and for new products. This causes a great deal of waiting and long lead times during change implementation. A clear division of processes and people who are in

change of them has been proved to be successful. Workflow in an information system significantly contributes to tractability and transfer rates between individual workplaces. It should be taken into account that changes always involve a large degree of unpredictability. It also often turns out that additional research is necessary, as well as cooperation with external suppliers, customer approvals etc. An effective ECM system ensures reliable operation, especially in such exceptional cases.

Case study: Engineering change process in serial production

After completed product development, product data are determined in detail and can be changed only according to strictly defined procedures. There should be no hold-ups in the serial production process. Since the correlation between different fields is high, the production process must be carefully planned and the communication channels must be provided for. Product changes cause a chain of corrections and costs related to tool change, already purchased components, servicing etc. Communication via workflow increases productivity and reliability.

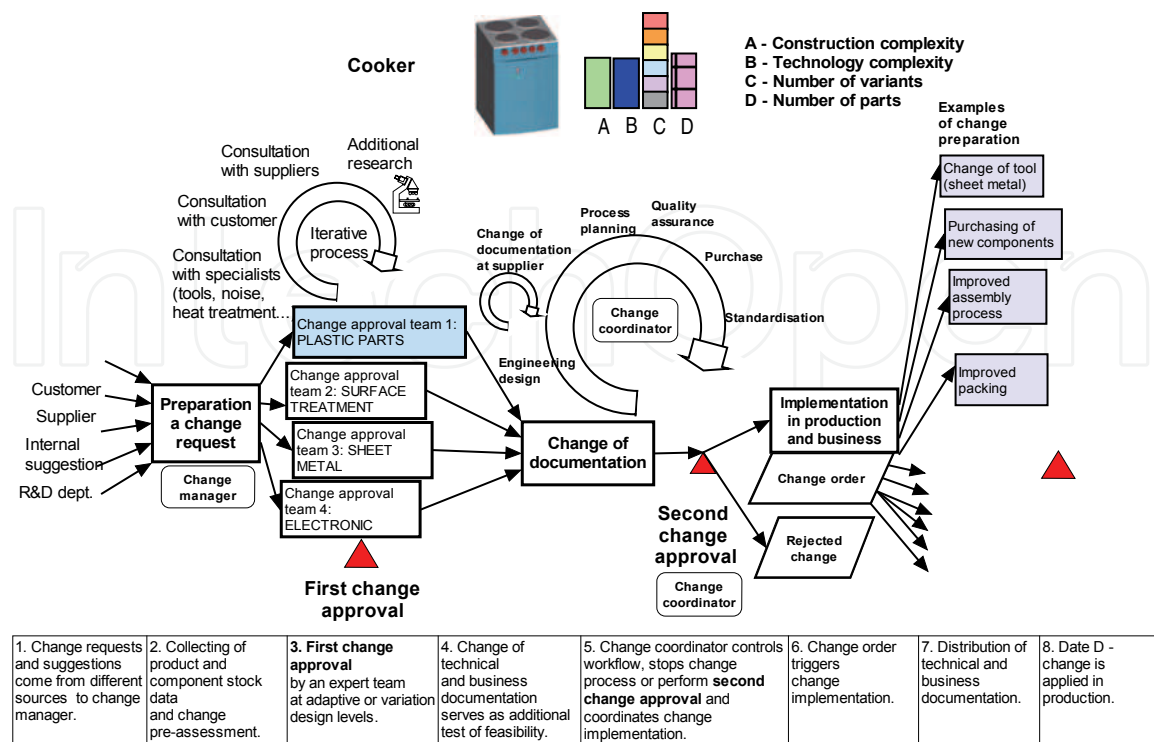


Figure 4. Engineering change process in the manufacture of household appliances

Serial production of household appliances is usually based on assembling of elements and modules produced by different suppliers. The quality and timing of delivery by several suppliers should be guaranteed. Umbrella companies should be in charge of marketing and development of end products. The product development time is reduced by the transfer of component development to strategic suppliers. The manufacture of household appliances is an example of distributed engineering change management.

In the case of less complex products, the commission for approval of changes can be always the same. In the manufacture of household appliances, however, the range becomes so huge that it is more sensible to form distributed groups for characteristic types of changes, e.g. sheet metal, plastics and surface treatment (figure 4). In this way the working process in smaller groups is more effective. Flexibility can be achieved in different ways: a group of selected specialists can be called according to the problem; virtual group is defined throughout the flexible workflow. The documentation about changes should be transparently accessible in the information system.

In the manufacture of household appliances, there are many design related changes (consumer needs). From the technical standpoint, it is more difficult to control a vast number of changes and the entire logistics than individual changes. A change of documentation simultaneously also constituted a feasibility study, in order to reduce the product development time. With PLM systems and program solutions, the two-phase approach became established: change review and approval in the first phase, and entry of the change in the documentation in the second. Based on the analysis of household appliance manufacturing, the following has been established: Approval regarding the feasibility of a change in a two-phase chain is not the best approach. The most effective way for making a definite decision on change approval is a creative dialogue between the team members. The dialogue can be conducted by means of a video conference (figure 4). Flexible workflow is vital for the process of modifying documentation.

- There is a high degree of unpredictability. Therefore, workflow must be flexible, so that the way can be defined simultaneously, according to the needs.
- An overview of each individual document's status should be provided in terms of its current location. Easy access and user-friendliness are important.

- A change should be implemented in a predefined sequence; however, those included in the process should be able to consult anybody, including external suppliers. In this way, a virtual group is formed and it can function effectively, as if it was located in the same place.

With the large number of variants and also of participants in the process, computer support becomes indispensable for communication. No individual alone can have a good overview of the numerous processes that take place simultaneously. The EC process must be determined with flexible workflow, so that each participant receives only those documents in which he or she needs to make changes. There should be also a user friendly link to related documents, for example product data of the assembly where the changed part is build in. The inclusion of external suppliers in the information system is especially important for good flow of information and effective decision-making, so that these can be independent of the location.

3.4 Information system

The information system constitutes the necessary infrastructure for effective ECM. Based on data from (Huang et al., 2003), (Huang et al., 2001), the analysis of changes in the information system appears to be more an exception than a rule. This is because during any EC, areas from sales and production to development are interwoven. An orderly information system should be upgraded so as to fulfil the specific requirements regarding adaptability of development and orderly production, and this is a very difficult task. The PLM system proved to be very suitable for this purpose, because in addition to change descriptions, all other documentation and product data is also available (figure 5). One must keep in mind that electronic communications have their limitations. This method of communicating is very convenient for informing the team members, but it cannot replace a creative dialogue within the team. Engineering Change approval require an intense communication via videoconferencing.

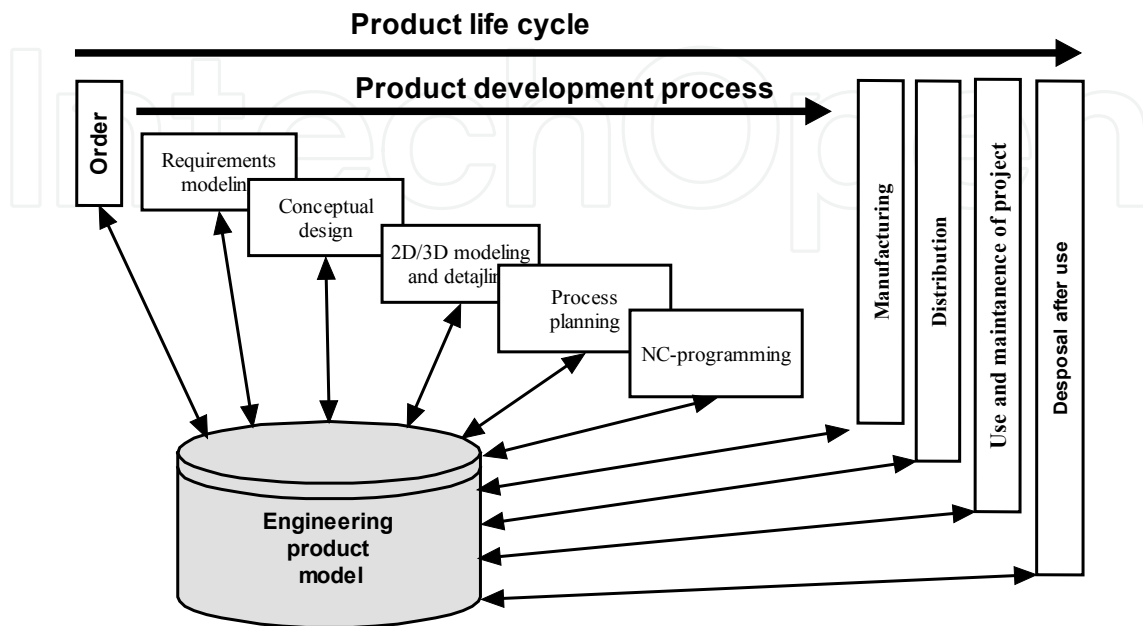


Figure 5. Ready access to product data and close connection to supply throughout the whole product life cycle is important for EC process (Grabowski, 1993)

Comparison and overlapping between PDM/PLM and ERP

A database about the building blocks and products with key information about the products is the main part of the ERP (Enterprise Resource Planning). Software usually allows standard monitoring of material management and production planning process. The use of PDM systems was initially limited to technical departments, support to storing and to accessing files, generated during computer aided design processes. The PDM system later became a tool for management of information on products throughout their lifecycle. PDM (Product Data Management) has been renamed into PLM (Product Lifecycle Management). The physical boundaries of an enterprise are not also a boundary to the information flows. The basic PDM systems user functions are: monitoring the design process and control of later changes, management of products structure, classification and project management.

The PDM and ERP systems are often overlapping (e.g. products structure) during the engineering change process. A good coordination between the two systems is a pre-requisite for a successful work. It is necessary to be able to take advantage of each of the systems and connect them into an effective system (Bartuli & Bourke, 1995).

The higher the integration the larger the volume of data transferred between the PDM and ERP systems, which cause overlapping to a certain degree. It is necessary to make a decision about the prevailing system and how is the master data transferred forward or linked between both systems.

Some ERP systems designers expanded the functionality of their systems also to the PDM sphere (example: SAP). It is necessary to check if the functionality is not limited because production systems are based on different principles.

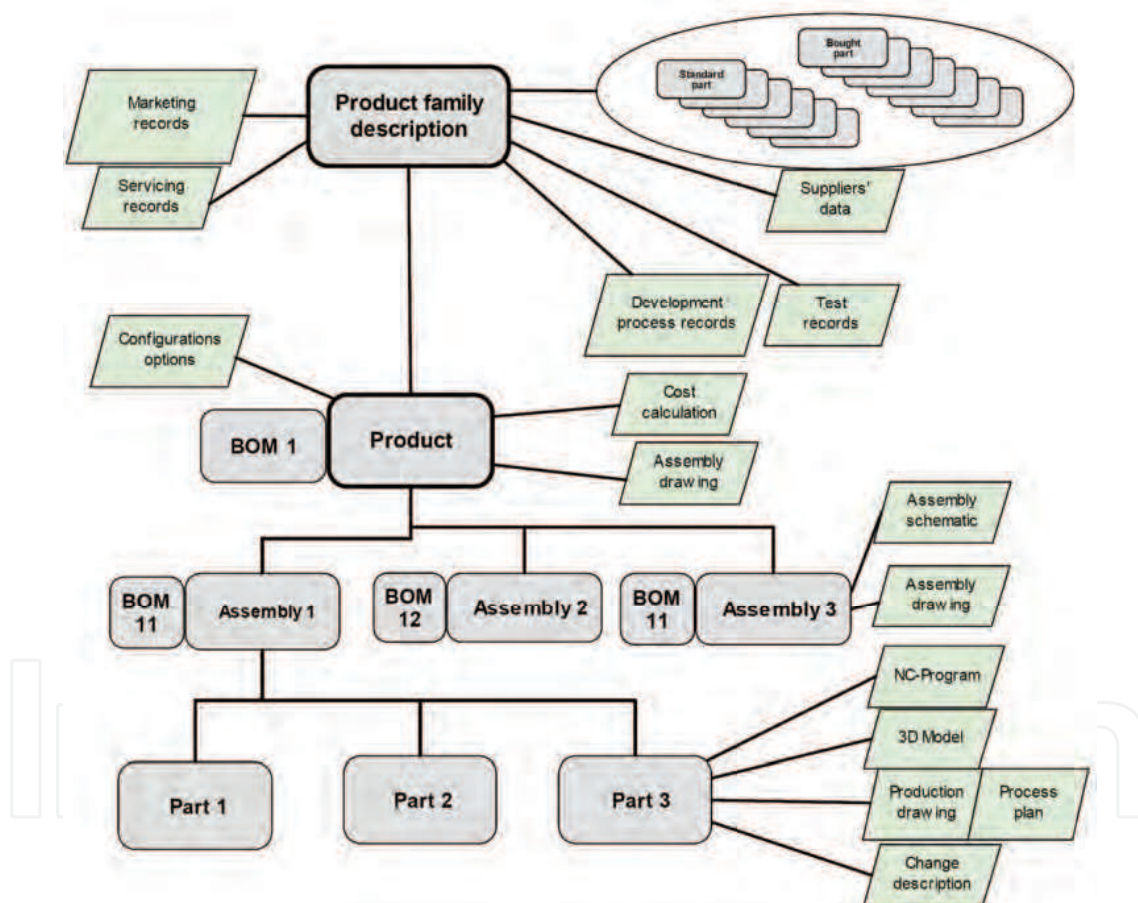


Figure 6. Expanded product structure.

Among the known cases it is not so much about the support during the development phase as it is about storing the results – the verified documentation and control of access for a wide range of users. For the purpose of changes management, a uniform information system is an advantage

Documents change in PDM/PLM system

PLM system is indispensable tool for documents change management. PLM system is with the access control and workflow useful first of all in distributed environment. Figure 7 shows an example of various document statuses of a design drawing from serial production. Access rights, for example, also vary based on the document's status. In the phase Under development, a design engineer can change a 3D model or drawing as much as he wants. Once the document is completed, a design engineer changes its status to Prototype. The document's owner can make changes only if he goes back to the Under development phase. Changes in the document status function as electronic signatures. Document status can be changed only by selected users: only standardiser can change the document status to Approval, and only head of the product development group to Issued. From this stage, the only possible status change is to Invalid or to new version (Revision). This approach ensures that all issued copies are stored. As soon as a document's status is changed to Issued, a TIFF drawing file format is created – this is intended only for viewing and printing. The history of document status changes is also recorded, i.e. their dates and names of the persons who made them. Originals are no longer stamped paper drawings, but PLM computer files with appropriate statuses.

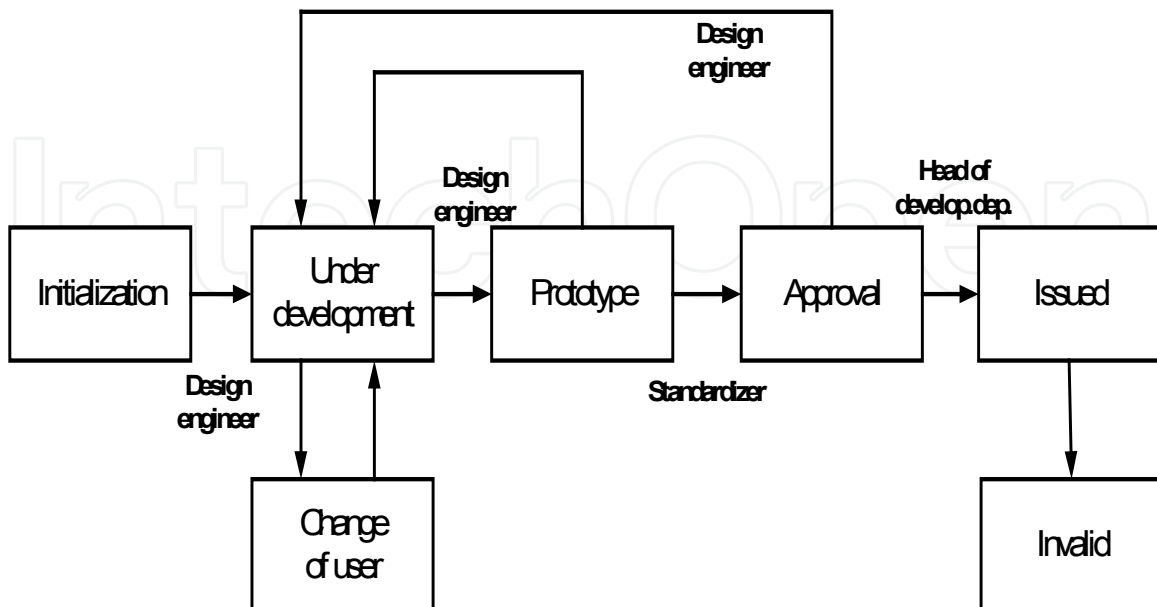


Figure 7. Document approval procedure (case from serial production)

The PLM system proved to be very suitable for this purpose, because in addition to the description of the changes, all other documentation is also available. One must keep in mind that electronic communications have their limitations. This method of communicating is very convenient for informing the team members, but it cannot replace a creative dialogue within the team.

Documentation on the entire product family and the planned variants are the results of product development. Extended product structure serves as the starting point for the preparation of variants. The process for the preparation of variants is considerably shorter, because data and knowledge used was accumulated already during product development. One must also make sure that new findings, e.g. from testing performed on the models, are also entered in the information system in a clear manner, so that data would be easily accessible later. The preparation of variants focuses on the production process, therefore communication between variant developers and other team members takes place mainly via data which is formally entered into the information system.

The PDM system allows movements along the structure and a direct access to a building block, its description and corresponding documents. The product's hierarchical structure is defined by assemblies' part lists. Individual components and assemblies should be marked or documented independently in order to be applicable for new products without any modifications. In the PDM systems with an object user interface, the related building blocks form a structure. A product's model is represented by a structure of building blocks and documents and a building block in a structure is like a card, accessible through descriptions with attributes.

Access to documents control

Technical information systems (PDM) enable several kinds of data handling via security mechanisms. Access rights to data are changing throughout the product's lifecycle. For example, the owner can freely modify his or her documents during the process of creation, however, any modifications of archive data require a special procedure. In the operational systems, there are basic levels of access to files, such as reading, writing, deleting, execution and visibility of files. They are usually different for the owner of a file, compared to other users. There are many more options in PDM/PLM systems. Rights are related to a specific phase in a document's or building block's lifecycle. Different

options allow a number of combinations and consequently different levels of protection. Some of them are presented below:

- **Promote** Shift forward in a product's or document's lifecycle. For example, once the documents have been checked, the head of design moves them from the Checking to Approved status.
- **Demote** Shifting by one or more phases backwards in a product's or document's lifecycle. For example, a designer spots an error in a drawing. In order to make the necessary corrections, it is necessary to go back to the phase In progress where he or she has the right to change the document.
- **Modify** The right to change meta data, i.e. building blocks' or documents' attributes.
- **Lock** A user exports a document to his or her local computer and has the right to lock the document in order to make sure that no-one replaces the file while the corrections are being made.
- **Check in** The right to replace a file in the PDM/PLM system.
- **Create** The right to create a new building block or document.
- **Change owner** A possibility to control the access is through the ownership of documents, which can change during the lifecycle.

Users are divided into groups by tasks, defined by the same priorities, which makes maintenance easier. The characteristic groups are as follows:

- designers
- technologist
- project managers
- PDM/PLM system administrator
- special roles, such as changes manager, responsible for classification
- other employees (manufacturing, purchase of goods, sales departments etc.)
- outside users, such as customers, suppliers

Access to data should be adapted to each user's role. Automated procedures of documents flow and their approval as well as procedures in case of a change can contribute significantly to time efficiency.

Improvements and other changes are always implemented during the regular production process. Therefore, implementation must be performed rapidly, in order to prevent delays. This is enabled primarily by a well informed chain of persons who implement changes in the company, from changes in documentation to those of production (orderly workflow). Access to documents which change with time must be provided in electronic form, along with a well structured system for revisions and distribution (a PLM function). Integration with the ERP system is indispensable (stocks need to be checked, new orders entered and the production plan must be harmonized with the new conditions).

Version control

Control of different documents versions during the engineering changes process requires a special attention. Once the product documentation has been approved, all subsequent changes in the archives are stored in the form of once valid and filed documents. When a change is introduced, a new document version, i.e. building block is released.

The user, responsible for changes, should create a new object engineering change, where a description and reasons for the change are given and a link to the corresponding building block is created (Figure 8). The change is activated only when it has been approved. In the next step, the object engineering change is linked to all documents that should be changed. Later, new versions of the building block and marked documents are created (Figure 8). When new versions are released it is possible to keep the old situation documented. New documents versions are set in the initial position. It enables the owners to make changes, however, the documents revision is required. Only when all the documents have been revised and approved it is possible to adopt the final engineering change.

PDM/PLM systems offer different possibilities regarding the visibility of building blocks and documents. It is possible to set them in such a way that only the last versions are visible. A clear access to old versions is possible via links between building blocks and documents.

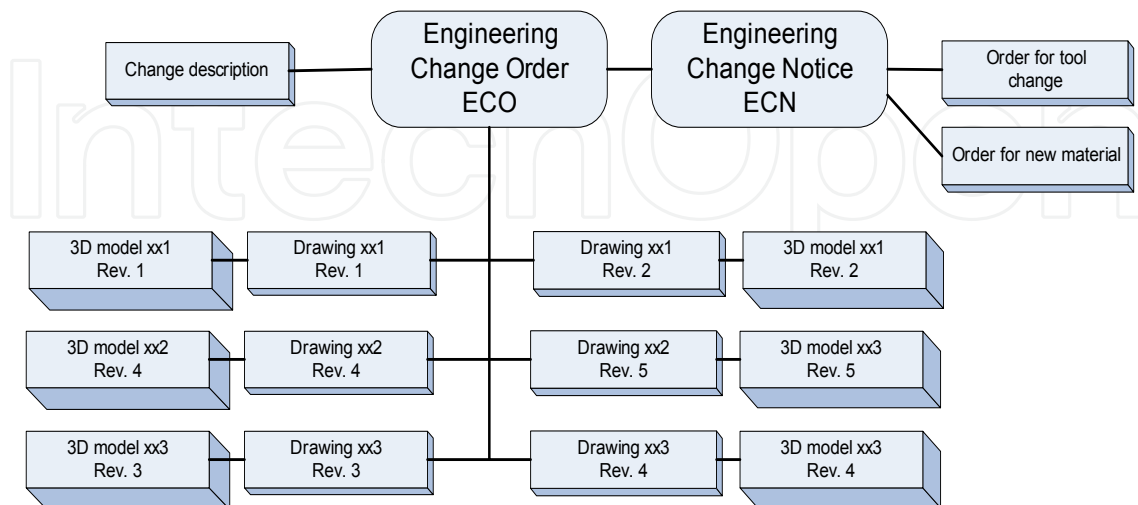


Figure 8. An engineering change object links the old and the new versions of building blocks and corresponding documents

Workflow Management

The role of the PLM system can be illustrated colourfully by comparing it to the conveyor belt in the production process. It is clear to everyone that a good transport between different machines significantly affects the productivity. In the same way, it is necessary to connect jobs within a team in order to introduce changes and provide them with the necessary information. Taking account of the fact that changes are often subject to iterative work – documents often circulate among designers, technologists and quality control – the role of support to documents transfer is even greater.

The PDM/PLM systems control the information flow among different workplaces according to a pre-determined sequence. The majority of routine activities have been automated. However, documents should be in the electronic form in order to allow their transfer within a computer network. The use of such systems makes sense, especially when it comes to absorbing the EC process, dominated by fragmented team work, be it from the location or time point of view. The electronic documents actually do not circulate (they always remain on the PDM/PLM system's WEB server). The announcements are transferred, the access privileges change and access by means of indicators is easier. Workflow management is also supported by office business systems.

Transition to electronic operations in a distributed environment requires the process re-engineering, which takes advantages of all possible technical solutions. Workflow can be divided into the following steps:

- ❑ Modelling the information flows (sequence of activities, volume of data, frequency of activities...).
- ❑ Setting the access rights for users and those in charge of approvals
- ❑ Prospective study of data transfer between documents and data bases, without having records in several places.
- ❑ Setting-up the necessary network connections and software in order to make the data flow work.

Case study: Workflow in Engineering change process

A proposal for a change can be made by a wide range of users (Figure 9). The proposer should describe the change, state the reasons and provide a rough assessment of costs for its introduction. If necessary, a drawing or any other documents should be attached to the proposal. Information, such as name, date and mark are taken from the system automatically. The proposer should submit the complete proposal for assessment.

Assessment of a proposal for a change

When a proposal comes to the inbox of the person in charge of changes he or she verifies if all the necessary information is there and if the change is sensible. If necessary, the changes should be discussed via a videoconference with the parties concerned. An administrator in charge of the change is appointed and those in charge of the execution are proposed. Once approved, the person in charge of changes replaces the proposal by an order and sends it to the administrator for further processing.

Preparing a change and changing the documentation

The persons in charge of changes are also e-mail recipients. The persons and corresponding workflow can be set simultaneously. Contact persons in the development, technology, control, purchase and standardisation departments are appointed. They divide the labour within the department according to the type of a change and available capacities. For typical changes, the administrator selects the relevant persons in charge of the execution, which accelerates the flow. The physical location of the participants is irrelevant, the only precondition is a high speed Internet connection and access to the PDM/PLM system.

In the PLM system, a proposal or an order for a change is presented as an icon, containing data attributes. The icon is the linking element and all documents,

related to the change, are attached to it. If necessary, drawings, building blocks and documents are added by users involved in the change. Documents can be changed only if they are related to the engineering change order (ECO). In this case, a new documents revision is created (Figure 8). Each change remains documented even after it had been introduced. Each document within the system is stored only once. Interrelations among documents provide for transparency and traceability.

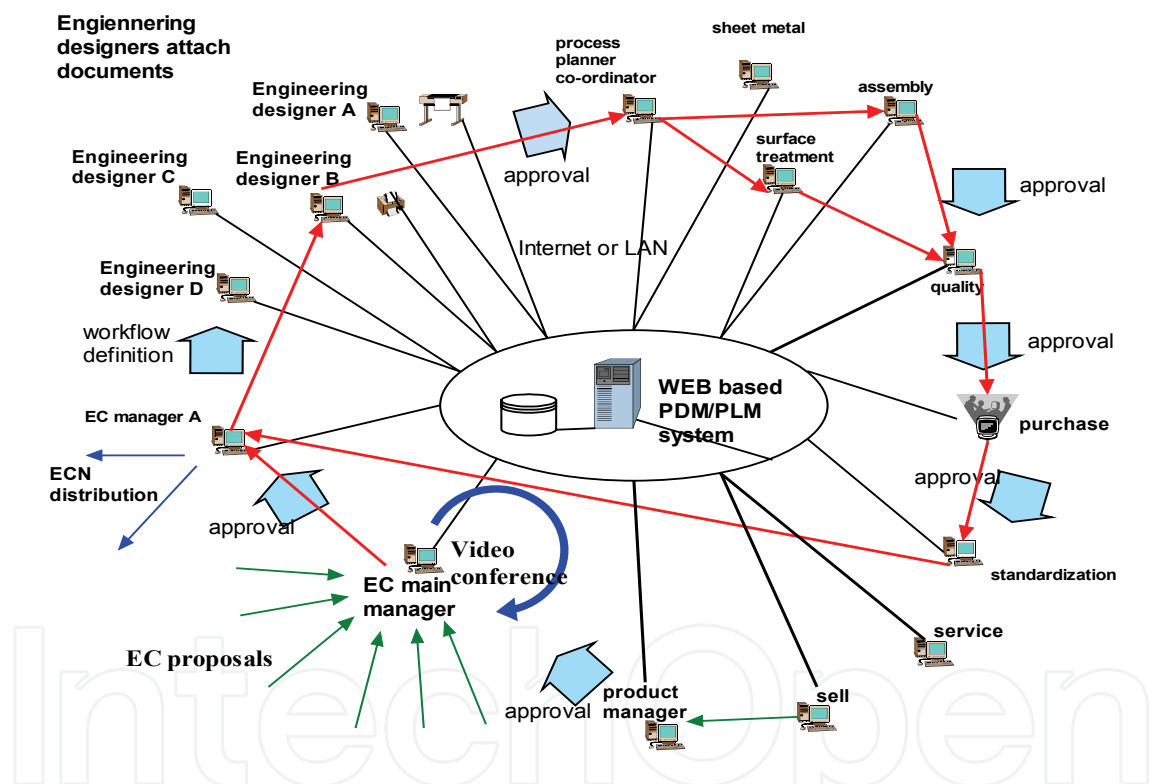


Figure 9. Introducing the changes; users, connected in a chain

Engineering Change Order (ECO) and users notification

When the appointed people have done their job – changes of technical documentation – the ECO with the attached documents comes to the administrator. He or she then makes a proposal for the Engineering Change Notice (ECN), checks the supplies and notifies the concerned. When the administrator takes care of the documents, necessary to introduce a change in the production process, he or she begins the distribution process. First, a list of the ECN recipients is prepared. The users confirm the receipt by the electronic signature.

Different documents, such as tools or manifold request, are attached to the ECN. Through the ECO connection, all modified drawings (Figure 8) are available. Only the ECN is distributed in the electronic form. Afterwards, the relevant document is only a few clicks away.

4. WEB based Information system

The recent advance in Web-based technologies has the potential to greatly enhance PDM's functionality and capability, and to overcome the obstacles that many traditional PDM systems are confronted. A multi-tiered (Figure 10), collaborative environment with advanced Web technologies is well suited for a PDM system to operate in (Xu & Liu 2003). Web based PDM system do not need any additional software installation at clients computer. Software updates need to be executed on servers only, it is indispensable advantage in big systems (Woerner, 2005).

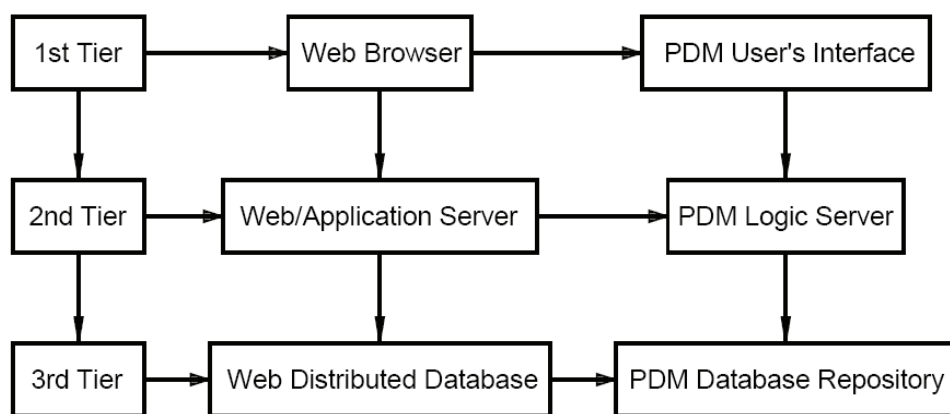


Figure 10. Three-tiered PDM and Web

Distributed engineering change management team consists of different specialists: design engineers, process planners, purchasing, sales, production personnel... Only some of them need to modify data and all team members need to access product data fast and in a user-friendly way. Viewers are a cheap workplace. For example, neither Pro/Engineer licence nor an expensive computer, enabling running the extensive software, is necessary in order to view a Pro/Engineer drawing. It is possible to add comments in the form of layers, without changing the original document. In the PDM systems, the comments

are stored in special files, linked to the corresponding documents. The most popular formats are well supported, which enables switching the layers and assemblies on and off. Integration between the PDM system and a viewer should enable reading and changing the attributes in the PDM system, movement of objects along the lifecycle and access to e-mail. During the process of changes management in the distributed environment, a clear access to all graphic information, related to the EC is of utmost importance. A fast access to a drawing or a 3D model enhances the understanding and clears up many misunderstandings.

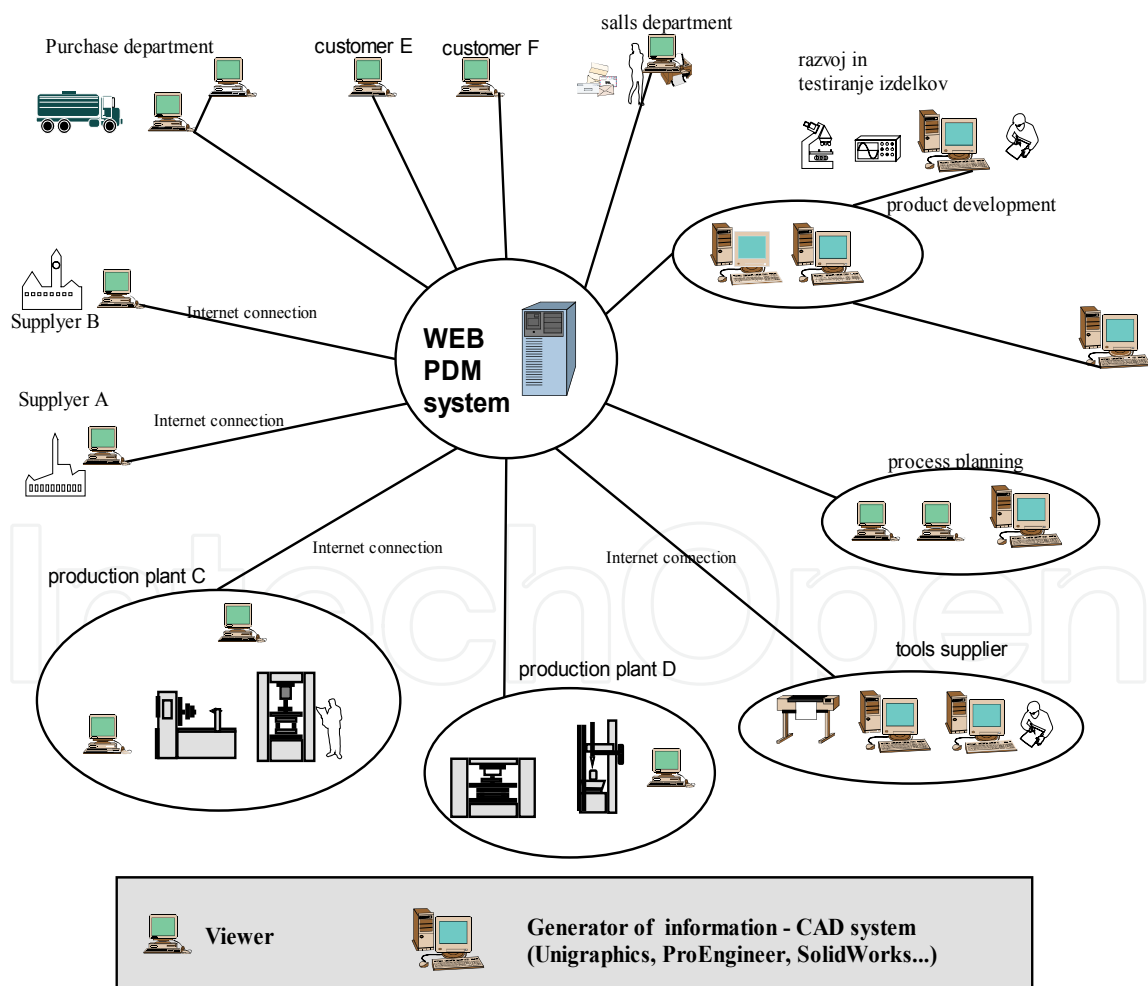


Figure 11. Generators and information users

4.1 Web and security

The added risk to the use of Web and Internet is that the information access is provided across a wide area, unprotected by the security firewalls. As more and more companies rely on the communication and data transmission through Internet, the potential risk of exposing the confidential information to outsiders increases (Leong, 2003). To address this problem, encryption / decryption is incorporated in the system for the user to encrypt a message before sending it out and others to decrypt it on receipt (Woerner, 2005). The encryption reduces the performance of transaction for about 50 %. Other possible solutions include the use of firewall and virtual private network (VPN). Effective application of network security technology in PDM environment can also help increase the confidence of Internet data transmission, and more importantly, the confidence of the PDM users.

Public Key Infrastructure (PKI) enables parties to an e-commerce transaction to identify one another by providing authentication with digital certificates, and allows reliable business communications by providing confidentiality through the use of encryption and authentication, data integrity, and a reasonable basis for nonrepudiation through the use of digital signatures (Carayannis, 2005). PKI uses public/private-key pairs. Public-key cryptography works in such a way that a message encrypted with the public key can be decrypted only with the private key, and, conversely, a message signed with a private key can only be verified with the public key.

Subject to some adjustments, devices that have been developed for the purpose of safe electronic banking can also be applied to the distributed PDM systems. Tools for a safe transfer of data via the Internet are available. First of all, each user should take care of data protection on his or her own computer.

5. Conclusions

Traditional engineering change process is based on teams that work together at the same location and on physical prototyping. Therefore, a move to a virtual environment is difficult. Communication technology is getting better, cheaper and more widely available. Effective work and communication in a virtual team require special skills (Tavčar et al., 2005). The best way to acquire such skills is via personal experience (Horvath et al., 2003). ECM processes require intense communication, which is possible via videoconferencing. New generations of developers need new features for successful work in global

teams. This process can be significantly accelerated by appropriate education, training and management. Independent individuals who know what they can expect from a global development team and are familiar with communication technologies will become involved in such teams with optimism, and full of trust. At the same time, they will be aware of what is necessary to maintain trust and work effectively: quick responses, good dissemination of information to all, and initiative.

A few special features were incorporated in the procedure for implementing engineering changes, and we would like to draw attention to them. The engineering change procedure is divided into two parts; in the first one, decisions are passed, and in the second emphasis is on rapid implementation. When assessments are made, a managed and intensive communication via electronic media is an indispensable part of the reliable and correct decision-making process. In addition to the technical aspects of prototype production, access to all data on the product, both technical and manufacturing data, is also important. The process of changes also includes component and tool suppliers, who can retrieve data directly from the central system. Engineering change is an iterative process at adaptive or variation design level (Duhovnik & Tavčar, 2002). It is important to recognize the design level of EC while it determines action plan and what support is needed for different phases of design process. Engineering change management is an integral part of each production process, but it is frequently paid insufficient attention. From the technical standpoint, changes here are smaller in extent, but due to the interweaving of various fields, they are that much more important. It was shown on several examples from practice that appropriate communication needs to be provided between all those who are involved in the process of change implementation. This is especially important in the decision-making phase. In order to shorten change implementation times, one can use reserves found in technical implementation, accessibility of information and workflow between the users. Special attention was put on PDM/PLM system support. Communication skills, decision making, organization, process definition and information system were recognized as key factors for efficient ECM in distributed environment.

6. References

Bartuli G., Bourke R., *The Best of Both Worlds, Planning for Effective Coexistence of Product Data Management and MRP II Systems*, APICS - The

- Performance Advantage, APICS, The Educational Society for Resource Management, USA, 1995, Feb., March
- Carayannis E. G. and Turner E., Innovation diffusion and technology acceptance: The case of PKI technology, *Technovation*, In Press, Corrected Proof, Available online 28 July 2005
- Duhovnik J., Tavčar J., Reengineering with rapid prototyping, *TMCE 2002 : proceedings of the fourth international symposium on tools and methods of competitive engineering*, april 22-26, 2002, Wuhan, P.R. China. Wuhan, China , 2002, Pages 117-130
- Duhovnik J., Tavčar J., Concurrent engineering in real and virtual tool production. *Concurr. eng. res. appl.*, 1999, vol. 7, no. 1, str. 67-79.
- Duhovnik J., Tavčar J., Koporec J., Project Management with Quality Assurance, *Computer Aided Design*, Butterworth Heinemann, Oxford, Vol. 25, Number 5, pp 311-320, 1993.
- Frankenberger E., Badke-Schaub P., Influences on Design Productivity - Empirical Investigations of Group Design Processes in Industry, *The Design Productivity Debate*, Springer-Verlag London, 1998.
- Grabowski H., Anderl R., Polly A. (1993), *Integriertes Produktmodell*, Beuth Verlag
- Hart R. K. and Mcleod P. L., Rethinking Team Building in Geographically Dispersed Teams: One Message at a Time, *Organizational Dynamics*, Volume 31, Issue 4, January 2003, Pages 352-361
- Harvey C. M., Koubek R. J., Toward a model of distributed engineering collaboration, *Computers & Industrial Engineering*, Volume 35, Issues 1-2, October 1998, Pages 173-176
- Horvath I., Duhovnik J., Xirouchakis P., Learning the methods and the skills of global product realization in an academic virtual enterprise. *Eur. j. eng. educ.*, 2003, vol. 28, No. 1, 83-102. <http://www.tandf.co.uk/journals>.
- Horvath I., Vergeest J. S. M., Engineering design research: anno 2000, *Proceeding of the International design conference - Design 2000*, Dubrovnik, Croatia, 2000.
- Huang G. Q., Yee W. Y. and Mak K. L., Current practice of engineering change management in Hong Kong manufacturing industries, *Journal of Materials Processing Technology*, Volume 139, Issues 1-3, 20 August 2003, Pages 481-487
- Huang G. Q., Yee W. Y. and Mak K. L., Development of a web-based system for engineering change management, *Robotics and Computer-Integrated Manufacturing*, Volume 17, Issue 3, June 2001, Pages 255-267

- Jarvenpaa S. L., Leidner D. E., Communication and Trust in Global Virtual Teams, JCMC
- Kasper-Fuehrer E. C. and Ashkanasy N. M., Communicating trustworthiness and building trust in interorganizational virtual organizations, *Journal of Management*, Volume 27, Issue 3, 6 May 2001, Pages 235-254
- Kayworth T. and Leidner D., The global virtual manager: a prescription for success, *European Management Journal*, Volume 18, Issue 2, April 2000, Pages 183-194
- Leenders R. Th. A. J., van Engelen J. M. L. and Kratzer Jan, Virtuality, communication, and new product team creativity: a social network perspective, *Journal of Engineering and Technology Management*, Volume 20, Issues 1-2, June 2003, Pages 69-92
- Leong K. K., Yu K. M. and Lee W. B., A security model for distributed product data management system, *Computers in Industry*, Volume 50, Issue 2, February 2003, Pages 179-193
- Loch C. H. and Terwiesch C., Accelerating the Process of Engineering Change Orders: Capacity and Congestion Effects, *Journal of Product Innovation Management*, Volume 16, Issue 2, March 1999, Pages 145-159
- Lurey J. S. and Raisinghani M. S., An empirical study of best practices in virtual teams, *Information & Management*, Volume 38, Issue 8, October 2001, Pages 523-544
- O'Marah K., Trends in New Product Development and Introduction Processes, AMR Reseach, 2004, Boston, USA
- Pirola-Merlo A., Härtel C., Mann L. and Hirst G., How leaders influence the impact of affective events on team climate and performance in R&D teams, *The Leadership Quarterly*, Volume 13, Issue 5, October 2002, Pages 561-581
- Rouibah K. and Caskey K. R., Change management in concurrent engineering from a parameter perspective, *Computers in Industry*, Volume 50, Issue 1, January 2003, Pages 15-34
- Prasad B., Concurrent Engineering Fundamentals, Vol. I Integrated product and process organization, Technomic, Lancaster, USA, 1996.
- Rude S., Wissenbasiertes Konstruieren, Shaker Verlag, Aachen, 1998
- Smith P. G. and Blanck E. L., From experience: leading dispersed teams, *Journal of Product Innovation Management*, Volume 19, Issue 4, July 2002, Pages 294-304

- Suh N. P., *The Principles of Design*, Oxford University Press, Inc., New York, 1990.
- Tavčar J., Duhovnik J., *Model of Communication in the Design Process*, International conference Design 2000, Dubrovnik, Croatia, 2000.
- Tavčar J., Žavbi R., Verlinden J., Duhovnik J., *Skills for effective communication and work in global product development teams. J. eng. des.*) [Print ed.], 2005, vol. 16, No. 6, 557-576. <http://www.tandf.co.uk/journals>.
- Tavčar J., Duhovnik J., *Engineering change management in individual and mass production. Robot. comput.-integr. manuf.* [Print ed.], 2005, letn. 21, št. 3, str. 205-215. <Http://www.sciencedirect.com/science/journal/07365845>.
- Terwiesch C. and Loch C. H., *Managing the process of engineering change orders: the case of the climate control system in automobile development*, *Journal of Product Innovation Management*, Volume 16, Issue 2, March 1999, Pages 160-172
- Tosse T., *Product Data Management as a Platform for Global Product Lifecycle Management*, *ProductData Journal, Cross-Comain Engineering*, Vol. 12, No. 2, 2005, ProSTEP iViP Association, Darmstadt
- Vilsmeier J., *Change and Configuration Management of Software and Hardware for the Eurofighter*, *ProductData Journal, Cross-Comain Engineering*, Vol. 12, No. 2, 2005, ProSTEP iViP Association, Darmstadt
- Xu X. W. and Liu T., *A web-enabled PDM system in a collaborative design environment*, *Robotics and Computer-Integrated Manufacturing*, Volume 19, Issue 4, August 2003, Pages 315-328
- Woerner J. and Woern H., *A security architecture integrated co-operative engineering platform for organised model exchange in a Digital Factory environment*, *Computers in Industry*, Volume 56, Issue 4, May 2005, Pages 347-360
- Wright C., *A review of research into engineering change management: implications for product design*, *Design Studies*, Volume 18, Issue 1, January 1997, Pages 33-42
- Žavbi R., Duhovnik J., *Model of conceptual design phase and its applications in the design of mechanical drive units. V: LEONDES, Cornelius T. (ur.). Computer-aided design, engineering, and manufacturing : systems techniques and applications. Vol. V, The design of manufacturing systems. Boca Raton [etc.]: CRC Press, cop. 2001, Pages 7/1-38.*



Manufacturing the Future

Edited by Vedran Kordic, Aleksandar Lazinica and Munir Merdan

ISBN 3-86611-198-3

Hard cover, 908 pages

Publisher Pro Literatur Verlag, Germany / ARS, Austria

Published online 01, July, 2006

Published in print edition July, 2006

The primary goal of this book is to cover the state-of-the-art development and future directions in modern manufacturing systems. This interdisciplinary and comprehensive volume, consisting of 30 chapters, covers a survey of trends in distributed manufacturing, modern manufacturing equipment, product design process, rapid prototyping, quality assurance, from technological and organisational point of view and aspects of supply chain management.

How to reference

In order to correctly reference this scholarly work, feel free to copy and paste the following:

Joze Tavcar and Joze Duhovnik (2006). Engineering Change Management in Distruted Environment with PDM/PLM Support, Manufacturing the Future, Vedran Kordic, Aleksandar Lazinica and Munir Merdan (Ed.), ISBN: 3-86611-198-3, InTech, Available from:

http://www.intechopen.com/books/manufacturing_the_future/engineering_change_management_in_distruted_environment_with_pdm_plm_support

INTECH
open science | open minds

InTech Europe

University Campus STeP Ri
Slavka Krautzeka 83/A
51000 Rijeka, Croatia
Phone: +385 (51) 770 447
Fax: +385 (51) 686 166
www.intechopen.com

InTech China

Unit 405, Office Block, Hotel Equatorial Shanghai
No.65, Yan An Road (West), Shanghai, 200040, China
中国上海市延安西路65号上海国际贵都大饭店办公楼405单元
Phone: +86-21-62489820
Fax: +86-21-62489821

© 2006 The Author(s). Licensee IntechOpen. This chapter is distributed under the terms of the [Creative Commons Attribution-NonCommercial-ShareAlike-3.0 License](https://creativecommons.org/licenses/by-nc-sa/3.0/), which permits use, distribution and reproduction for non-commercial purposes, provided the original is properly cited and derivative works building on this content are distributed under the same license.

IntechOpen

IntechOpen