

We are IntechOpen, the world's leading publisher of Open Access books Built by scientists, for scientists

4,800

Open access books available

122,000

International authors and editors

135M

Downloads

Our authors are among the

154

Countries delivered to

TOP 1%

most cited scientists

12.2%

Contributors from top 500 universities



WEB OF SCIENCE™

Selection of our books indexed in the Book Citation Index
in Web of Science™ Core Collection (BKCI)

Interested in publishing with us?
Contact book.department@intechopen.com

Numbers displayed above are based on latest data collected.

For more information visit www.intechopen.com



Recognition of Partially Occluded Elliptical Objects using Symmetry on Contour

June-Suh Cho¹

Joonsoo Choi²

¹*Hankuk University of Foreign Studies*

²*Kookmin University*

Republic of Korea

1. Introduction

There are many research efforts in object recognition. Most existing methods for object recognition are based on full objects. However, many images contain multiple objects with occluded shapes and regions. Due to the occlusion of objects, image retrieval can provide incomplete, uncertain, and inaccurate results. To resolve this problem, we propose a new method to reconstruct objects using symmetry properties since most objects in a given image database are represented by symmetrical figures.

Even though there have been several efforts in object recognition with occlusion, current methods have been highly sensitive to object pose, rotation, scaling, and visible portion of occluded objects. In addition, many appearance-based and model-based object recognition methods assumed that they have known occluded regions of objects or images through extensive training processes with statistical approach. However, our new approach is not limited to recognizing occluded objects by pose and scale changes, and does not need extensive training processes.

Unlike existing methods, the proposed method finds shapes and regions to reconstruct occluded shapes and regions within objects. We assume that we only consider the elliptical objects in recognition. The proposed approach can handle object rotation and scaling for dealing with occlusion, and does not require extensive training processes. The main advantage of our proposed approach is that it becomes simple to reconstruct objects from occlusions using symmetry. We present a robust method, which is based on the contours of objects, for recognizing partially occluded objects based on symmetry properties. The contour-based approach finds a symmetry axis using the maximum diameter from the occluded object.

In experiments, we demonstrate how a proposed method reconstructs and recognizes occluded shapes and regions using symmetry. Experiments use rotated and scaled objects for dealing with occlusion. We use mirror symmetry to find possible occluded regions in objects. Examples of partially occluded objects are shown in Figure 1.1.

We also evaluate the recognition rate of the reconstructed objects using symmetry and the visible portion of the occluded objects for recognition. The method produces average recognition rates for cups and plates above 88% with 30% occlusion. In this case, part of the

objects needs to be visible for correct recognition of all objects. Specifically, 67% should be visible for the contour-based approach. Experimental results show that the reconstructed objects are properly recognized by our method.



Fig. 1.1 Examples of Outlined Objects including the Occlusion. Objects include cups, bowls, and plates

2. Related Work

Current object recognition methods represent models either as a collection of geometric measurements or as a collection of images of an object. Some researchers proposed learning control strategies and methods of probabilistic models for object recognition based on local appearance.

There have been several research efforts in object recognition. (Krumm, 1997) proposed a new algorithm for detecting objects in images which uses models based on training images of the object, with each model representing one pose. (Williams, 1997) proposed a method for the reconstruction of solid-shape from image contour using the Huffman labeling scheme. Also, (Williams & Hanson, 1996) described a method for visual reconstruction of visible and occluded forward facing surfaces from image contour.

For object recognition, (Rajpal et al., 1999) introduced a method for partial object recognition using neural network based indexing. They used invariants of local contour segmentation for indexing. (Chang & Krumm, 1999) used the color cooccurrence histogram based on pairs of pixels. To recognize objects in images, they abstracted away unimportant details by using subtemplates, normalized correlations, and edge features. They also recognized occluded objects using probability approximation for parameters. (Schiele & Pentland, 1999) proposed a method to perform partial object recognition using statistical methods, which are based on multidimensional receptive field histograms.

A number of more recent works have used edges for object recognition. (Mikolajczyk et al., 2003) generalized Lowe's SIFT descriptors to edge images, where the position and orientation of edges are used to create local shape descriptors that are orientation and scale invariant (Lowe, 1999). (Carmichael & Hebert, 2004) proposed a method to use a cascade of classifiers of increasing aperture size, trained to recognize local edge configurations, to discriminate between object edges and clutter edges; this method, however, is not invariant to changes in image rotation or scale. (David & DeMenthon, 2005) proposed a method to use model and image line features to locate complex objects in high clutter environments.

In appearance-based object recognition, (Edwards & Murase, 1997) addressed the occlusion problem inherent in appearance-based methods using a mask to block out part of the basic eigenimages and the input image. (Leonardis & Bischof, 1996) handled occlusion, scaling, and translation by randomly selecting image points from the scene and their corresponding points in the basis eigenvectors. (Rao, 1997) applied the adaptive learning of eigenspace basis vectors in appearance-based methods. The dynamic appearance-based approach is used to predict spatial and temporal changes in the appearance of a sequence of images. (Ohba & Ikeuchi, 1997) were able to handle translation and occlusion of an object using eigenwindows. The eigenwindows encode information about an object's appearance for only a small section of its view.

In model-based object recognition, (Jones & Bhanu, 1999) described a model-based object recognition method using the combination of a SAR approach, model for azimuthal variance, articulation invariants, and the resolution of the sensor data. (Boshra & Bhanu, 2000) also described a model-based object recognition method using the probability of correct recognition.

Current methods for dealing with occlusion have been based on template matching, statistical approaches using localized invariants, and recognition of occluded regions based on local features. In addition, there are many efforts in ellipse construction and detection (Ho & Chan, 1995; Wu & Wang, 1993). In this paper, we propose unique methodologies in

object recognition for dealing with occlusion based on symmetry properties through the ellipse reconstruction.

Even though there have been several efforts in object recognition with occlusion, current methods have been highly sensitive to object pose and scaling. In addition, many appearance-based and model-based object recognition methods assumed that they have known occluded regions of objects or images through extensive training processes. However, our proposed method is not limited to recognizing occluded objects by pose and scale changes, and do not require extensive training processes.

3. The Proposed Method

We discuss the object reconstruction and the parameter estimation method to find the best matching class of input objects using the classification method. (Cho & Choi, 2004) extracted shape parameters from reconstructed objects using RLC lines, such as roundness, aspect ratio, form factor, surface regularity (Adam et al., 2000).

In the following section, we discuss an approach for partial object recognition, which is focused on the contour of objects. This approach tries to find occluded shapes within partially occluded objects. The basic assumption is that most objects are represented by symmetrical figures. When a symmetric object is partially occluded, the symmetry measure to evaluate the symmetric shape is used. After estimating the most similar parameters of occluded shape and region of objects, objects that have the estimated parameters of occluded objects are retrieved.

A basic idea of reconstruction and estimation of occluded objects is to use symmetry properties within objects and to use the contour of objects. Fortunately, most products in electronic catalogs have symmetry in their shapes and they are represented by symmetrical figures. Symmetrical descriptions of shape or detection of symmetrical features of objects can be useful for shape matching, model-based object matching, and object recognition (Bischof & Leondardis, 1998; Blum & Nagel, 1978).

In the given database, we have elliptical and roughly-rounded objects such as plates, cups, pans, and pots, depending on their poses and shapes. First, we consider elliptical objects in which the occlusion changes values of measurements and parameters related to diameters. We assume that we can get diameters from elliptical objects, which are partially occluded.

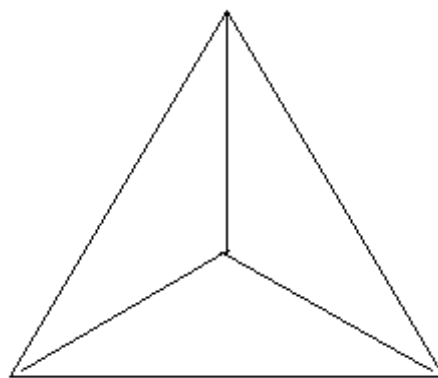


Fig. 3.1 Three-Spoke from the Triangle.

However, the elliptical objects are limited to the shape of objects. Therefore, it may not be applied to other types of shape such as irregular shapes. In this case, since we cannot easily detect the symmetry axes, we introduce the three-spoke type symmetry method as shown in Figure 3.1. We apply this approach to roughly-rounded objects such as cups.

For roughly-rounded objects, we use the three-spoke type method, which is derived from the triangle. The triangle is a basic model to represent figures such as circle, rectangle, and polygon. We use extended lines of the triangle to make axes as shown in Figure 3.1. The three-spoke type symmetry axes, which are equally assigned by 120 degrees, provide the possibility to detect proper symmetry axes on roughly-rounded objects. Therefore, this method can detect symmetry axes in roughly-rounded objects.

In order to perform the following procedures, we assume that objects are represented by symmetrical figures.

- We have an occluded elliptical object in Figure 3.2 and roughly-rounded object in Figure 3.6, we can get cutting points of the occlusion $(x, y)'$ and $(x, y)''$, that are given by overlapping or cutting.

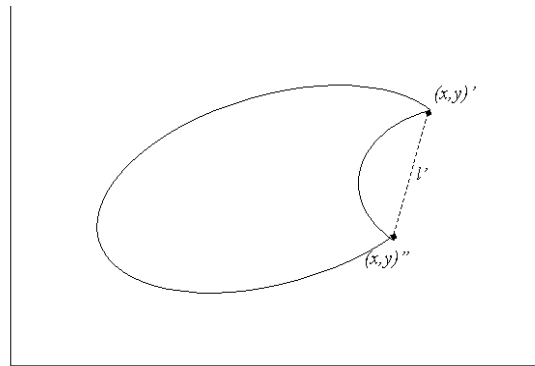


Fig. 3.2 The Occlusion Area Estimation using Symmetry: Get cutting points $(x, y)'$ and $(x, y)''$ and get a distance l' .

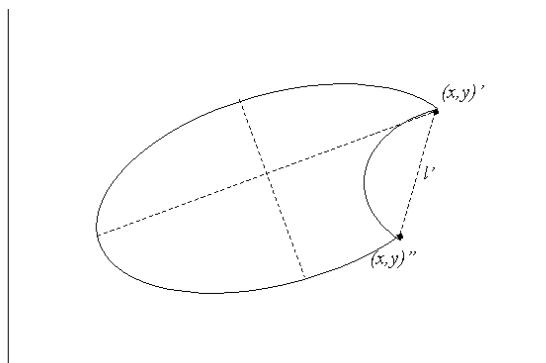


Fig. 3.3 The Occlusion Area Estimation using Symmetry: Get the maximum diameter and the symmetry axis.

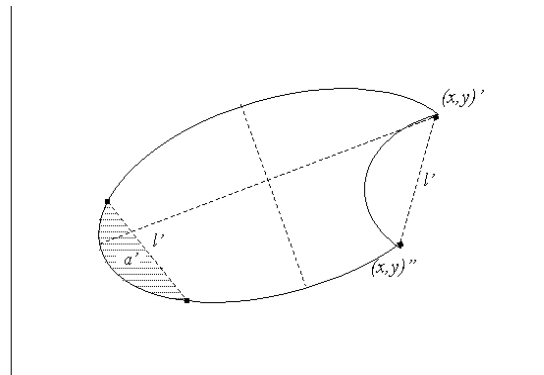


Fig. 3.4 The Occlusion Area Estimation using Symmetry: Get the estimated region a' using a line l' and the symmetry axis.

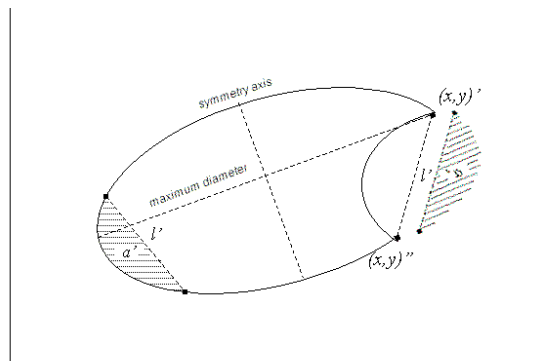


Fig. 3.5 The Occlusion Area Estimation using Symmetry: Add region a' to occluded shape and region and re-captured the estimated shape of an object.

- Compute a distance between two cutting points from $(x, y)'$ and $(x, y)''$, which is called a line l' as in Figure 3.2 and 3.6.
- Based on a line l' , make a connection between two points, fill the concave region and re-captured the shape. It is important to compute a centroid in an object.
- Get the maximum diameter from re-captured shape using extremal points as shown in Figure 3.4 and 3.7. Two extremal points (r, l) and $(r, l)'$ derives from re-captured shape as in Figure 3.7. The distance between two extreme boundary points is represented by the maximum diameter.
- In elliptical objects, one of the maximum and minimum diameters can be a symmetry axis. In roughly-rounded objects, we use the three-spoke type symmetry, one spoke can be a symmetry axis to find occluded region within an object.
- Centroid Detection: In case of elliptical objects, we find a centroid based on the maximum diameter and a line perpendicular to the maximum diameter, which is located in the center of the length of the maximum diameter. We select symmetry axes based on one of these lines as in Figure 3.3. In roughly-rounded objects, we get a centroid, based on whole region of an object. Equation 2 is adapted from (Russ, 1998). If

the centroid is calculated by equation 1 using the boundary pixels only, the results may not be correct. The calculated points will be biased toward whichever part of the boundary is most complex and contains the most pixels. The correct centroid location uses the pairs of coordinates x_i, y_i for each point in the shape boundary. The centroid of an irregular shape is calculated correctly using all of the pixels in an object.

$$C_x = \frac{\sum_{i=0}^k x_i}{Area}, C_y = \frac{\sum_{i=0}^k y_i}{Area} \tag{1}$$

$$C_x = \frac{\sum_{i=0}^k (x_i + x_{i-1})^2 (y_i - y_{i-1})^2}{Area}, C_y = \frac{\sum_{i=0}^k (y_i + y_{i-1})^2 (x_i - x_{i-1})^2}{Area} \tag{2}$$

- In roughly-rounded objects, a centroid is put at the same position at the center of the three-spoke type symmetry axes.




Fig. 3.6 The Occlusion of a Cup: Get a centroid after re-captured a shape.

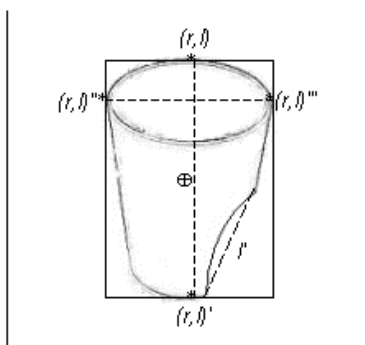


Fig. 3.7 Get extremal points $(r, l), (r, l)'$ and $(r, l)'', (r, l)'''$ and the maximum diameter of an object.

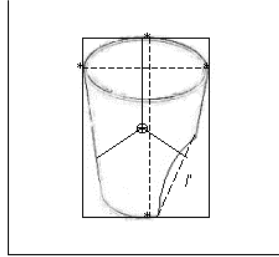


Fig. 3.8 Use the Three-Spoke Type Symmetry: Match a center of the spoke to a centroid and parallel one of axes to the maximum diameter

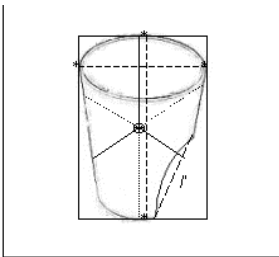


Fig. 3.9 Extend axes and make symmetry axes.

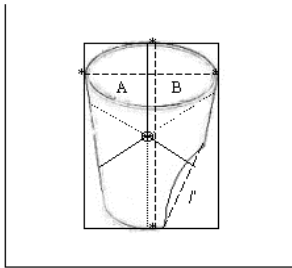


Fig. 3.10 Select a symmetry axis based on two regions, which are A and B.

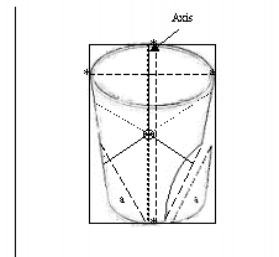


Fig. 3.11 Find a region a' of occluded shape using a symmetry axis and add to an occluded shape.

- **Axis Detection:** The midpoint of the major axis is called the center of the ellipse. The minor axis is the line segment perpendicular to the major axis which also goes through the center and touches the ellipse at two points. In elliptical objects, we detect a symmetry axis based on the maximum diameter or the minimum diameter. To find a symmetry axis in roughly-rounded objects, one of axes of the three-spoke type symmetry axes is in parallel with the maximum diameter of an object as shown in Figure 3.8.

Based on occluded shape and region, we select a symmetry axis to estimate this region within an object. Figures 3.9 and 3.10 show how to select a symmetry axis. When we select an axis in roughly-rounded objects, we consider conditions as follows:

- Select axes, which don't intersect the occluded region.
- Figures 3.9 and 3.10 show how to select a symmetry axis. Select axes, which have a region with the maximum diameter $\geq l'$.
- Area and perimeter are invariants as in equation 3, compare the proportion of region A and B.

$$\left(\frac{Perimeter}{Area}\right)^A \cong \left(\frac{Perimeter}{Area}\right)^B \quad (3)$$

- Using mirror symmetry, we can get points across an axis. We find points on the contour across an axis which have the same length l' and the same angle corresponding to the axis that is perpendicular to a symmetry axis, but the distance between axis and points may or may not be the same.
- Capture a region a' , move the captured region to the occluded shape using the mirror symmetry, and add to these regions as shown in Figure 3.4, 3.5, and 3.11.
- Re-compute shape measurements such as area, diameters, and perimeter using RLC lines from re-captured shape of an object. Then, re-compute shape parameters based on measurements.
- Apply to a classifier as proposed in (Cho & Choi, 2004).

From the above discussions, we described how to reconstruct and estimate the partially occluded shape and region of an object and how to find the best matching class of partially occluded objects after the estimation.

4. Experimental Results

In the sections, we evaluate and describe the results of partial object recognition by the proposed method. We have selected 190 partially occluded objects of images from electronic catalogs on the Internet as well as manipulated images. We assume that occluded objects have more than 50% visibility of objects, and images of catalogs contain partially occluded objects. The objects are categorized by semantic meanings such as cup and plate. In addition, a proposed approach and experiments are limited to cups and plates since we use roughly-rounded or elliptical objects. More precisely, the database contains 32 objects from different viewpoints and images of 97 objects comprising image plane rotations and scale changes.

In sample images, we have extracted image features of partially occluded objects such as shape and texture. We experimented with shape reconstruction based on the contour of

objects using symmetry properties. We assumed that inputs are not correctly classified and have occlusion.

We experimented with samples such as plates and cups to reconstruct the occluded shape of objects as shown in Figure 4.1 and 4.2. In Figure 4.2, it is correctly classified after the reconstruction with an occlusion about 30%. On the other hand, Figure 4.1 is not correctly classified after the reconstruction since the width of plate is too narrow. This experiment shows that our method heavily relies on shape of objects.




Fig. 4.1 Example of the occlusion with a plate.

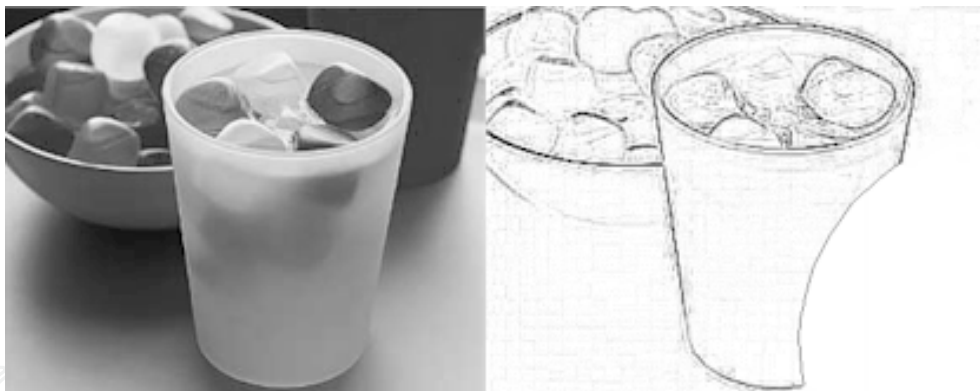


Fig. 4.2 Example of the manipulated occlusion with a Cup.

We performed an experiment for the relationships between visible portion of objects and recognition rates. In order to evaluate the visibility of objects, we used manipulated images of cups and plates. Figure 4.3 shows the pattern of object recognition in the presence of partial occlusion of objects and the results obtained by the symmetric recognition. A visible portion of approximately 67% is sufficient for the recognition of objects based on the contour.

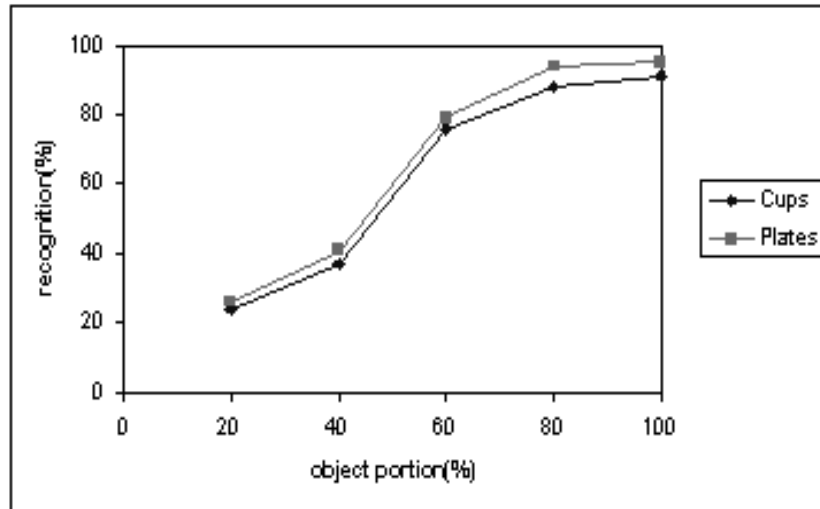


Fig. 4.3 Object recognition in the presence of the occlusion of objects based on the contour.

There are many efforts in object recognition for dealing with occlusion. The visible portion of objects required to recognize occluded objects are shown in Table 4.1. Table 4.1 shows a simple comparison between a proposed method and other existing methods. The probabilistic method based on local measurements requires small portions of objects to recognize the whole objects, but it required extensive training processes to recognize occluded objects. A proposed method show good visibility of partial object recognition and do not need extensive training processes.

| Methods | Visibility | Training processes |
|---|------------|--------------------|
| Appearance matching techniques using adaptive masks | 90% | not required |
| Probabilistic technique using Chi-square | 72% | required |
| Probabilistic technique using local measurements | 34% | required |
| Contour-based approach using symmetry | 67% | not required |

Table 4.1 The visibility of object recognition in the presence of partial occlusion.

In order to measure the influence of occlusion and compare its impact on the recognition performance of the different methods, we performed an experiment as follows. Figure 4.4 summarizes the recognition results for different visible object portions. For each test object,

we varied the visible object portion from 20% to 100% and recorded the recognition results using Chi-square divergence and a proposed method.

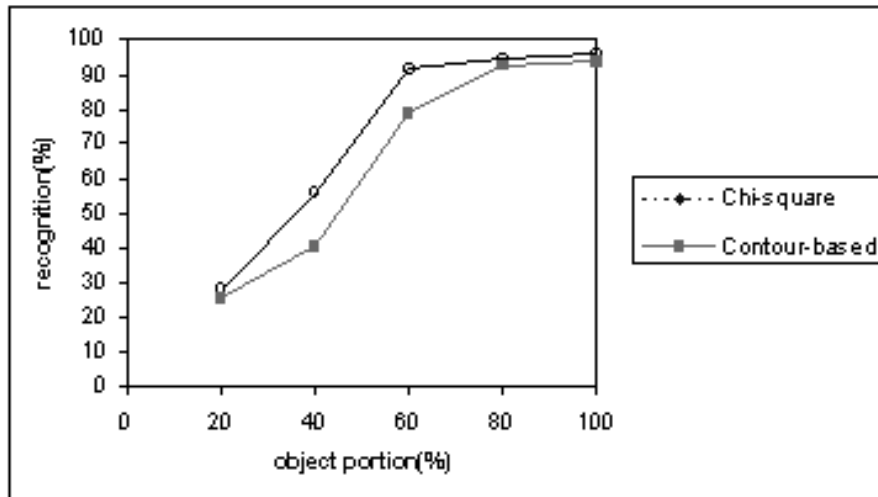


Fig. 4.4 Experimental results with occlusion.

The results show that a proposed method clearly obtains better results than Chi-square divergence. Using only 60% of the object area, almost 80% of the objects are still recognized. This confirms that a proposed method is capable of reliable recognition in the presence of occlusion.

| Methods | Occlusion | Scale changes | Object Pose | Rotation |
|-----------------------------|-----------|---------------|--------------|--------------|
| (Bischof & Leonardis, 1998) | Yes | Yes | No | No |
| (Edwards & Murase, 1997) | Yes | Yes | No | Yes(limited) |
| (Ohba & Ikeuchi,1997) | Yes | No | Yes | No |
| (Rao, 1997) | Yes | No | Yes | No |
| (Jacobs & Basri, 1997) | Yes | No | Yes | No |
| (Krumm, 1997) | Yes | No | No | No |
| Contour-based Method | Yes | Yes | Yes(limited) | Yes |

Table 4.2 Summary of Object Recognition Methods for dealing with Occlusion.

Table 4.2 summarizes the various object recognition methods. The table indicates whether the methods can handle occlusion, rotation, pose, and changes in the size of objects in the database. Unlike the other methods, a proposed method can handle scale change, object pose, and rotated objects with occlusion, even though a proposed method has minor limitations of object poses.

5. Conclusion

In this paper, we have discussed how to estimate parameters and to reconstruct the occluded shape of partial elliptical objects in image databases. In order to reconstruct occluded shapes, we used mirror symmetry, which provides powerful method for the partial object recognition. Unlike the existing methods, a proposed method tried to reconstruct occluded shapes and regions within objects, since most objects in a domain have symmetrical figures. However, we have limitations in the shape of objects and the occluded region of objects. For example, if a pan has an occlusion in handle, it cannot correctly reconstruct and be recognized.

Another minor limitation of a proposed method is that it is sensitive to the pose of an object. For example, if we cannot see an ellipse due to the object's pose, we cannot recognize the object. After estimation, we have applied inputs, which include estimated parameters, to the existing classification trees, to get to the best matching class.

All experiments are performed based on the classifier in earlier work. In experiments, the results show that the recognition of the occluded object is properly reconstructed, estimated, and classified, even though we have limited to the size of samples. In addition, we have experienced the power of the symmetry through experiments.

6. References

- Adam, N.; Cho, J. & Gangopadhyay, A. (2000). Feature Extraction for Content-based Image search in Electronic Commerce. *Proceedings of the MIS/OA International Conference*, pp. 513-517, June 2000.
- Bischof, H. & Leonardis, A. (1998). Robust Recognition of Scaled Eigenimages through a Hierarchical Approach. *Proceedings of the IEEE Conference on Computer Vision and Pattern Recognition*, pp. 664-670, June 1998.
- Blum, H. & Nagel, R. N. (1978). Shape Description using Weighted Symmetric Axis Features. *Pattern Recognition*, Vol. 10, No. 3, (May 1978) 167-180, ISSN:0031-3203.
- Boshra, M. & Bhanu, B. (2000). Predicting Performance of Object Recognition. *IEEE Transaction on Pattern Analysis and Machine Intelligence*, Vol. 22, No. 9, (September 2000) 956-969, ISSN:0162-8828.
- Carmichael, O. & Hebert, M. (2004). Shape-Based Recognition of Wiry Objects, *IEEE Transactions on Pattern Analysis and Machine Intelligence*, Vol. 26, No. 12, (December 2004) 1537-1552, ISSN:0162-8828.
- Chang, P. & Krumm, J. (1999). Object Recognition with Color Cooccurrence Histograms. *Proceedings of the IEEE Conference on Computer Vision and Pattern Recognition*, pp. 504-510, June 1999.
- Cho, J.; Kim, H. & Choi, J. (2004). Object Classification based on the Probabilities of Pre-Assigned Intervals. *Proceedings of the Conference on Information and Knowledge Engineering*, pp. 49-55, June 2004.

- David, P. & DeMenthon, D. (2005). Object Recognition in High Clutter Images Using Line Features. *Proceedings of the IEEE International Conference of Computer Vision*, pp. 1581- 1588, October 2005.
- Edwards, J. & Murase, H. (1997). Appearance Matching of Occluded Objects using Coarse-to-fine Adaptive Masks. *Proceedings of the IEEE Conference on Computer Vision and Pattern Recognition*, pp. 533-539, June 1997.
- Ho, C. & Chan, L. (1995). A Fast Ellipse/Circle Detector using Geometric Symmetry. *Pattern Recognition*, Vol. 28, No. 1, (January 1995) 117-124, ISSN:0031-3203.
- Jacobs, D. W. & Basri, R. (1997). 3D to 2D Recognition with Regions. *Proceedings of the IEEE Conference on Computer Vision and Pattern Recognition*, pp. 547-553, June 1997.
- Jones, G. & Bhanu, B. (1999). Recognition of Articulated and Occluded Objects. *IEEE Transaction on Pattern Analysis and Machine Intelligence*, Vol. 21, No. 7, (July 1999) 603-613, ISSN:0162-8828.
- Krumm, J. (1997). Object Detection with Vector Quantized Binary Features. *Proceedings of the IEEE Conference on Computer Vision and Pattern Recognition*, pp. 179-185, June 1997.
- Leonardis, A. & Bishof, H. (1996). Dealing with Occlusions in the Eigenspace Approach. *Proceedings of the IEEE Conference on Computer Vision and Pattern Recognition*, pp. 453-458, June 1996.
- Lowe, D. G. (1999). Object Recognition from Local Scale-Invariant Features. *Proceedings of the International Conference on Computer Vision*, pp. 1150-1157, September 1999.
- Mikolajczyk, K.; Zisserman, A. & Schmid, C. (2003). Shape Recognition with Edge-Based Features. *Proceedings of the British Machine Vision Conference*, 2, pp. 779-788, September 2003.
- Ohba, K. & Ikeuchi, K. (1997). Detectability, Uniqueness, and Reliability of Eigen Windows for Stable Verification of Partially Occluded Objects. *IEEE Transaction of Pattern Analysis and Machine Intelligence*, Vol. 19, No. 9, (September 1997) 1043-1048, ISBN:0162-8828.
- Rajpal, N.; Chaudhury, S. & Banerjee, S. (1999). Recognition of Partially Occluded Objects using Neural Network based Indexing. *Pattern Recognition*, Vol. 32, No. 10, (October 1999) 1737-1749, ISSN:0031-3203.
- Rao, R. (1997). Dynamic Appearance-based Recognition. *Proceedings of the IEEE Conference on Computer Vision and Pattern Recognition*, pp. 540-546, June 1997.
- Russ, J. C. (1998). *The Image Processing Handbook*, 3rd, CRC Press, Inc., Boca Raton, FL.
- Schiele, B. & Pentland, A. (1999). Probabilistic Object Recognition and Localization. *Proceedings of the the International Conference on Computer Vision*, pp. 177-182, September 1999.
- Wu, W. & Wang, M. J. (1993). Elliptical Object Detection by using its Geometrical Properties. *Pattern Recognition*, Vol. 26, No. 10, (October 1993) 1499-1509, ISSN:0031-3203.
- Williams, L. R. (1997). Topological Reconstruction of a Smooth Manifold-Solid from its Occluding Contour. *International Journal of Computer Vision*, Vol. 23, No. 1, (May 1997) 93-108, ISSN:0920-5691.
- Williams, L. & Hanson, A. (1996). Perceptual Completion of Occluded Surfaces. *Computer Vision and Image Understanding*, Vol. 64, No. 1, (July 1996) 1-20, ISSN: 1077-3142.



Vision Systems: Segmentation and Pattern Recognition

Edited by Goro Obinata and Ashish Dutta

ISBN 978-3-902613-05-9

Hard cover, 536 pages

Publisher I-Tech Education and Publishing

Published online 01, June, 2007

Published in print edition June, 2007

Research in computer vision has exponentially increased in the last two decades due to the availability of cheap cameras and fast processors. This increase has also been accompanied by a blurring of the boundaries between the different applications of vision, making it truly interdisciplinary. In this book we have attempted to put together state-of-the-art research and developments in segmentation and pattern recognition. The first nine chapters on segmentation deal with advanced algorithms and models, and various applications of segmentation in robot path planning, human face tracking, etc. The later chapters are devoted to pattern recognition and covers diverse topics ranging from biological image analysis, remote sensing, text recognition, advanced filter design for data analysis, etc.

How to reference

In order to correctly reference this scholarly work, feel free to copy and paste the following:

June-Suh Cho and Joonsoo Choi (2007). Recognition of Partially Occluded Elliptical Objects using Symmetry on Contour, Vision Systems: Segmentation and Pattern Recognition, Goro Obinata and Ashish Dutta (Ed.), ISBN: 978-3-902613-05-9, InTech, Available from:

http://www.intechopen.com/books/vision_systems_segmentation_and_pattern_recognition/recognition_of_partially_occluded_elliptical_objects_using_symmetry_on_contour

INTECH
open science | open minds

InTech Europe

University Campus STeP Ri
Slavka Krautzeka 83/A
51000 Rijeka, Croatia
Phone: +385 (51) 770 447
Fax: +385 (51) 686 166
www.intechopen.com

InTech China

Unit 405, Office Block, Hotel Equatorial Shanghai
No.65, Yan An Road (West), Shanghai, 200040, China
中国上海市延安西路65号上海国际贵都大饭店办公楼405单元
Phone: +86-21-62489820
Fax: +86-21-62489821

© 2007 The Author(s). Licensee IntechOpen. This chapter is distributed under the terms of the [Creative Commons Attribution-NonCommercial-ShareAlike-3.0 License](https://creativecommons.org/licenses/by-nc-sa/3.0/), which permits use, distribution and reproduction for non-commercial purposes, provided the original is properly cited and derivative works building on this content are distributed under the same license.

IntechOpen

IntechOpen