

IL NUOVO CIMENTO
DOI 10.1393/ncc/i2011-11048-y

VOL. 34 C, N. 6

Novembre-Dicembre 2011

COLLOQUIA: IFAE 2011

A new strategy to discover heavy colored vectors at the early LHC

N. VIGNAROLI

*Dipartimento di Fisica, Università di Roma “La Sapienza” and INFN, Sezione di Roma I
P.le A. Moro 2, I-00185 Rome, Italy*

(ricevuto il 29 Luglio 2011; pubblicato online il 29 Novembre 2011)

Summary. — We perform a study of the LHC discovery reach on a heavy gluon (G^*) and heavy fermions (top and bottom excitations), coming from a new composite sector. We find that heavy fermion resonances have a great impact on the composite gluon phenomenology. If the composite gluon is heavier than composite fermions, as flavor observables seem to suggest, the search in the channel where G^* decays into a heavy fermion plus its Standard Model partner is very promising, with the possibility for both the G^* and heavy fermions to be discovered at the early stage of the LHC. The channel offers also the possibility to extract important information on model parameters, such as the top degree of compositeness.

PACS 12.60.Rc – Composite models.

This analysis has been performed taking into account composite Higgs Models in a “two-site” (TS) description [1]. The heavy partner of the gluon has a large degree of compositeness and, as a consequence, it has larger couplings to the heavier particles (which are also those with larger degrees of compositeness). In the scenario where the G^* is below the threshold for the production of a heavy fermion, G^* decays almost completely to top pairs. Until now, this first scenario is the only one considered for the G^* search at the LHC [2], but it seems to be not the preferred one by the data, that give generally stronger constraints on the G^* mass than on the heavy fermion masses. If G^* is heavier than fermionic resonances, the Branching Ratios (BR) for the G^* decays into a heavy fermion (χ) plus its Standard Model partner (ψ) become important, as fig. 1 shows, and they also increase in the case of a not fully composite right-handed top. The analysis we will perform considering these decay channels is very promising because the presence of heavy fermion resonances in the signal allows for a clean distinction from the background. We point out that there is also a pessimistic scenario, corresponding to the case of a very heavy G^* , with a mass greater than heavy fermion pairs. In this case the G^* total decay width becomes too large ($O(\text{TeV})$) to distinguish its resonance from the background (fig. 1).

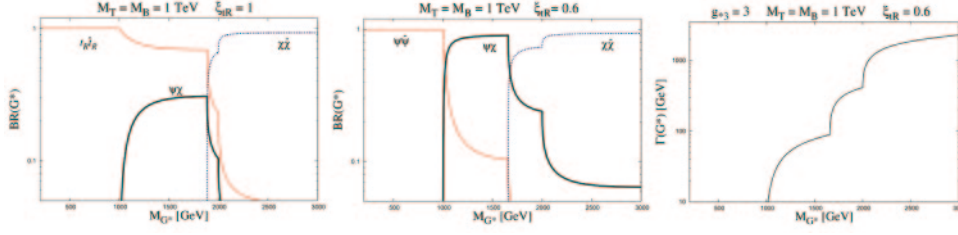


Fig. 1. – (Color online) G^* decay BR for a fully composite top right, $\xi_{tR} = 1$, and for an intermediate top degree of compositeness, $\xi_{tR} = 0.6$, and G^* total decay width (for $\xi_{tR} = 0.6$), as functions of the G^* mass. The (T, B) heavy fermions (partners of $q_L \equiv (t_L, b_L)$) mass has been set to $M_T = M_B = 1$ TeV. $\psi\bar{\psi}$ denotes the BR for the G^* decays into SM fermion pairs (red curve), $\psi\chi$ those for the G^* decays into one heavy (χ) plus one SM (ψ) fermion (thick curve) and $\chi\bar{\chi}$ those for the G^* decays into a pair of heavy fermions (dotted curve).

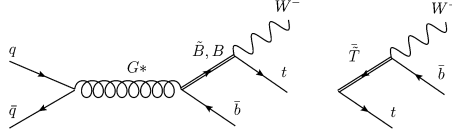


Fig. 2. – $G^* \rightarrow \psi\chi$ signal.

We analyze the $G^* \rightarrow \psi\chi$ decay channels. Heavy fermions decay into longitudinally polarized bosons (or into the Higgs) and we can identify three interesting search channels with the following final states: $Z(/h)t\bar{t}$, $Z(/h)b\bar{b}$ and Wtb . We will focus on the last (see fig. 2), that has a component from the G^* decays into a bottom plus its excited states (B, \tilde{B}), from the top (right-handed) and its heavy partner (\tilde{T}) and also from the “ordinary” $G^* \rightarrow t\bar{t}$ decay. We fix the ratio between the G^* and the heavy fermions mass, $\frac{M_{G^*}}{m_*} = 1.5$, and we look for a G^* (and heavy fermions) signal in the semileptonic channel, $W(\rightarrow l\nu)W(\rightarrow jj)b\bar{b}$ ($l \equiv e/\mu$). The background to our signal comes mostly from $WWb\bar{b}$, other relevant backgrounds are $W(\rightarrow l\nu)b\bar{b} + Jets$ and $W(\rightarrow l\nu) + Jets$. We simulate events considering both $\sqrt{s} = 14$ TeV and $\sqrt{s} = 7$ TeV at the LHC. After applying acceptance cuts⁽¹⁾, we reconstruct the neutrino⁽²⁾, the W s and the one top⁽³⁾. This allows us to calculate, besides the total invariant mass distribution, M_{all} , peaked, for the signal, around the G^* mass, the invariant mass distributions, M_{Wb} and M_{Wt} (where the W and the b are not part of the reconstructed top), which are peaked, for the signal, around the mass of the heavy fermions \tilde{T} and B/\tilde{B} , respectively. We find particularly

⁽¹⁾ At least 3 Jets (2 b-Jet) and 1 lepton obeying $\Delta R_{jj} > 0.4$, $\Delta R_{lj} > 0.4$, $|\eta_j| < 5$ ($|\eta_b| < 2.5$ for the $b - TAG$), $p_{Tj} > 30$ GeV, $|\eta_l| < 2.5$, $p_{Tl} > 20$ GeV.

⁽²⁾ We obtain the neutrino p_T from the missing transverse momentum and we require that the lepton and neutrino reconstruct an on-mass-shell W , $M_{l\nu} = 80.4$ GeV. This procedure gives us two values for the neutrino p_z ; in the cases where neutrino comes from the decay of a top, we select the solution that gives the $M_{l\nu b}$ value closest to 174 GeV.

⁽³⁾ We reconstruct the leptonically and hadronically decayed W s and, by finding the Wb pair with the invariant mass closest to the top mass, the top.

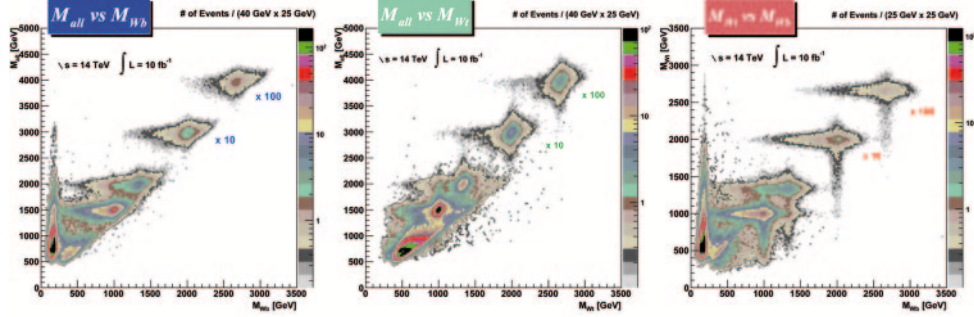


Fig. 3. – Scatter plots of invariant mass distributions, M_{all} vs. M_{Wb} , M_{all} vs. M_{Wt} and M_{Wt} vs. M_{Wb} , for the background and the signal with $M_{G^*} = 1.5, 2, 3, 4$ TeV (and for $\xi_{tR} = 0.6$ and a reference value of the composite strong coupling, $g_{*3} = 3$).

TABLE I. – *Final Results.* $\mathcal{L}_{5\sigma}$ denotes the integrated luminosity needed for a 5σ discovery at the LHC, S/B the Signal/Background ratio.

	$\sqrt{s} = 14$ TeV		$\sqrt{s} = 7$ TeV	
	$\mathcal{L}_{5\sigma}$	S/B	$\mathcal{L}_{5\sigma}$	S/B
$M_{G^*} = 1.5$ TeV	38 pb^{-1}	8.0	0.30 fb^{-1}	9.6
$M_{G^*} = 2$ TeV	188 pb^{-1}	12	2.7 fb^{-1}	8.6
$M_{G^*} = 3$ TeV	2.7 fb^{-1}	7.0		
$M_{G^*} = 4$ TeV	42 fb^{-1}	4.6		

useful to look at scatter plots of invariant mass distributions, M_{all} vs. M_{Wb} , M_{all} vs. M_{Wt} and M_{Wb} vs. M_{Wt} . This allows for a clean distinction between the signal and the background, which is predominantly distributed on small invariant mass values, as fig. 3 shows⁽⁴⁾. Table I shows the final results of our analysis, obtained after having refined invariant mass cuts⁽⁵⁾. Our results show the possibility for both the G^* (with masses up to $\simeq 2$ TeV) and heavy fermions discovery at the early stage of the LHC. A component of the signal (which gives a bump around the top mass in the M_{Wb} distribution) comes from the $G^* \rightarrow t\bar{t}$ decay. Because the significance of this component depends on the top degree of compositeness, we could extract hints on the value of this parameter.

⁽⁴⁾ We calculate the invariant mass distributions after we applied several “conservative” cuts. These are cuts in p_T that reject less than the 3% of the signal, which is characterized by very energetic final states. We impose for the 14 (7) TeV analysis: $p_{Tj(1)} > 175(155)$ GeV, $p_{Tj(2)} > 85(75)$ GeV, $p_{Ttop} > 110(105)$ GeV, $p_{TW} > 110(90)$ GeV, $p_{Tb} > 70(65)$ GeV. $j(1)$ denotes the jet (light-jet or b-jet) with the highest p_T ($j(2)$ is the second most energetic jet); W and b do not come from the reconstructed top decay.

⁽⁵⁾ For $M_{G^*} = 1.5(2)$ TeV: $M_{all} > 1.3(1.7)$ TeV and at least one of the conditions $M_{Wb} > 0.8(1.1)$ TeV, $M_{Wt} > 0.8(1.1)$ TeV respected (we also refine the cut $p_{Tj(1)} > 275(400)$ GeV). For $M_{G^*} = 3(4)$ TeV: $M_{all} > 2.7(3.6)$ TeV and one of the conditions $1.4(2.4)$ TeV $< M_{Wb} > 2.6(3)$ TeV, $M_{Wt} > 1.4(2.4)$ TeV respected. We also considered in the analysis a b-tag efficiency of 60% and a 1/100 rejection factor.

* * *

I thank R. CONTINO for collaboration in this work and C. BINI for useful suggestions and discussions. A more detailed analysis is in progress in collaboration with C. BINI, R. CONTINO and A. TAROLA PARISSE.

REFERENCES

- [1] CONTINO R. *et al.*, *JHEP*, **0705** (2007) 074, arxiv:hep-ph/0612180.
- [2] AGASHE K. *et al.*, *Phys. Rev. D*, **80** (2009) 075007, arXiv:0810.1497 [hep-ph]; LILLIE B. *et al.*, *JHEP*, **0709** (2007) 074, arxiv:hep-ph/0701166.