

Maureen Jersby Senior Lecturer in Adult Nursing, Northumbria University, Newcastle Upon Tyne, UK
Paul van Schaik Professor of Psychology, Teesside University, Middlesbrough, UK, Steve Green,
Principal Lecturer in Computing Teesside University, Middlesbrough, UK, Lilyana Nacheva-Skopalik,
Associate Professor in Informatics, Technical University of Gabrovo, Gabrovo, Bulgaria

Corresponding author M Jersby
Northumbria University
Coach Lane Campus
Newcastle
NE7 7AX
Tel No. 0191 215 6190
maureen.jersby@northumbria.ac.uk

<http://nrl.northumbria.ac.uk/30179/>

<http://stel.bmj.com/content/early/2017/04/26/bmjstel-2016-000167>

Title

The use of Multiple-Criteria Decision-making Theory (MCDMT) to measure students' perceptions of High Fidelity Simulation

Keywords

Simulation, Decision-making, Education, Clinical Practice

Word count

3752

Abstract

Background

High fidelity simulation (HFS) has great potential to improve decision-making in clinical practice. Previous studies have found HFS promotes self-confidence, but its effectiveness in clinical practice has not been established. The aim of this research is to establish if HFS facilitates learning that informs decision-making skills in clinical practice using Multiple-Criteria Decision Making Theory (MCDMT).

Method

The sample were 2nd year undergraduate pre-registration adult nursing students. MCDMT was used to measure the students' experience of HFS and how it developed their clinical decision-making skills. MCDMT requires characteristic measurements which for the learning experience were based on five factors that underpin successful learning and for clinical decision making an analytical framework was used. The study utilised a repeated-measures design to take two measurements: the first one after the first simulation experience and the second one after clinical placement. Baseline measurements were obtained from academics. Data were analysed utilising the MCDMT tool.

Results

After their initial exposure to simulation learning students reported that HFS provides a high quality learning experience (87%) and supports all aspects of clinical decision-making (85%). Following clinical practice the level of support for clinical decision-making remained at 85% suggesting that students believe HFS promotes transferability of knowledge to the practice setting.

Conclusion

Overall, students report a high level of support for learning and developing clinical decision-making skills from HFS. However, there are no comparative data available from classroom teaching of similar content so it cannot be established if these results are due to HFS alone.

What this paper adds

Section 1- What is already known on this subject

Previous studies have identified that students report an increase in confidence in patient assessment and clinical judgement skills following simulation experience, however, evidence that it translates into their clinical practice is purely anecdotal. This paper aims to establish that simulation is a credible tool for exposing students to simulated clinical scenarios that informs their clinical decision-making skills in a practice setting.

Section 2 – What this study adds

This study found that simulation is an appropriate tool for transferring knowledge from the classroom to the clinical setting when the taught sessions are delivered in a timely manner for transferring the knowledge to practice. Effectiveness of the tool is reduced when there is a large time gap between the classroom experience and exposure to the clinical setting. This study will inform a wide audience of readers and practitioners.

Introduction

Simulation is a creation of a set of problems or events that can be used to teach how to do something (1). Within healthcare education it is a term which encompasses a wide range of approaches to create real-life clinical tasks or scenarios in a learning environment (2). Research into simulation use in healthcare education has been ongoing from the 1990s to measure its effectiveness in supporting the development of skills and knowledge for healthcare professionals to perform tasks and inform their clinical practice. To date the evaluations of the effectiveness of HFS has relied mainly on subjective measurements of individual participants perceptions of their abilities and experiences and not an objective measure of their actual knowledge or skill development (3). A major limitation of this is students who over estimate their skills and knowledge depth in relation to clinical practice (4). There is a recognised need to establish more objective measures for evaluating the impact of HFS on health care practitioner's clinical skills and ultimately its impact on clinical service (2).

This study aims to obtain an objective measurement of the effectiveness of HFS and its ability to support the development of skills clinical decision making in undergraduate nursing students by using Multiple Criteria Decision Making theory (MCDMT). The use of MCDMT as research methodology is a novel and innovative approach within healthcare education that will enable more accurate, reliable and valued added data on the efficacy of HFS to be assimilated. This tool has been adapted for the purpose of this study from an original tool used to measure customer satisfaction (5) for details see Online Supplementary Material 1).

Background

The use of flight simulators was first developed in the 1920s by Edwin Link and has developed into fully computerised flight simulating cockpits which are believed to have had a significant impact on improving aviation safety (6). Healthcare educators have observed the effectiveness of simulation technology in aviation safety and sought to emulate their success. Simulation utilising mannequins in healthcare education evolved in the 1950s, when a collaboration between two anaesthetists and Asmund Laerdal, a Norwegian toymaker, resulted in the development of a part-task trainer known as Resusci Annie for developing airway management and resuscitation skills, with the computerisation of mannequins being developed from the 1980s (7).

The fidelity of the simulation is the degree to which the experience represents realism (8). Fox-Robichaud and Nimmo (9) suggest that the fidelity of simulation is ranging from those that support the development of specific skills and impart major facts (low) to a realistic clinical scenario experience that allows for clinical reasoning and decision-making, utilising realistic patient simulators or patient actors (high).

Literature Review

The theory of simulation learning

Race (10) promotes five factors that support students to learn successfully, intrinsic motivation or the "want to learn" factor, extrinsic motivation or the recognition of the "need" to learn, experiential learning or "learning by doing", feedback and making sense of things. Learning is a process

undertaken by students, for lecturers the challenge is to create an environment that facilitates learning to happen (10). Eraut (11) suggests that for students, who are studying for professional qualifications and are required to develop professional capability, higher education does not facilitate learning that promotes effective transfer of knowledge from the classroom to the workplace and therefore the workplace is the most effective environment to support learning. When workplace learning is the sole approach for health care professionals the concern is that this approach to learning is simply based on the belief when students spend enough time being exposed to clinical practice they will eventually understand what to do (12). These beliefs are supported by MacDowell (13) and Bricker and Pardee (14) who identify that learning in the workplace with acutely ill patients is not only stressful for students but also potentially unsafe for patients. Conversely, if students are only exposed to the safe environment of a lecture room with limited experience in the clinical environment they can only absorb the technicalities of knowledge without understanding the impact and complexity of the clinical environment (15). Lendahls and Oscarsson (16) showed that midwifery students placed high value on simulation of challenging clinical scenarios that allow them to learn risk free. In the current climate of medical litigation Strump, Husman and Brem (17) found that nurses who have low confidence in their skills and fear making mistakes avoid tasks and consequentially fail to provide adequate patient care. By allowing health care professionals to practice in simulated scenarios that replicate the realism of actual clinical scenarios introduced in a safe learning environment it is possible to potentially improve safe levels of care for patients (18)

Although several studies (15, 19, 20) suggest that simulation promotes self-confidence, critical thinking skills, skill performance, decision-making and problem-solving, a comparison of two groups of students by Secomb et al. (21) found that there was no significant difference in the clinical decision-making ability of students following instruction by high-fidelity clinical simulation and computer-based simulations with no faculty instruction. These findings were supported by Maneval et al (22) and Goodstone et al (23) who conducted studies which measured the effectiveness of HFS versus classroom-based activities and found no statistical significance in the critical-thinking and clinical decision-making abilities of the participants.

Students' perceptions of simulation education

Students enjoy simulation learning (13). Furthermore, Jeffries (15) states that learners reported high levels of satisfaction following simulation activities. Feingold et al (24) found that students believed simulation enhanced their learning and they valued its contribution to their education. Bambini et al, (25) and McCaughey and Traynor (26), identified student's feelings of increased confidence and competence following simulation activities. Stroben et al (27) demonstrated that HFS increased medical student's self-efficacy and helped them to feel prepared for clinical practice after graduation. Sleeper and Thompson (28) and Lendahls and Oscarsson (16), showed that students believed being exposed to simulated scenarios had reduced their anxiety in relation to meeting similar scenarios in real practice. However, Walton et al, (29) found that simulation is itself a cause of anxiety for students, who suffered from performance anxiety and were worried about the equipment and opinions of their peers. This was supported by Deegan and Terry (20) where students reported emotional responses to the emergency scenarios. In a study by Sok Ying Liaw et al, (30), students identified that despite the stress of the emergency situation being simulated they were able to remain calm, they felt properly prepared and believed feeling stress in simulated emergency scenarios is a true reflection of the feelings that would be invoked in clinical practice therefore learning how to deal with these normal responses is an important part of the learning experience.

Measurement of learning outcomes

Research into simulation use in healthcare education to measure its effectiveness in the ability of health care professionals to perform tasks and inform their clinical practice has relied mainly on individuals perceptions of their abilities and experiences (3). Sok Ying Liaw et al (4) suggest that simple knowledge tests and self-evaluations lack objectivity and rigour and cannot predict learners' clinical ability. This is supported by Kardong-Edgren et al (12) who identify the need for valid and reliable evaluation tools for students' performance during simulation. Self-reporting studies have highlighted increased confidence as a major finding following simulation activity (15,25,19,20) yet Sok Ying Liaw et al (4) identified a major concern of their study was students reporting much higher levels of confidence in their ability to manage a simulated activity than matched faculty assessment of their actual clinical performance and ability. Shinnick and Woo (31) suggest that students should expect low scores of self-efficacy because to be over confident as a student may lead to a reluctance to think

decisions through carefully or ask for help appropriately thus risking patient safety (31).

Transfer of knowledge from the classroom to clinical practice

The ultimate aim of all professional education is to facilitate the development of knowledge and skills that inform clinical practice (11) and allow students to develop along the professional novice-expert trajectory (32). Reader (33) suggests simulation is a powerful tool for facilitating education because it allows students to utilise their memory of past experiences, known as episodic memory (34) to inform their practice. Bricker and Pardee (16) noted that although students identified that their confidence in patient assessment and clinical judgement skills increased following simulation experience, evidence that it translates into their clinical practice is purely anecdotal. A survey by Feingold et al (24) reported that 100% of faculty staff believed learning facilitated with HFS would transfer to the workplace, whereas only 50% of the students believed their learning experience would transfer into clinical practice.

The study.

The study took place in a Higher Education Institution in the North of England. The BSc (Hons) programme for Adult Nursing was selected following the introduction of HFS as an educational tool to facilitate learning in relation to the care of acutely ill patients. Students' response to this approach was positive and the students were requesting for HFS to be utilised more within their curriculum. To support this request it was important to establish through research that HFS is a credible tool for facilitating clinical learning environments. We address the following research question:

Does utilising simulation technology facilitate professional capability in undergraduate student nurses?

This study aims are:

1. Identify to what extent exposing students to simulated clinical scenarios informs their clinical decision-making skills in a practice setting.
2. Establish the quality of HFS in relation to knowledge transfer from the education setting into clinical practice

Method

Multiple Criteria Decision-making Theory

Multiple Criteria Decision-making Theory (MCDMT) was utilised to establish the level of support from simulation education in relation to clinical decision-making. Two main areas (frameworks) for measurement were identified: clinical decision-making and the quality of HFS. MCDMT required each of the framework factors to be ranked in order of perceived importance.

Theme 1: Clinical Decision-making

The characteristics of clinical decision-making for the MCDMT are based on the Analytical Framework for Clinical Decision-making by Carroll and Johnson (35).

- 1 Recognition of situation
- 2 Formulation of explanation
- 3 Alternative generation of other explanations
- 4 Information: clarify choice and available evidence
- 5 Judgement or choice
- 6 Action
- 7 Feedback

Theme 2: Quality of the HFS

Race's (10) five factors that underpin successful learning were utilised as the framework.

- 1 Wanting to learn
- 2 Needing to learn
- 3 Learning by doing
- 4 Learning through feedback
- 5 Making sense of things

Participants

Convenience sampling was utilised. Although this is acknowledged as a weak form of sampling it ensures all potential participants are accessible by the researcher and have been exposed to simulation education.

Participants required for calculating the MCDMT weighting coefficients data were 13 experts (academics in adult nursing) and 160 novices, (second-year pre-registration nursing students) Novices were recruited from two consecutive cohorts of nursing students (n1 = 59, n2 = 101). The student cohorts were taught in groups of 15 for 2 hours.

The novices' judgements of how well simulation allowed them to meet each part of the two frameworks were collected once for the quality framework and in two separate stages for clinical decision-making (the two separate stages of data collection are described fully under data collection) and repeated using two cohorts of students.

Research Ethics

Research ethics approval of the study was granted by the University's ethics committee.

Materials and Equipment

The questionnaire did not ask for any demographic data. For calculation of the weighting coefficients the questionnaire asked for each part of each of the two frameworks to be ranked (1-7 for clinical decision making and 1-5 for quality of HFS)

The study questionnaires which were used to measure the effectiveness of simulation learning employed an 11-point scale, with end-points of 0 (simulation does not support the stated aspect of learning) and 10 (simulation supports this aspect of learning fully).

The study took place in a purpose-built simulation suite utilising Laerdal Simman™ technology and Scotia Medical Observation Training System (SMOTS). The topic for the simulation was recognition of an acutely ill patient.

Procedure

All respondents were advised that responses would be analysed anonymously.

Data Collection for calculation of the weighting co-efficients

Academics/experts. Before the teaching sessions, a questionnaire was distributed to all academics involved in teaching the BSc (Hons) programme Adult Nursing by email. They were requested to rank the importance of the characteristics for clinical decision-making and quality of HFS, and return their answers anonymously printed on paper or non-anonymously via email.

Students/novices. An information sheet requesting volunteers was given to all students by the researcher at the start of the simulation session. In a first questionnaire, students were requested to

rank the importance of the characteristics for clinical decision-making and for the quality of HFS before exposure to the simulation class.

Data Collection for measuring the effectiveness of the simulation environment

Data for the study were collected from the students in two stages and across two cohorts of students.

Stage 1. Immediately following the two-hour simulation class all the students were given a second questionnaire sheet that asked them to rate how well they believed their experience of simulation teaching supported the factors that facilitate successful learning and clinical decision-making.

Stage 2. Following the taught weeks of the module where the students experience HFS, they had two clinical placements. One of these was an eight-week critical care placement which potentially exposed them to clinical situations with acutely ill patients that had been simulated during the taught simulations sessions. On their return to university, they were given a final questionnaire printed on paper asking them to rate how well their experience of simulation teaching had supported their understanding of the seven characteristics to facilitate safe clinical decision-making in clinical practice.

Students were asked to complete all questionnaires within the classroom setting. They returned the completed questionnaires anonymously at the end of the session.

Data Analysis

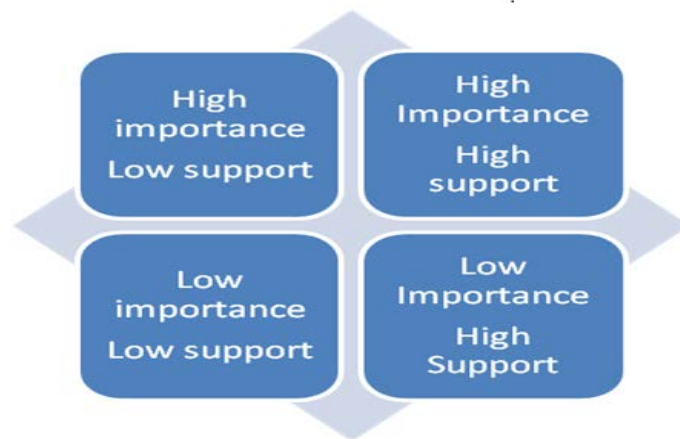
Processing the enquiry data

Kendall's rank correlation was used to calculate the weighting coefficients for the quality characteristics. First agreement of the opinion among experts and among novices needed to be calculated. Then with agreement established, the judgments of all students for each characteristic gave an overall evaluation for the level of support with this particular characteristic of HFS.

Graphical presentation of effectiveness measurement results

The support measurement results are represented graphically with the weighting coefficients projected on the x-axis and the level of student support with each characteristic (in %) projected on the y-axis. Four areas of outcomes can then be defined (see Figure 1).

Figure 1 Possible outcomes for each rated characteristic of HFS as a learning tool



According to MCDMT (5), an acceptable level of support is above 50%.

Results

Theme 1: Clinical Decision-making

The results of Kendall correlation calculation for ranking the importance of the characteristics for clinical decision making was 0.99 which demonstrated concordance of opinion and so enabled the weighting co-efficients to be calculated.

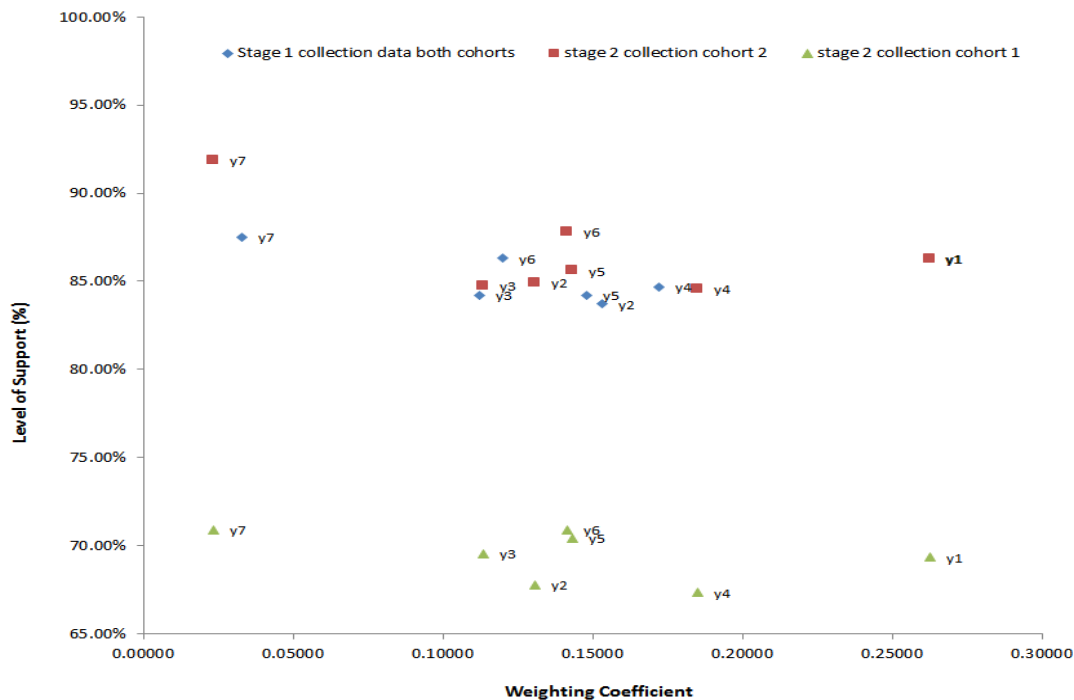
Table 1 shows the results for the calculation of weighting co-efficients for clinical decision-making.

Table1 Weighting coefficients for clinical decision-making

	Recognition of situation (y1)	Formulation of explanation (y2)	Alternative generation of other explanations (y3)	Information: clarify choice and available evidence (y4)	Judgement or choice (y5)	Action (y6)	Feedback (y7)
Weighting coefficients	0.26	0.13	0.11	0.18	0.14	0.14	0.02
Rank	1	5	6	2	3.5	3.5	7

Figure 2 shows the overall support from simulation learning for clinical decision-making.

Figure 2 Level of support received by high-fidelity in relation to clinical decision-making



The initial conclusions by students in both cohorts (*denoted by blue diamond in Figure 2) following exposure to HFS shows support levels for all characteristics of clinical decision-making in the range of 84-92%. This suggests that all characteristics of clinical decision-making received strong support from HFS, according to the students. Recognition of situation this was considered by academics and students to be the most important characteristic in clinical decision-making. This had a high level of support, with both groups of students rating the level of support as 86%. Feedback was considered the least important characteristic and yet was scored the highest in terms of level of support, 88-92%. The differences from the two cohorts in percentages for each characteristic were 0-4% suggesting overall agreement in level of support from simulation.

Following clinical placement, the results from cohort 1 students (number of completed questionnaires reduced to 45) showed significant reduction ranging from 14 to 17% in the level of support they perceived from simulation education for each characteristic.

Students voluntarily added qualitative comments on their questionnaires about why they believed the level of support from HFS had not transferred to their clinical placement. Their comments identified there was a significant length of time between being taught the theory in the simulation laboratory and actually being in the acute setting for clinical placement. For cohort 2 students (number of completed questionnaires reduced to 61) a change in the programme delivery meant this lapse in time did not occur and the level of support for the whole simulation stayed at 85%.

Theme 2: Quality of the HFS

The results of Kendall correlation calculation for ranking the importance of the factors that facilitate successful learning was 0.95 which demonstrated concordance of opinion and so enabled the weighting co-efficients to be calculated.

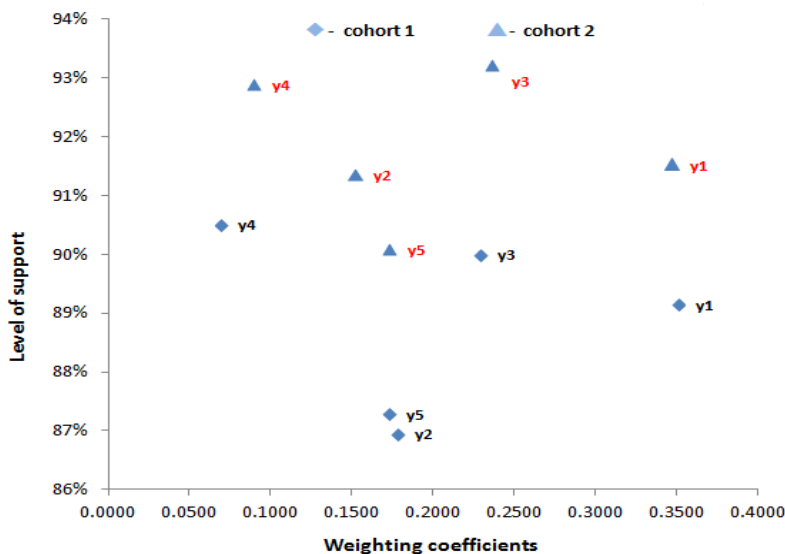
Table 2 shows the results for the calculation of weighting coefficients for factors that facilitate successful learning.

Table 2- Weighting coefficients for factors that facilitate successful learning.

Weighting coefficients for factors that facilitate successful learning					
	Wanting to learn - y1	Needing to learn - y2	Learning by doing - y3	Learning through feedback - y4	Making sense of things - y5
Weighting coefficients	0.35	0.15	0.24	0.09	0.17
Rank	1	4	2	5	3

Figure 3 shows the overall support from simulation learning for the factors that facilitate successful learning

Figure 3 Level of support received by HSF for successful learning



Overall support for facilitating successful learning ranged from 87 to 93%, suggesting a high level of support for all factors from simulation.

Wanting to learn was ranked by academics and students to be the most important factor in successful learning. The rated level of support was from 89 to 92%. Learning through feedback was considered the least important factor and yet was scored the highest in terms of level of support, from 91 to 93%. The differences between the two studies in percentages for each factor were 0% to 4%, suggesting overall agreement in the level of support from simulation.

Discussion

Studies have demonstrated that HFS creates an environment that students enjoy (13) and promotes satisfaction in learners (15). However, satisfaction is a subjective perception. To justify the resources needed to facilitate HFS it needs to be objectively evaluated to establish a firm evidence base that it is a credible educational tool for healthcare education (2). Utilising MCDMT allows the introduction of objectivity. Each quality characteristic can be characterised by quantitative and qualitative valuations. The qualitative valuation defines the level of importance of the quality characteristic. The quantitative valuation gives the level of support associated with this quality characteristic provided by HFS. The combination of these two valuations gives a complex evaluation of the level of support from HFS associated with the chosen quality characteristic (5). By utilising this tool to measure the effectiveness of HFS in undergraduate student nurse education, the results show that for the quality of learning framework effectiveness ranged from 87-93%. For supporting clinical decision-making effectiveness ranged from 84 to 92%. This puts all results in the area of high effectiveness, which suggests that HFS is a credible educational tool.

Key themes in relation to existing literature

The theory of simulation learning

Simulation allows student nurses to practise in simulated scenarios that replicate the realism of actual clinical scenarios and so create an experiential learning environment (36). This can also be referred to as active experience or what Race (10) refers to simplify as “learning by doing”. Light and Cox (37) advise not all experiences and environments achieve what is perceived as experiential learning therefore the facilitator needs to ensure the correct parameters are addressed which include the learning experience and reflection. The effectiveness of HFS in achieving learning by doing and then supporting effective feedback suggests that it meets these requirements and is an effective tool to support experiential learning.

In contrast to wanting to learn, Race (10) suggests that needing to learn is the extrinsic motivation for students. Teachers have a duty to ensure students understand their needs and help them to develop a sense of ownership in relation to their learning. Needing to learn, was considered to be third in ranking for this study but yielded a high level of support from the simulation experience.

Effective feedback is considered an essential component of simulation education (24). It is also an essential component of Kolb’s experiential learning theory (36). It was ranked the least important component of learning yet it was the component most highly supported by the simulation experience for both groups.

Student's perceptions of simulation education

Simulation creates an environment that students enjoy (18) and promotes satisfaction in learners (18). Race (10) suggests that wanting to learn can also be considered as intrinsic motivation that students may be unaware of and teachers need to initiate. Wanting to learn was ranked the top factor in successful learning. The rated level of support was from 89% to 92% suggesting simulation supported this aspect of learning fully.

Race (10) suggests making sense of things is the most important of his 5 stages and was ranked the second highest factor. However, Race (10) also suggests that effective feedback is what helps students to make sense of the learning experience. Making sense of the situation could be linked to the clinical decisions made as part of the learning. Support for making sense of things was the lowest scoring factor for each group from 87% to 90%, however, this still indicates high levels of support for the learning outcomes from HFS.

Transfer of knowledge from the classroom to clinical practice

The study aimed to measure students' perceptions of how HFS education facilitated learning in clinical practice. Therefore the second stage of data collection took place after students had experienced clinical placements in acute care and collected data on clinical-decision making only. This gap in data collection introduced a change in the number of completed questionnaires per cohort. For students in cohort 1 (n = 45) there was a long time delay between the delivery of the taught component and this exposure to acute clinical practice. The results from this analysis showed level of support for clinical decision-making fell from 85% to 70%. This suggested initially that transferability of knowledge from HFS to the workplace was limited. For the cohort 2 students (n= 61) this lapse in time did not occur and level of support for the whole simulation stayed at 85%. This suggests that HFS can be an appropriate tool for transferring knowledge from the classroom to the clinical setting when the taught sessions are delivered in a timely manner for transferring the knowledge to practice.

Conclusion and Recommendations

Overall the levels of support from simulation on the education experiences of undergraduate student's nurses are high. However, there is no comparative data available from classroom teaching of similar content so it cannot be established if these levels are due to simulation alone. Further studies need to be developed to objectively compare simulation teaching with traditional classroom-based activities.

In line with much of the previous research into simulation use in healthcare education, this study has utilised a tool, which although tries to balance the perceptions of students with the opinions of experts, ultimately uses a self-reporting tool to measure its effectiveness. There is still a need for an objective study of student's clinical performance following simulation education in the workplace.

Notes

The authors are grateful to the students for taking part in this study.

Contributors: MJ developed the concept. SG and LNS contributed substantially to the conception and design. MJ and LNS contributed to acquisition, analysis, or interpretation of the data. MJ drafted the script. LNS, SG and PVS reviewed the script critically for important intellectual content, PVS proved the final version to be published.

Funding: This research received no specific grant from any funding agency in the public, commercial, or not-for-profit sectors.

Competing interests: All authors have read and understood BMJ policy on declaration of interests and declare no relationships or activities that could appear to have influenced the submitted work.

Ethical approval: This study was approved by Teesside University ethics committee.

Data sharing: No additional data available.

Transparency: The lead author affirms that the manuscript is an honest, accurate, and transparent account of the study being reported; that no important aspects of the study have been omitted; and that any discrepancies from the study as planned have been explained.

References

- 1 Cambridge Dictionaries Online (2014) <http://dictionary.cambridge.org/dictionary/british/simulation> (Accessed 27/3/14)
- 2 Department of Health (2010) **Inventures Report into NHS Simulation Provision and Use Study** London: Department of Health
- 3 Reilly and Spratt (2007) the perceptions of undergraduate student nurses of high fidelity simulation based learning **Nurse Education Today** 27(6):542-550
- 4 Sok Ying Liaw S, Scherpbier A, Rethans JJ, Piyanee Klainin-Yobas P (2012a) Assessment for simulation learning outcomes: A comparison of knowledge and self-reported confidence with observed clinical performance **Nurse Education Today** 32:35–39
- 5 Nacheva-Skopalik L, (2011) Satisfaction measurement in education in **Handbook of Research on e-Learning Standards and Interoperability: Frameworks and Issues** Hershey:IGI Global
- 6 Royal Aeronautical Society(2009) **The impact of flight simulation in aerospace.** http://aerosociety.com/Assets/Docs/Publications/DiscussionPapers/The_impact_of_flight_simulation_in_aerospace.pdf (accessed 3/4/14)
- 7 Okuda Y, Bryson E, DeMaria Jr S, Jacobson L, Quinones J, Shen B, Levine AI, (2009) The Utility of Simulation in Medical Education: What Is the Evidence? **Mount Sinai Journal of Medicine** 76:330–343
- 8 International Nursing Association for Clinical Simulation and learning (INACSL) (2011) Standards of Best Practice: **Simulation Clinical Simulation in Nursing** 7(4S):S3-S7
- 9 Fox-Robichaud AE ; Nimmo GR (2007) Education and simulation techniques for improving reliability of care. **Current Opinion In Critical Care** 13 (6),737-41.
- 10 Race P, (2005) **Making Learning Happen** London: Sage
- 11 Eraut M (2010) **How professionals learn through work** <http://learningtobeprofessional.pbworks.com/w/page/15914952/How%20professionals%20learn%20through%20work> (last accessed March 2014)
- 12 Kardong-Edgren, S., Adamson, K. A., & Fitzgerald, C. (2010, January). A review of currently published evaluation instruments for human patient simulation. **Clinical Simulation in Nursing**, 6: e25-e35.
- 13 Macdowell J, (2006) The assessment and treatment of the acutely ill patient – the role of the patient simulator as a teaching tool in the undergraduate programme **Medical Teacher** 28(4):326-329
- 14 Bricker & Pardee (2011) nurse experts Jump Start Clinical Simulation in Rehabilitation Nursing **Nursing Education Perspectives** 32(1):34-6
- 15 Jeffries PR (2005) A framework for designing, implementing and evaluating simulations used a teaching strategies in nursing. **Nursing Education Perspectives** 26(20):96-103
- 16 Lendahls L, Oscarsson MG (2017) Midwifery students' experiences of simulation and skills training **Nurse Education Today** 50 (2017):12-16

- 17 Strump GS, Husman J, Brem SK (2012) The Nursing Student Self-Efficacy Scale: development using item response theory **Nursing Research** 61(3):149-58
- 18 Cumin D, Weller JM, Henderson K, Merry AF, (2010) Standards for simulation in anaesthesia: creating confidence in the tools **British Journal of Anaesthesia** 105(1):45-51
- 19 Mikasa, A. W., Cicero, T. F., & Adamson, K. A. (2013). Outcome-based evaluation tool to evaluate student performance in high-fidelity simulation. **Clinical Simulation in Nursing**, 9(9), e361-e367.
- 20 Deegan M, Terry L, (2013) Student midwives' perceptions of real time simulation **British Journal of Midwifery** 21(7):590-598
- 21 Secomb J ; McKenna L ; Smith C (2012) The effectiveness of simulation activities on the cognitive abilities of undergraduate third-year nursing students: a randomised control trial. **Journal of Clinical Nursing** 21 23-24. 3475-84.
- 22 Maneval R ; Fowler KA ; Kays JA ; Boyd TM ; Shuey J ; Harne-Britner S ; Mastrine C (2012) The effect of high-fidelity patient simulation on the critical thinking and clinical decision-making skills of new graduate nurses. **Journal Of Continuing Education In Nursing** 43 (3), 125-34.
- 23 Goodstone, L., Goodstone, M. S., Cino, K., Glaser, C. A., Kupperman, K., & Dember-Neal, T. (2013). Effect of simulation on the development of critical thinking in associate degree nursing students. **Nursing Education Perspectives**, 34(3), 159–162.
- 24 **Feingold CE**; Calaluce M; Kallen MA (2004) Computerized Patient Model and Simulated Clinical Experiences: Evaluation With Baccalaureate Nursing Students **The Journal Of Nursing Education** 43 (4), 156-63
- 25 Bambini D; Washburn J; Perkins R (2009) Outcomes of Clinical Simulation for Novice Nursing Students: Communication, Confidence, Clinical Judgment **Nursing Education Perspectives** 30 (2): 79-82
- 26 McCaughey CS, Traynor MK, (2010) the role of simulation in nurse education **Nurse Education Today** 30(2010):827-832
- 27 Stroben F, Schroder T, Dannenberg KA, Thomas A, Exadaktylos A, Hautz W (2016) A simulated night shift in the emergency room increases students' self-efficacy independent of role taking over during simulation **BMC Medical Education** 16(1):177
- 28 Sleeper JA, Thompson S (2008) the use of Hi Fidelity Simulation to Enhance nursing Students therapeutic Communication Skills **International Journal of Nursing Education Scholarship** 5(1):1-12
- 29 Walton J, Chute E, Ball L, (2011) Negotiating The Role of the Professional Nurse: The Pedagogy of Simulation **Journal of Professional Nursing**, 27(5) 2011: 299–310
- 30 Sok Ying Liaw S, Scherpbier A, Rethans JJ, Piyanee Klainin-Yobas P (2012) Recognizing, responding to and reporting patient deterioration: Transferring simulation learning to patient care settings **Resuscitation** 83: 395– 398
- 31 Shinnock MA Woo MA (2012) The effect of human patient simulation on critical thinking and its predictors in prelicensure nursing students **Nurse Education Today** 33(9):1062-7
- 32 Benner, P. (1984). **From novice to expert: Excellence and power in clinical nursing practice**. Menlo Park, CA: Addison-Wesley.
- 33 Reader, T. (2011). Learning through high-fidelity simulation: The role of episodic memory. **British Journal of Anaesthesia**, 20, 1035-1042.
- 34 Tulving E (2002) Episodic memory: From Mind to Brain **Annual Review Psychology** 53:1-25
- 35 Carroll, J. S., Johnson, E.J. 1990 **Decision research: a field guide**. Newbury Park London: Sage.

36 Kolb, D.A. (1984) **Experiential learning: experience as the source of learning and development** <http://academic.regis.edu/ed205/kolb.pdf> (last accessed April 2014)

37 Light G, Cox R, (2001) **Learning and Teaching In Higher Education** London: Sage