



University of HUDDERSFIELD

University of Huddersfield Repository

Aiken, Stuart, Gabbutt, Christopher D., Heron, B. Mark, Biver, Claudine, Archambeau, Samuel, Berit-Debat, Fabien and Duluard, Sandrine

Electrochromic single and two-core viologen derivatives and optical articles containing them

Original Citation

Aiken, Stuart, Gabbutt, Christopher D., Heron, B. Mark, Biver, Claudine, Archambeau, Samuel, Berit-Debat, Fabien and Duluard, Sandrine (2015) Electrochromic single and two-core viologen derivatives and optical articles containing them. WO2015040033.

This version is available at <http://eprints.hud.ac.uk/25464/>

The University Repository is a digital collection of the research output of the University, available on Open Access. Copyright and Moral Rights for the items on this site are retained by the individual author and/or other copyright owners. Users may access full items free of charge; copies of full text items generally can be reproduced, displayed or performed and given to third parties in any format or medium for personal research or study, educational or not-for-profit purposes without prior permission or charge, provided:

- The authors, title and full bibliographic details is credited in any copy;
- A hyperlink and/or URL is included for the original metadata page; and
- The content is not changed in any way.

For more information, including our policy and submission procedure, please contact the Repository Team at: E.mailbox@hud.ac.uk.

<http://eprints.hud.ac.uk/>

(19)



(11)

EP 2 848 667 A1

(12)

EUROPEAN PATENT APPLICATION

(43) Date of publication:

18.03.2015 Bulletin 2015/12

(51) Int Cl.:

C09K 9/02 (2006.01)

G02F 1/00 (2006.01)

(21) Application number: **13184771.7**

(22) Date of filing: **17.09.2013**

(84) Designated Contracting States:

**AL AT BE BG CH CY CZ DE DK EE ES FI FR GB
GR HR HU IE IS IT LI LT LU LV MC MK MT NL NO
PL PT RO RS SE SI SK SM TR**

Designated Extension States:

BA ME

(71) Applicant: **ESSILOR INTERNATIONAL**

(Compagnie Générale d'Optique)

94220 Charenton le Pont (FR)

(72) Inventors:

- **AIKEN, Stuart**
YORK, North Yorkshire YO30 7AW (GB)
- **GABBUTT, Christopher David**
PRESTON, Lancashire PR3 2YS (GB)

- **HERON, Bernard Mark**
BROUGH, EAST YORKSHIRE HU15 1AB (GB)
- **BIVER, Claudine**
94220 CHARENTON-LE-PONT (FR)
- **ARCHAMBEAU, Samuel**
94220 CHARENTON-LE-PONT (FR)
- **BERIT-DEBAT, Fabien**
94220 CHARENTON-LE-PONT (FR)
- **DULUARD, Sandrine**
31300 TOULOUSE (FR)

(74) Representative: **Cabinet Plasseraud**

52, rue de la Victoire
75440 Paris Cedex 09 (FR)

(54) **Electrochromic single and two-core viologens and optical articles containing them**

(57) The present invention relates to a group of novel electrochromic materials. More specifically, it relates to electrochromic materials based on either single or two-core viologen systems and the use of these viologen systems as a variable transmittance medium for the manufacture of an optical article, such as an ophthalmic lens.

EP 2 848 667 A1

Description

[0001] The present invention relates to a group of novel electrochromic materials. More specifically, it relates to electrochromic materials based on either single or two-core viologen systems and the use of these viologen systems as a variable transmittance medium for the manufacture of an optical article, such as an ophthalmic lens.

[0002] Electrochromism is a well known physical phenomenon which is observed with certain classes of chemical compounds that change reversibly colour when a voltage is applied to them. The material undergoes reversible changes in optical properties by oxidation and reduction. Usually the electrochromic material may be colourless when an electric field is not applied and may be coloured when an electric field is applied.

[0003] An electrochromic device, i.e. a device containing electrochromic compounds, the absorbance of which depends only on the presence of an electric field, can thus have two states, i.e. a coloured state (when electrically activated) and a bleached state (in the inactive state). The optical transmission properties of the device depend on the nature of the electrochromic compounds.

[0004] There remains a need for improving electrochromic materials in order to use them as transparent media for forming high quality articles, in particular high quality ophthalmic lenses, while keeping electrochromic properties and having a wide range of colours.

[0005] After conducting extensive research, the present inventors provide novel electrochromic compounds exhibiting not only good electrochromic properties such as high absorption of the visible light in the coloured state, fast colouring and fading rates, long-term stability but also can be incorporated easily in a cellule to form for instance an electrochromic lens.

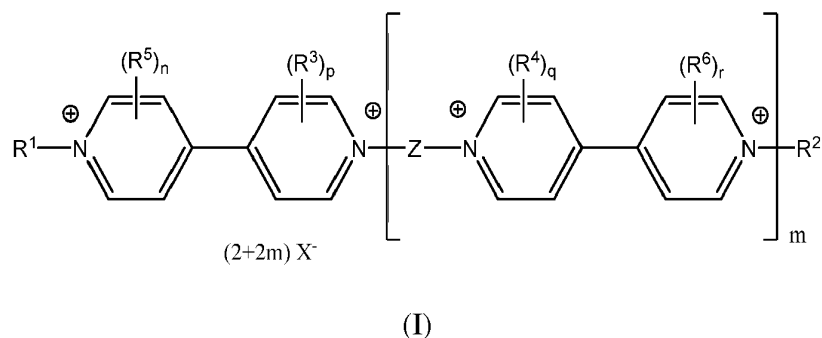
[0006] The applicants now have synthesized a group of novel electrochromic single and two-core viologens.

[0007] The present invention relates to electrochromic compounds of formula (I) as defined below.

[0008] The present invention also relates to an electrochromic composition comprising at least one compound of formula (I).

[0009] Finally, the present invention relates to an electrochromic device comprising said electrochromic composition, such as ophthalmic lens.

[0010] Thus, the present invention concerns electrochromic compounds represented by formula (I):



wherein:

- Z is selected from:

- o alkylene;
- o cycloalkylene; and
- o a bivalent group of formula $-R^7-Y-R^8-$, wherein

- R^7 and R^8 are each independently selected from single bond, alkylene and cycloalkylene, and
- Y is selected from arylene, cycloalkylene, heteroarylene, arylene-arylene or arylene-CR'R"-arylene wherein R and R form together with the carbon to which they are linked a carbocyclic group;

wherein said alkylene, cycloalkylene, arylene, heteroarylene, and carbocyclic groups may be substituted by one or more substituents selected from halogen, alkyl, alkoxy, alkylthio, hydroxyalkyl, acyloxy, cycloalkyl, aryl, substituted aryl, aryloxy, heteroaryl and substituted heteroaryl;

- m is 0 or 1;
- R^1 and R^2 are each independently selected from C_6-C_7 alkyl and optionally substituted phenyl,

with the provisions that:

when Y is arylene-arylene or arylene-alkylene-arylene, then R¹ and R² are not phenyl;
 when m is 0, then R¹ and R² are each independently selected from optionally substituted phenyl groups and
 at least one of R¹ and R² is selected from substituted phenyl groups, preferably R¹ and R² are each independently
 selected from substituted phenyl groups;

- R³, R⁴, R⁵ and R⁶ are each independently selected from H, alkyl, alkoxy, alkylthio, haloalkyl, haloalkoxy, haloalkylthio, polyalkylenoxy, alkoxy-carbonyl, aryl, substituted aryl, heteroaryl and substituted heteroaryl, wherein the alkyl group may be substituted by one or more substituents selected from alkoxy, cycloalkyl, aryl, substituted aryl, heteroaryl and substituted heteroaryl;
- n, p, q and r are each independently an integer from 0 to 4, wherein when n, p, q and r are two or more, each of the R³, each of the R⁴, each of the R⁵ or each of the R⁶ may be identical or different; and
- X⁻ is a counterion.

[0011] The expression "alkylene" represents any divalent radical of a linear or branched hydrocarbon chain comprising 1 to 12 carbon atoms. Examples of C₁-C₁₂ alkylene groups include C₁-C₄ alkylene groups such as -CH₂-, -(CH₂)₂-, -(CH₂)₃-, -(CH₂)₄-, -CH(CH₃)-, -CH(CH₃)-CH₂-, -CH₂-CH(CH₃)-, -(CH₂)₂-CH(CH₃)-, -CH₂-CH(CH₃)-CH₂- or -CH(CH₃)-(CH₂)₂-, as well as -(CH₂)₅-, -(CH₂)₆-, -(CH₂)₂-CH(CH₃)-(CH₂)₂-, -(CH₂)₃-CH(CH₃)-CH₂-, -(CH₂)₇-, -(CH₂)₈-, -(CH₂)₉-, -(CH₂)₁₀-, -(CH₂)₁₁-, -(CH₂)₁₂-

[0012] The expression "cycloalkylene" represents any any divalent radical of a monocyclic or bicyclic 3 to 12 membered carbocycle. Examples of C₃-C₁₂ alkylene groups include cyclopropylene, cyclopentylene, cyclohexylene, cycloheptylene, and decahydronaphthylene.

[0013] The expression "arylene" represents any divalent radical of an aromatic hydrocarbon comprising 6 to 18 carbon atoms. Examples of C₆-C₁₈ arylene groups include phenylene, naphthylene, anthracenylene and phenanthrenylene.

[0014] The expression "carbocyclic group" represents any monocyclic or fused polycyclic hydrocarbon rings comprising 3 to 20 carbon atoms and which may comprise one or more unsaturations. Examples of C₃-C₂₀ carbocyclic groups include C₁₀-C₂₀ fused hydrocarbon rings which may comprise one or more unsaturations, such as cyclohexenylene, indene, fluorene.

[0015] The expression "halogen" includes F, Cl, Br or I. Preferred halogens are F and Cl.

[0016] The expression "alkyl" represents any monovalent radical of a linear or branched hydrocarbon chain comprising 1 to 18 carbon atoms. Examples of C₁-C₁₈ alkyl groups include C₁-C₄ alkyl groups such as methyl, ethyl, *n*-propyl, *i*-propyl, *n*-butyl, *i*-butyl, *s*-butyl or *t*-butyl, C₆-C₈ alkyl groups such as *n*-hexyl, *n*-heptyl or *n*-octyl, as well as *n*-pentyl, 2-ethylhexyl, 3,5,5-trimethylhexyl, *n*-nonyl, *n*-decyl, *n*-undecyl, *n*-dodecyl or *n*-Octadecyl.

[0017] The expression "alkoxy" represents a radical of formula -OR wherein R is a C₁-C₁₂ alkyl. Examples of C₁-C₁₂ alkoxy groups include C₁-C₆ alkoxy groups such as -OCH₃-, -OCH₂CH₃ or O(CH₂)₅CH₃-

[0018] The expression "cycloalkyl" represents any monovalent radical of a monocyclic or bicyclic 3 to 12 membered saturated carbocycle. Examples of C₃-C₁₂ cycloalkyl groups include cyclopropyl, cyclopentyl and cyclohexyl.

[0019] The expression "aryl" represents any monovalent radical of an aromatic hydrocarbon comprising 6 to 18 carbon atoms. Examples of C₆-C₁₈ aryl groups include phenyl, naphthyl, anthracenyl and phenanthrenyl.

[0020] The expression "substituted aryl" represents any C₆-C₁₈ aryl group as defined above substituted by one or more substituents selected from halogen, alkyl, alkoxy, alkynyl haloalkyl, haloalkoxy, alkoxy-carbonyl, alkanoyl, aroyl, formyl, nitrile, nitro, amido, alkylthio, alkylsulfanyl, alkylsulfonyl, arylthio, arylsulfanyl, arylsulfonyl, amino, alkylamino, arylamino, dialkylamino and diarylamino. Preferably, the substituents are selected from bulky or electron withdrawing groups. Examples of substituted C₆-C₁₈ aryl groups include substituted phenyl groups such as *p*-methylphenyl, *o*-*t*-butylphenyl, *p*-trifluoromethoxyphenyl, *o*-trifluoromethoxyphenyl, *m*-cyanophenyl, *o*-*i*-propylphenyl, 2,4-dinitrophenyl, 2,6-diisopropylphenyl or 3,5-dicyanophenyl.

[0021] The expression "aryloxy" represents a radical of formula -OR wherein R is a C₆-C₁₈ aryl. Examples of C₁-C₁₂ aryloxy groups include phenyloxy and naphthyloxy.

[0022] The expression "heteroaryl" represents any monovalent radical of a monocyclic or bicyclic 5 to 10 membered aromatic group comprising from 1 to 3 heteroatoms independently selected from oxygen, nitrogen and sulfur. Examples of C₅-C₁₀ heteroaryl groups include furyl, thienyl, pyrrolyl, pyrazoyl, imidazolyl, isoxazolyl, isothiazoyl, thiazoyl, oxazolyl, 1,2,3-triazolyl, 1,2,4-triazolyl, 1-benzofuryl, 1-benzothiopyl, indolyl, benzimidazolyl, indazolyl, 1,2-benzisoxazolyl, 2,1-benzisoxazolyl, 1,2-benzisothiazolyl, 2,1-benzisothiazolyl, benzothiazolyl, benzoxazolyl, benzotriazolyl, pyridyl, quinolinyl, isoquinolinyl, pyridazinyl, cinnolinyl, phthalazinyl, pyrimidinyl, quinazolinyl, pyrazinyl and quinoxalinyl.

[0023] The expression "heteroarylene" represents any divalent radical of a monocyclic or bicyclic 5 to 10 membered aromatic group comprising from 1 to 3 heteroatoms independently selected from oxygen, nitrogen and sulfur. Examples of C₅-C₁₀ heteroarylene groups include furylene, thienylene, pyrrolylene, pyrazoylene, imidazolylene, isoxazolylene,

isothiazoylene, thiazoylene, oxazoylene, 1,2,3-triazoylene, 1,2,4-triazoylene, 1-benzofurylene, 1-benzothienylene, indolyene, benzimidazoylene, indazoylene, 1,2-benzisoxazoylene, 2,1-benzisoxazoylene, 1,2-benzisothiazoylene, 2,1-benzisothiazoylene, benzothiazoylene, benzoxazoylene, benzotriazoylene, pyridylene, quinolinylene, isoquinolinylene, pyridazinylene, cinnolinylene, phthalazinylene, pyrimidinylene, quinazolinylene, pyrazinylene and quinoxalinylene.

[0024] The expression "substituted heteroaryl" represents any heteroaryl group as defined above substituted by one or more substituents selected from alkyl, alkoxy, alkoxy carbonyl, alkanoyl, aroyl, formyl, nitrile, nitro, amido, alkylthio, alkylsulfinyl, alkylsulfonyl, arylthio, arylsulfinyl, arylsulfonyl, amino, alkylamino, arylamino, dialkylamino and diarylamino. Preferably, the substituents are selected from bulky or electron withdrawing groups. Examples of substituted C₅-C₁₀ heteroaryl groups include 4-methylthienyl, 5-methyl-2-thienyl, 6-methyl-2-pyridyl, N-methylpyrrol-2-yl and N-phenylindol-3-yl.

[0025] The expression "haloalkyl" represents any C₁-C₁₂ alkyl group substituted by one or more halogen atom such as F or Cl. Examples of C₁-C₁₂ haloalkyl groups include C₁-C₁₂ perhaloalkyl groups, in particular C₁-C₄ perhaloalkyl groups such as -CF₃, as well as C₁-C₁₂ (perhaloalkyl)alkyl groups, in particular (C₁-C₄ perhaloalkyl)-(C₁-C₄ alkyl) groups such as -CH₂CF₃.

[0026] The expression "haloalkoxy" represents a radical of formula -OR wherein R is a C₁-C₁₂ haloalkyl. Examples of C₁-C₁₂ haloalkoxy include C₁-C₁₂ perhaloalkoxy groups, in particular C₁-C₄ perhaloalkoxy groups such as -OCF₃, as well as C₁-C₁₂ (perhaloalkyl)alkoxy groups, in particular (C₁-C₄ perhaloalkyl)-(C₁-C₄ alkoxy) groups such as -OCH₂CF₃.

[0027] The expression "alkylthio" represents a radical of formula -SR wherein R is a C₁-C₁₂ alkyl. Examples of C₁-C₁₂alkylthio groups include -SCH₃ and -SCH₂CH₃.

[0028] The expression "haloalkylthio" represents a radical of formula -SR wherein R is a C₁-C₁₂ haloalkyl. Examples of C₁-C₁₂ haloalkoxy groups include C₁-C₁₂ perhaloalkylthio groups, in particular C₁-C₄ perhaloalkylthio groups such as -SCF₃, as well as C₁-C₁₂ (perhaloalkyl)alkylthio groups, in particular (C₁-C₄ perhaloalkyl)-(C₁-C₄ alkylthio) groups such as -SCH₂CF₃.

[0029] The expression "hydroxyalkyl" represents any C₁-C₁₂ alkyl group substituted by one or more hydroxyl groups. Examples of C₁-C₁₂hydroxyalkyl groups include -CH₂OH and -CH₂CH₂OH.

[0030] The expression "acyloxy" represents a radical of formula -OC(O)R wherein R is a C₁-C₁₂ alkyl. Examples of C₁-C₁₂ acyloxy groups include -OC(O)CH₃ and -OC(O)CH₂CH₃.

[0031] The expression "polyalkylenoxy" represents a radical of formula -O(R')_mR wherein R' is a C₁-C₁₂ alkylene, R is a C₁-C₁₂ alkyl and m is an integer from 1 to 12. Examples of poly(C₁-C₁₂ alkyleneoxy) groups include OCH₂CH₂OCH₃.

[0032] The expression "alkoxy carbonyl" represent a radical of formula -C(O)OR wherein R is a C₁-C₁₈ alkyl. Examples of C₁-C₁₈ alkoxy carbonyl groups include C₁-C₄ alkoxy carbonyl groups such as -C(O)OCH₃ and -C(O)OC₂H₅.

[0033] In formula (I), Z, called "the central core", is preferably selected from C₁-C₁₂ alkylene, C₃-C₇ cycloalkylene, C₃-C₁₄ arylene, C₅-C₁₀ heteroarylene, (C₁-C₄ alkylene)-(C₃-C₁₄ arylene), (C₁-C₄ alkylene)-(C₃-C₁₄ heteroarylene), (C₁-C₄ alkylene)-(C₃-C₁₄ arylene)-(C₁-C₄ alkylene), (C₁-C₄ alkylene)-(C₃-C₁₄ heteroarylene)-(C₁-C₄ alkylene), (C₃-C₁₄ arylene)-(C₃-C₁₄ arylene), (C₁-C₄ alkylene)-(C₃-C₁₄ arylene)-(C₃-C₁₄ arylene)-(C₁-C₄ alkylene) and (C₃-C₁₄ arylene)-(CR'R'')-(C₃-C₁₄ arylene) wherein R and R' form together with the carbon to which they are linked a C₃-C₂₀ carbocyclic group; wherein the arylene and cycloalkylene groups may be substituted by one or more substituents selected from halogen, C₁-C₄ alkyl, C₁-C₄ alkoxy and C₃-C₇ cycloalkyl and the alkylene groups may be substituted by one or more substituents selected from halogen, C₃-C₁₄ alkyl, C₁-C₁₂ alkoxy, C₂-C₁₂ acyloxy, C₁-C₁₂ hydroxyalkyl, C₃-C₁₂ cycloalkyl, phenyl, phenyloxy and substituted phenyl. In particular, substituted alkylene include -CH₂(CR^aR^b)CH₂- wherein R^a and R^b may be independently selected from H, C₃-C₁₄ alkyl, C₃-C₁₂ cycloalkyl, (cycloalkyl)methyl, aryl, substituted aryl, arylalkyl such as benzyl or phenyl(C₂-C₇ alkyl), phenyloxyethyl, substituted arylalkyl, C₁-C₁₂ alkoxy, C₂-C₁₂ acyloxy, C₁-C₁₂ hydroxyalkyl, and C₁-C₁₂ alkoxy methyl.

[0034] More preferably, Z is selected from C₁-C₁₂ alkylene, aryl substituted C₁-C₁₂ alkylene, phenylene, naphthylene, (C₁-C₄ alkylene)-phenylene-(C₁-C₄ alkylene), (C₁-C₄ alkylene)-naphthylene-(C₁-C₄ alkylene) such as naphthylene bis(methylene), quinoxaline-2,3-diyl, (C₁-C₄ alkylene)-quinoxaline-2,3-diyl-(C₁-C₄ alkylene) such as quinoxaline-2,3-diylbis(methylene), phenylene-phenylene, (C₁-C₄ alkylene)-phenylene-phenylene-(C₁-C₄ alkylene) and phenylene-fluorenylene-phenylene. For example, Z may be selected from -CH₂-, -(CH₂)₂-, -(CH₂)₃-, -(CH₂)₄-, -(CH₂)₅-, -CH₂-CH(CH₃)-CH₂-, -CH₂-CH(CH₂Phenyl)-CH₂-, -(CH₂)₂-CH(CH₃)-CH₂-, -(CH₂)₃-CH(CH₃)-CH₂-, -(CH₂)₂-CH(CH₃)-(CH₂)₂-,

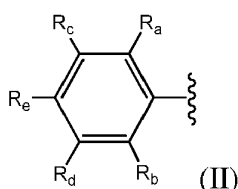


preferably located meta to each other and are all ortho position relative to the central core Z. Moreover, the R³ substituents may be similar or different from the R⁴ substituents. In another embodiment, n, p, q and r are 0.

[0037] The counterion X⁻ may be any anion that maintains electric neutrality of the viologen compounds of formula (I). X⁻ is preferably selected from halide, preferably fluoride and chloride, tetrafluoroborate, tetraphenylborate, hexafluorophosphate, nitrate, methanesulfonate, trifluoromethane sulfonate, toluene sulfonate, hexachloroantimonate, bis(trifluoromethanesulfonyl)imide, perchlorate, acetate and sulfate.

[0038] In a first embodiment, the present invention relates to compounds of formula (I) wherein Z, R³, R⁴, R⁵, R⁶, n, p, q, r and X⁻ are as defined above, m is 1 and R¹ and R² are C₆-C₇ alkyl, preferably C₆H₁₃, more preferably *n*-C₆H₁₃. Applicant has found that C₆-C₇ alkyl substituents have a good solubility in conventional solvents used in electrochromic compositions such as propylene carbonate while maintaining a fast fading rate to the bleached state. Indeed, C₁-C₅ alkyl substituted two-core viologen compounds are more difficult to solubilise in conventional solvents used in electrochromic compositions. On the contrary, higher alkyl substituted two-core viologen compounds have good solubility. However, when two-core viologen compounds are substituted with long chain alkyls having more than 7 carbon atoms the fading rate may decrease, which prevents a fast reversibility to the bleached state.

[0039] In a second embodiment, the present invention relates to compounds of formula (I) wherein Z, R³, R⁴, R⁵, R⁶, n, p, q, r and X⁻ are as defined above and R¹ and R² are independently selected from optionally substituted phenyl groups, provided that when m is 0, R¹ and R² are not both phenyl, preferably neither R¹ nor R² are phenyl. In other words, R¹ and R² are each independently selected from optionally substituted phenyl groups and at least one of R¹ and R² is selected from substituted phenyl groups, preferably R¹ and R² are each independently selected from substituted phenyl groups. The inventors have observed that the presence of phenyl groups results in the stabilization of the compounds of the invention and, consequently, in a decrease of the activation potential, which corresponds to an increase of the reduction potential, of the viologen compounds. Optionally substituted phenyl groups are represented by formula (II):



wherein R_a, R_b, R_c, R_d and R_e are each independently selected from:

- H, halogen, cyano, nitro, alkyl, haloalkyl, haloalkoxy, (haloalkoxy)alkyl, arylalkyl, cycloalkyl, (cycloalkyl)alkyl and (heterocycloalkyl)alkyl, alkenyl, alkynyl, allyl, vinyl, aryl, substituted aryl, heteroaryl, substituted heteroaryl, -N(aryl)₂, -N(aryl)CO(aryl), -CO-aryl and -CO-substituted aryl;
- -OR⁹, -SR⁹, -S(O)R⁹, -S(O₂)R⁹, -S(O₂)NR⁹R¹⁰, -NR⁹R¹⁰, -NR⁹COR¹⁰, -NR⁹CO(aryl), -NR⁹aryl, -CH₂OR⁹, -CH₂SR⁹, -CH₂R⁹, -CO-R⁹ and -CO₂R¹⁰ wherein R⁹ and R¹⁰ are independently selected from H, alkyl, haloalkyl, arylalkyl, cycloalkyl, cycloalkylalkyl and heterocycloalkylalkyl;
- -S(O₂)NR¹¹R¹² and -NR¹¹R¹², wherein R¹¹ and R¹² form together with the nitrogen atom to which they are linked a saturated 5 to 7 membered heterocycloalkyl which may comprising in addition to the nitrogen atom one further heteroatom selected from oxygen, nitrogen and sulfur, and which may be optionally substituted by one or two groups, identical or different, selected from halogen, -R⁹, -OR⁹, and -NR⁹R¹⁰, wherein R⁹ and R¹⁰ are as defined above;
- -V-W-R¹³ wherein:
 - o V is selected from oxygen, -N(R⁹)-, sulfur, -S(O)- and -S(O₂)- wherein R⁹ is as defined above;
 - o W is alkylene, which may be substituted by a group selected from halogen and alkoxy; and
 - o R¹³ is selected from -OR⁹, -NR⁹(alkyl) and -SR⁹ wherein R⁹ is as defined above; and
- OC(O)-R¹⁴ wherein R¹⁴ is selected from alkyl, haloalkyl, alkenyl, -W-R¹³, and aryl group which may be substituted by 1 to 4 groups selected from halogen, -R⁹, -OR⁹, -SR⁹, -NR⁹R¹⁰, -NR¹¹R¹², -CO-R⁹, -CO₂R⁹ wherein R⁹, R¹⁰, R¹¹, R¹², R¹³ and W are as defined above.

[0040] In particular, R_a, R_b, R_c, R_d and R_e may be independently selected from H, halogen, cyano, nitro, hydroxyl, alkyl, preferably C₄-C₁₂ alkyl, haloalkyl, alkoxy, haloalkoxy, alkylthio, acyl, aroyl, alkoxy-carbonyl, cycloalkyl, allyl, aryl, benzyl, and heteroaryl. In a particular embodiment, at least one of R_a, R_b, R_c, R_d and R_e is not H. Preferably, at least one of R_a, R_b, R_c, R_d and R_e is selected from halogen, cyano, nitro, hydroxyl, haloalkyl, haloalkoxy, alkoxy-carbonyl, allyl, aryl and heteroaryl. Indeed, the inventors have found that such electron-withdrawing substituents stabilize the

radical cation which results in a decrease of the activation potential. In a preferred embodiment, R_e is H and at least one of R_a , R_b , R_c and R_d is not H, preferably at least one of R^a and R^b is not H.

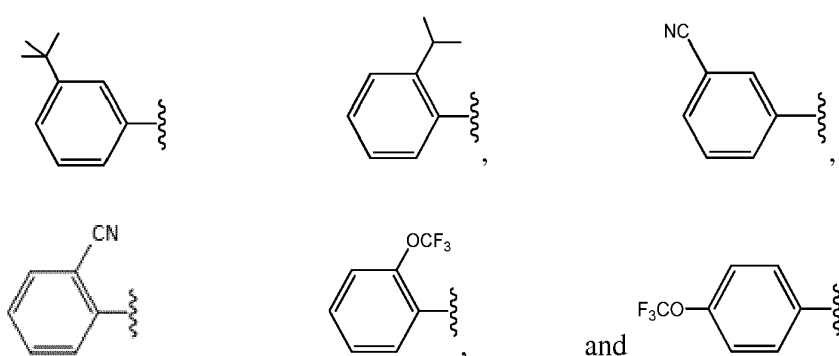
[0041] In a preferred variant; in particular in the case where R_1 and R^2 are chosen to be different, then at least one of R_1 and R^2 is of Formula (II), wherein R_e is H and at least one of R_a , R_b , R_c and R_d is not H, and may be independently selected from halogen, cyano, nitro, hydroxyl, C₁-C₁₂ alkyl, haloalkyl, alkoxy, haloalkoxy, alkoxy-carbonyl, cycloalkyl, allyl, aryl and heteroaryl.

[0042] In another preferred variant; in particular in the case where R_1 and R^2 are chosen to be different, and when m is 0, then at least one of R_1 and R^2 is of Formula (II), wherein R_e is H and at least one of R_a , R_b , R_c and R_d is not H, and may be independently selected from halogen, cyano, hydroxyl, C₁-C₁₂ alkyl, haloalkyl, alkoxy, haloalkoxy, alkoxy-carbonyl, cycloalkyl, allyl, and heteroaryl.

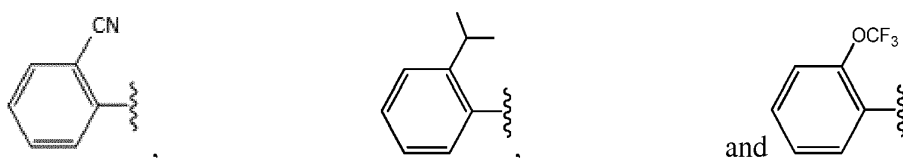
[0043] In another variant, in particular in the case where R_1 and R^2 are chosen to be identical and when m is 0, R_e is H and at least one of R_a , R_b , R_c and R_d is not H, and may be independently selected from halogen, cyano, nitro, hydroxyl, C₄-C₁₂ alkyl, haloalkyl, alkoxy, haloalkoxy, alkoxy-carbonyl, cycloalkyl, allyl, aryl and heteroaryl.

[0044] In another variant, in particular when m=0, then R_e is H and at least one of R_a , R_b , R_c and R_d is not H, and may be independently selected from halogen, cyano, hydroxyl, C₄-C₁₂ alkyl, haloalkyl, alkoxy, haloalkoxy, alkoxy-carbonyl, cycloalkyl, allyl, and heteroaryl

[0045] For example, at least one of R_a , R_b , R_c , R_d and R_e may be selected from methyl, *i*-propyl, *t*-butyl, cyano, trifluoromethoxy, preferably trifluoromethoxy. Thus, R^1 and R^2 may be independently selected from:

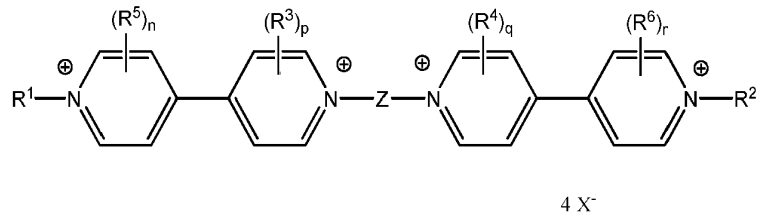


[0046] In a preferred embodiment, R^1 and R^2 are independently selected from substituted phenyl groups of formula (II) wherein R_c , R_d and R_e are H and R_a and R_b are as defined above provided that at least one of R_a and R_b is not H. In particular, R^1 and R^2 may be selected from:



[0047] Indeed, the Applicant found that the presence of a substituent in the ortho position of the phenyl group results in a hypsochromic effect compared to the meta position, which itself provides a hypsochromic effect compared to the para position. Indeed the maximum wavelength λ_{max} in the absorption spectrum for a similar compound is higher when the substituent is in the para position of the phenyl group, than in the meta position, and a fortiori than in the ortho position. Consequently, the present invention provides new electrochromic compounds that can have a wide range of colours in their coloured state, in particular in the low visible wavelength - i.e. a blue or green coloured state -, while presenting good stability and close oxido-reduction potential values to each other.

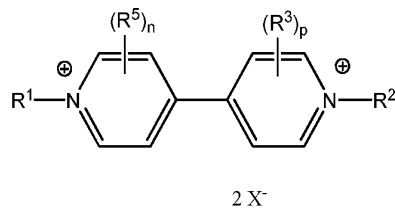
[0048] In a third embodiment, the present invention relates to compounds of formula (Ia):



10 (Ia)

wherein Z, R¹, R², R³, R⁴, R⁵, R⁶, n, p, q, r and X⁻ are as defined in formula (I). Preferably, R¹ and R² are independently selected from optionally substituted phenyl groups of formula (II) as defined in the second embodiment.

15 **[0049]** In a fourth embodiment, the present invention relates to compounds of formula (Ib):



25 (Ib)

wherein Z, R³, R⁴, R⁵, R⁶, n, p, q, r and X⁻ are as defined in formula (I) and R¹ and R² are independently selected from optionally substituted phenyl groups of formula (II) as defined in the second embodiment provided that at least one of R_a, R_b, R_c, R_d and R_e is not H. In particular, in the case where R₁ and R₂ are chosen to be identical, R_e is H and at least one of R_a, R_b, R_c and R_d is not H, and may be independently selected from halogen, cyano, nitro, hydroxyl, C₄-C₁₂ alkyl, haloalkyl, alkoxy, haloalkoxy, alkoxy carbonyl, cycloalkyl, allyl, aryl and heteroaryl.

30 **[0050]** In a particularly preferred embodiment, the compounds of the present invention are selected from the group consisting of:

35

Compound	Formula
40 1-1	<p style="text-align: center;">4 BF₄⁻</p>
45 1-2	<p style="text-align: center;">4 BF₄⁻</p>
50 1-3	<p style="text-align: center;">4 BF₄⁻</p>

55

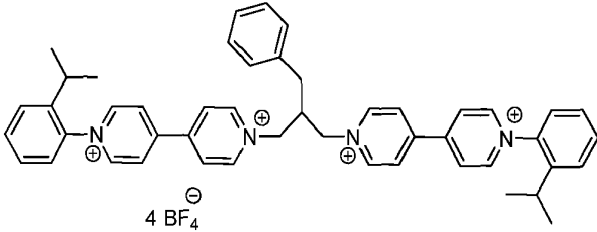
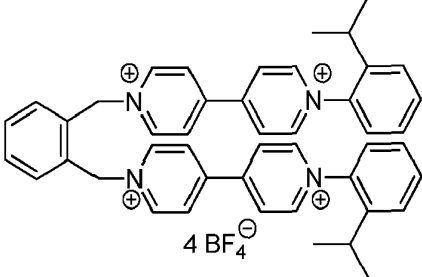
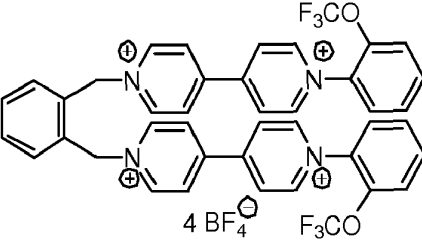
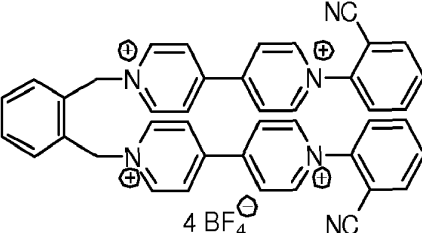
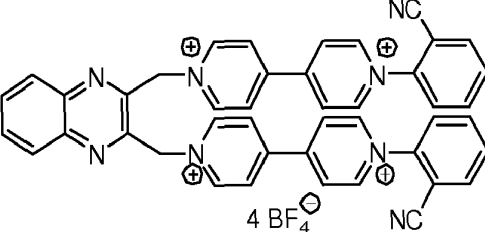
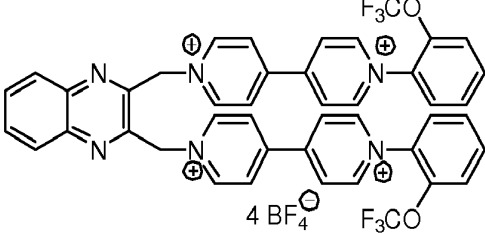
EP 2 848 667 A1

(continued)

Compound	Formula
5 1-4a	
10 1-4b	
15 1-5	
20 2-1	
25 30 2-2	
35 40 2-3	
45 2-4	
50 2-5	

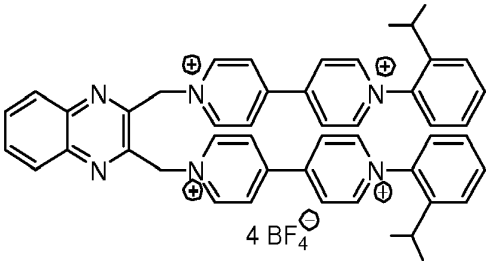
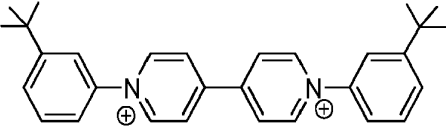
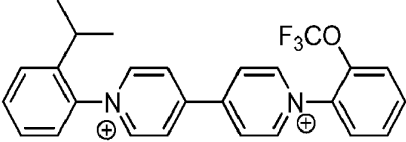
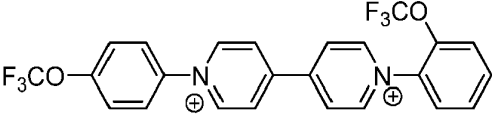
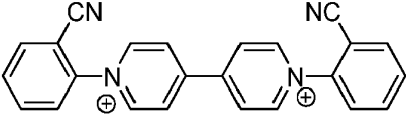
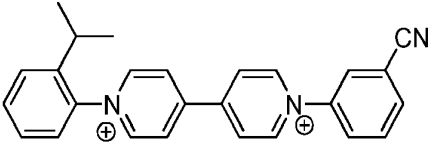
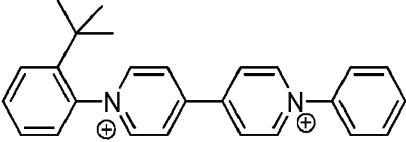
55

(continued)

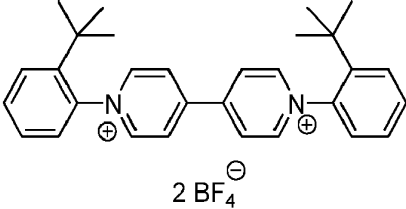
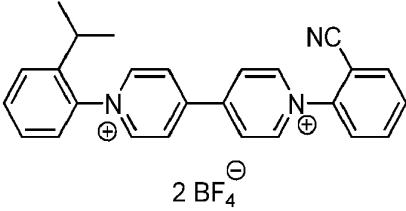
Compound	Formula
5 2-6 10	 <p>4 BF₄[⊖]</p>
15 2-7 20	 <p>4 BF₄[⊖]</p>
25 2-8 30	 <p>4 BF₄[⊖]</p>
35 2-9 40	 <p>4 BF₄[⊖]</p>
45 2-10 50	 <p>4 BF₄[⊖]</p>
55 2-11 60	 <p>4 BF₄[⊖]</p>

EP 2 848 667 A1

(continued)

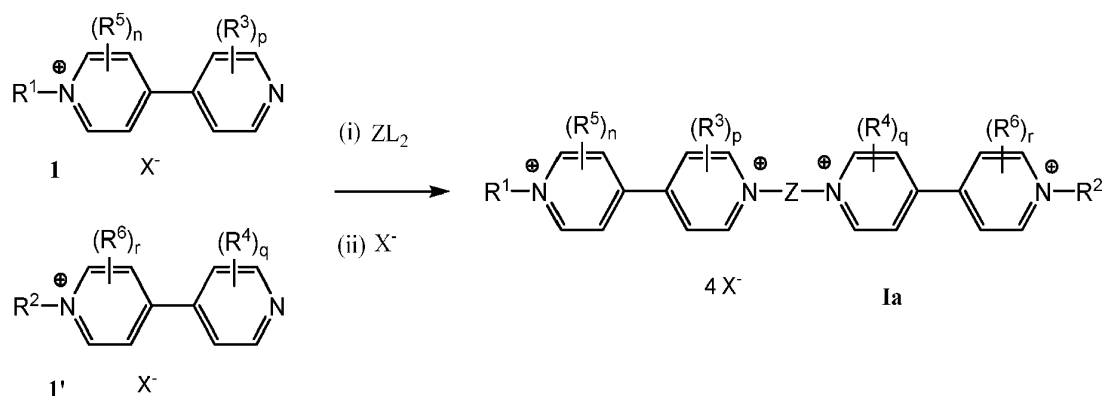
Compound	Formula
<p>5</p> <p>2-12</p> <p>10</p>	 <p>4 BF₄[⊖]</p>
<p>15</p> <p>3-1</p> <p>20</p>	 <p>2 BF₄[⊖]</p>
<p>25</p> <p>3-2</p>	 <p>2 BF₄[⊖]</p>
<p>30</p> <p>3-3</p>	 <p>2 BF₄[⊖]</p>
<p>35</p> <p>3-4</p> <p>40</p>	 <p>2 BF₄[⊖]</p>
<p>45</p> <p>3-5</p>	 <p>2 BF₄[⊖]</p>
<p>50</p> <p>3-6</p> <p>55</p>	 <p>2 BF₄[⊖]</p>

(continued)

Compound	Formula
3-7	
3-8	

[0051] Compounds represented by formula (I) may be prepared according to various methods well known in the art. However, the inventors have found a particularly advantageous method for preparing compounds of formula (I), in particular compounds of formula (Ia) having substituted phenyl terminal groups.

[0052] Therefore, the present invention relates to a method for preparing a compound of formula (Ia), comprising the step (i) of alkylation of two bipyridinium salts having non-nucleophilic counterion, such as a tetrafluoroborate as depicted by (1) or (1'), with a bifunctional alkylating agent of formula ZL_2 in which the leaving group L is selected from sulfonate and carboxylate groups such as methanesulfonate, p-toluenesulfonate, p-nitrobenzoate, trifluoromethanesulfonate (triflate), nonafluorobutanesulfonate (nonaflate) and pentafluorobenzenesulfonate. Of these, triflates are preferred, giving the mixed triflate tetrafluoroborate salt. Subsequent step (ii) is an anion exchange with an aqueous, such as aqueous $NaBF_4$, giving the double viologen product (Ia) as shown below in Scheme A.



[0053] In Scheme A, Z is a central core as defined above, and R^1 , R^2 , R^3 , R^4 , R^5 , R^6 are as defined above.

[0054] Further examples of synthesis of compounds according to the present invention are illustrated below.

[0055] The present invention also relates to electrochromic compositions comprising at least one compound of formula (I) as defined above as an oxidizing electrochromic compound. One or more additional oxidizing electrochromic compounds can be added to the composition of the invention so as to adapt the colour or the intensity of the coloured state of the composition. Said additional compound can be another compound of formula (I) or a different compound such as compatible dyes or pigments. For example, the additional oxidizing electrochromic compound can be selected from alkylviologens, arylviologens, alkylarylviologens or anthraquinone and derivatives. Preferably, the additional compound has a redox potential close to the compound of formula (I). The composition also comprises at least one reducing

compound. The reducing compound can be also an electrochromic compound. Example of reducing compounds include 5,10-dihydrophenazine, phenothiazine, phenoxazine, N,N,N',N'-tetramethyl-p-phenylenediamine, thioanthrene, tetrathiafulvalene, ferrocene and their derivatives.

[0056] The composition of the invention may comprise a fluid, mesomorphous or gel host medium in which the electrochromic compounds are preferably dissolved. The fluid or mesomorphous host medium is preferably selected from the group consisting of organic solvents, liquid crystals, polymers or liquid crystal polymers and mixtures thereof.

[0057] Suitable solvents are redox-inert solvents which cannot react with the electrochromic compounds of the composition. Examples of suitable solvents are ethylene carbonate, propylene carbonate, γ -butyrolactone, γ -valerolactone, acetonitrile, propionitrile, benzonitrile, glutaronitrile, methylglutaronitrile, dimethylformamide, N-methylpyrrolidone, sulfolane, 3-methyl sulfolane, benzene, toluene, methyl ethyl ketone, acetone, ethanol, tetrahydrofurfuryl alcohol, 2-methoxyethyl ether, xylene, cyclohexane, 3-methylcyclohexanone, ethyl acetate, ethyl phenylacetate, tetrahydrofuran, methanol, methyl propionate, ethylene glycol, ethylene carbonate, ionic liquids, and mixtures thereof. Preference is given to carbonate and particularly propylene carbonate.

[0058] The liquid crystal medium that may be used in the present invention includes, without being limited to, such materials as nematic or chiral nematic media.

[0059] The polymers that may be used in the present invention includes, without being limited to polymers which are soluble with the solvent, in particular PMMA or other acrylate polymers, polyurethane, polyethylene oxide, polypropylene oxide, polyvinyl acetate, poly(N-vinyl pyrrolidone), and polyvinylidene fluoride.

[0060] Alternatively a polymeric liquid crystal medium can be used as the host material. These liquid crystals, polymer polymeric liquid crystal media are generally used in combination with an organic solvent, for example one of the organic solvents mentioned above.

[0061] The present invention also relates to an electrochromic device comprising a compound of formula (I) or a composition according to the invention. Said device may be selected from an optical article, preferably an optical lens, or an optical filter, a window, preferably an aircraft window, a visor, a mirror and a display, in particular a segmented or matrix display. Preferably, the device of the invention is an optical article, more preferably an optical lens, and even more preferably an ophthalmic lens.

[0062] Non-limiting examples of ophthalmic lens include corrective and non-corrective lenses, including single vision or multi-vision lenses, which may be either segmented or non-segmented, as well as other elements used to correct, protect, or enhance vision, including without limitation contact lenses, intra-ocular lenses, magnifying lenses and protective lenses or visors. Non-limiting examples of display elements and devices include screens and monitors. Non-limiting examples of windows include automotive, marine and aircraft windows, filters, shutters, and optical switches.

[0063] A preferred device for holding the composition of the invention in a mechanically stable can comprise a pair of opposed substrates having a gap there between for receiving the mixture of the host medium and said compound or said composition of the present invention, and a frame for holding said pair of substrates adjacent one another.

[0064] Another device of the present invention comprises an optical component provided with at least one transparent cell juxtaposed in a parallel direction to the surface thereof, as disclosed in WO 2006/013250, each cell being tightly closed and containing said fluid, mesomorphous or gel host medium and said at least one compound of the present invention. Other devices according to the invention can be a device as described in FR 2937154 or FR2950710 comprising at least one compound of the invention.

EXAMPLES

[0065] This invention will be further illustrated by the following non-limiting examples which are given for illustrative purposes only and should not restrict the scope of the appended claims.

Example 1

Synthesis of compound 2-1: 1',1''-[Naphthalene-1,8-diyl-bis(methylene)]1-bis{1-(2-isopropylphenyl)-[4,4'-bipyridine]-1,1'-dium} tetrakis(tetrafluoroborate)

[0066] A mixture of 1-(2,4-dinitrophenyl)-4,4'-bipyridinium chloride (15 g, 41.8 mmol) and 2-isopropylaniline (16.95 g, 125.5 mmol) in water (300 mL) was refluxed for 4 h, then cooled, filtered and the filtrate washed with CHCl_3 three times. The CHCl_3 extracts were discarded and the water was removed under reduced pressure. The residue was washed with acetone to give 1-(2-isopropylphenyl)-4,4'-bipyridinium chloride (9.17 g, 91 %) as a yellow powder.

[0067] A solution of 1-(2-isopropylphenyl)-4,4'-bipyridinium chloride (5 g, 20.8 mmol) in water (40 mL) was added dropwise to NaBF_4 (6.8 g, 62 mmol) in water (40 mL). After stirring for 0.5 h the precipitate was filtered off and washed with the minimum of water to give 1-(2-Isopropylphenyl)-4,4'-bipyridinium tetrafluoroborate (5.25 g, 86 %) as a pale yellow powder.

[0068] A mixture of 1,8-bis(bromomethyl)naphthalene (0.75 g, 2.4 mmol) and 1-(2-isopropylphenyl)-4,4'-bipyridinium tetrafluoroborate (2.59 g, 7.1 mmol) in MeCN (30 mL) was refluxed for 6 h. The mixture was cooled, filtered, washed with MeCN (3 x 10 mL) and air dried to give 1',1''-[naphthalene-1,8-diyl-bis(methylene)]-bis{1-(2-isopropylphenyl)-[4,4'-bipyridine]-1,1'-dium} dibromide bis(tetrafluoroborate) (1.58 g, 64%) as brown needles.

5 **[0069]** 1',1''-[Naphthalene-1,8-diyl-bis(methylene)]-bis {1-(2-isopropylphenyl)-[4,4'-bipyridine]-1,1'-dium} dibromide bis(tetrafluoroborate) (1 g, 1 mmol) in hot water (15 mL) was added to NaBF₄ (1.06 g, 9.6 mmol) in water (30 mL). After stirring for 30 minutes the precipitate was filtered and washed with water to give, after drying, compound 2-1 (0.89 g, 88 %) as a pale yellow powder.

10 δ_{H} (400 MHz, CD₃OD-D₂O) 9.30 (4H, d, *J* = 6.8 Hz), 9.19 (4H, d, *J* = 6.8 Hz), 8.83 (4H, d, *J* = 6.8 Hz), 8.79 (4H, d, *J* = 6.8 Hz), 7.90 - 7.50 (10H, m), 7.26 (2H, d, *J* = 7.2 Hz), 6.69 (4H, s), 2.58 (2H, sept, *J* = 6.8 Hz), 1.27 (12H, d, *J* = 6.8 Hz).

Example 2

15 Synthesis of compound 2-2: 1',1''-[1,1'-Biphenyl-1,2,2'-diylbis(methylene)]bis(1-(2-isopropylphenyl)-[4,4'-bipyridine]-1,1'-dium) tetrakis(tetrafluoroborate)

[0070] A solution of 1-(2-isopropylphenyl)-4,4'-bipyridinium tetrafluoroborate (3.19 g, 2.9 mmol), obtained according to example 1, and 2,2'-bis(bromomethyl)-1,1'-biphenyl (1 g, 2.9 mmol) in MeCN (40 mL) was refluxed for 60 h, cooled, filtered, washed with Et₂O (2 x 50 mL) and air dried. The resulting powder was dissolved in MeOH (20 mL) and added dropwise to a solution of NaBF₄ (3.88 g, 35 mmol) in water (50 mL) with stirring. The solvent was reduced and decanted. The residue was dissolved in hot water (30 mL), cooled, decanted and dried under vacuum to give the compound 2-2 (1.61 g, 51%) as a yellow powder.

20 δ_{H} (400 MHz, D₂O) 9.15 (4H, d, *J* = 6.8 Hz), 8.54 (4H, d, *J* = 6.8 Hz), 8.49 (4H, d, *J* = 6.8 Hz), 8.30 (4H, d, *J* = 6.8 Hz), 7.76 (2H, d, *J* = 7.6 Hz), 7.64 (4H, bs), 7.57 (2H, t, *J* = 7.6 Hz), 7.41 (4H, bs), 7.28 (2H, t, *J* = 7.2 Hz), 6.70 (2H, *J* = 7.6 Hz), 5.82 (2H, d, *J* = 15 Hz), 5.61 (2H, d, *J* = 15 Hz), 2.41 (2H, sept, *J* = 6.8 Hz), 1.09 (12H, d, *J* = 6.8 Hz).

Example 3

30 Synthesis of compound 1-1: 1,1''-dihexyl-1,1''-[1,4-phenylenebis(methylene)]bis-4,4'-bipyridinium tetrakis(tetrafluoroborate)

[0071] A solution of 4,4'-bipyridine (40 g, 256 mmol) and 1-iodohexane (54.36 g, 256 mmol) in MeCN (200 mL) was heated at reflux. After 16 h the solvent was removed under reduced pressure and the residue dissolved in hot EtOH, cooled to 0°C for 3 h and then filtered. The filtrate was crystallised from EtOH to give 1,1'-dihexyl-4,4'-bipyridinium diiodide (14.6 g, 10 %). The solvent was removed under reduced pressure and the residue dissolved in hot DCM and hexane (1 L) was added, the mixture filtered and the process repeated. The resulting precipitate was filtered through silica using MeOH (0 - 3 % in DCM) as eluent. The first band was collected and the solvent removed under reduced pressure to give 1-hexyl-4,4'-bipyridinium iodide (57 g, 60 %) as a pale yellow powder.

35 **[0072]** A solution of 1-hexyl-4,4'-bipyridinium iodide (3.68 g, 10 mmol) and 1,4-di(bromomethyl)benzene (1.06 g, 4 mmol) in MeCN (30 mL) was heated at reflux for 4 h in the dark, cooled, filtered and the residue washed with MeCN to give 1,1''-dihexyl-1,1''-[1,4-phenylenebis(methylene)]bis-4,4'-bipyridinium dibromide diiodide (3.89 g, 82 %) as an orange powder that was used directed in the next step.

40 **[0073]** A solution of 1,1''-dihexyl-1,1''-[1,4-phenylenebis(methylene)]bis-4,4'-bipyridinium dibromide diiodide (1.5 g, 1.5 mmol) in MeOH (10 mL) was added dropwise to a solution of sodium tetrafluoroborate (1.04 g, 11.9 mmol) in water (20 mL) with stirring. The resulting mixture was stirred at room temperature for 10 min, filtered and the residue washed with water (10 mL) to give compound 1-1 (0.43 g, 31 %) as a yellow powder.

45 δ_{H} (400 MHz, DMSO-*d*₆) 9.47 (2H, d, *J* = 6.8 Hz), 9.36 (2H, d, *J* = 6.8 Hz), 8.77 (2H, d, *J* = 6.8 Hz), 8.72 (2H, d, *J* = 6.8 Hz), 7.70 (4H, s), 5.95 (4H, s), 4.69 (4H, t, *J* = 7.6 Hz), 1.98 (4H, br.t), 1.32 (12H, br.s), 0.88 (6H, t, *J* = 6.8 Hz).

50 **[0074]** Compounds 1-2 and 1-3 can be obtained by an analogous procedure using respectively 1,3-di(bromomethyl)- and 1,2-di(bromomethyl)- benzenes.

Example 4

55 Synthesis of compound 2-3: 1',1''-(Propane-1,3-diyl)bis{1-(2-isopropylphenyl)-[4,4'-bipyridine]-1,1'-dium} tetrakis(tetrafluoroborate)

[0075] A mixture of 1,3-diiodopropane (0.82 g, 2.8 mmol) and 1-(2-isopropylphenyl)-4,4'-bipyridinium tetrafluoroborate (2.5 g, 6.9 mmol) was refluxed in MeCN (30 mL). After 3 days the mixture was cooled, filtered and the residue washed

with MeCN to give 1',1'''-(propane-1,3-diyl)bis{1-(2-isopropylphenyl)-[4,4'-bipyridine]-1,1'-dium} bis(tetrafluoroborate) diiodide (1.93 g, 68 %) as a red powder.

[0076] 1',1'''-(Propane-1,3-diyl)bis{1-(2-isopropylphenyl)-[4,4'-bipyridine]-1,1'-dium} bis(tetrafluoroborate) diiodide (1 g, 0.98 mmol) in water-MeOH (20 mL, 1:1) was added dropwise to a solution of NaBF₄ (0.94 g, 8.5 mmol) in water (50 mL) to give in the same manner described for Example 1, compound 2-3 (0.77 g, 84 %) as an orange powder. δ_{H} (300 MHz, DMSO-*d*₆) 9.63 (4H, d, *J* = 6.9 Hz), 9.42 (4H, d, *J* = 6.9 Hz), 9.00 - 8.90 (8H, m), 7.80 - 7.50 (8H, m), 8.7.90 - 7.60 (8H, m), 4.87 (4H, t, *J* = 7.2 Hz), 2.83 (2H, quin, *J* = 7.2 Hz), 2.46 (2H, sept, *J* = 6.6 Hz), 1.21 (12H, d, *J* = 6.6 Hz).

Example 5

Synthesis of compound 2-4: 1',1'''-(Propane-1,3-diyl)bis{1-(2-(trifluoromethoxy)phenyl)-[4,4'-bipyridine]-1,1'-dium} tetrakis(tetrafluoroborate)

[0077] A solution of 1-(2-(trifluoromethoxy)phenyl)-4,4'-bipyridinium tetrafluoroborate (5.13 g, 12.7 mmol) and 1,3-diiodopropane (1.48 g, 5 mmol) in MeCN (40 mL) was heated at reflux for 24 h then cooled and diluted with Et₂O (30 mL). The mixture was stirred for 5 min then left to stand for 0.5 h and filtered. The residue was crystallised from MeOH at 4°C to give the mixed salt (2.18 g). This material was dissolved in MeOH-H₂O (10 ml, 1:1) and added dropwise to a solution of NaBF₄ (4.34 g, 39 mmol) in H₂O (30 mL) with stirring. Stirring was continued for 0.5 h. The mixture was filtered, washed with water (2 x 5 mL) and air dried to give compound 2-4 (1.51 g, 29%) as a yellow powder.

δ_{H} (300 MHz, DMSO-*d*₆) 9.31 (4H, d, *J* = 7.0 Hz), 9.20 (4H, d, *J* = 7.0 Hz), 8.72 (4H, d, *J* = 7.0 Hz), 8.64 (4H, d, *J* = 7.0 Hz), 7.90 - 7.60 (8H, m), 4.958 (4H, t, *J* = 7.8 Hz), 2.92 (2H, quin, *J* = 7.8 Hz).

δ_{F} (282 MHz, CD₃OD-D₂O) -59.10 - -59.26 (bs), -152.40 - -151.60 (bs).

Example 6

Synthesis of compound 2-5: 1',1'''-(Propane-1,3-diyl)bis{1-(4-(trifluoromethoxy)phenyl)-[4,4'-bipyridine]-1,1'-dium} tetrakis(tetrafluoroborate)

[0078] A mixture of 1,3-diiodopropane (1.12 g, 3.8 mmol) and 1-[4-(trifluoromethoxy)phenyl]-4,4'-bipyridinium tetrafluoroborate (3.68 g, 9.1 mmol) in MeCN (20 mL) was heated under reflux. After 16 h the mixture was cooled, filtered and the residue air dried to give 1',1'''-(propane-1,3-diyl)bis {1-(4-(trifluoromethoxy)phenyl)-[4,4'-bipyridine]-1,1'-dium} diiodide bis(tetrafluoroborate) (0.89 g, 20 %) as deep red needles.

[0079] A solution of 1',1'''-(propane-1,3-diyl)bis(1-(4-(trifluoromethoxy)phenyl)-[4,4'-bipyridine]-1,1'-dium) diiodide bis(tetrafluoroborate) (0.89 g, 0.75 mmol) in MeOH-H₂O (10 mL, 1:1) and added dropwise to a solution of NaBF₄ (1.64 g, 14.9 mmol) in H₂O (20 mL) with stirring. Stirring was continued for 0.5 h, the mixture filtered. The residue was dissolved in water-MeOH and the solvent was reduced in volume. The resulting precipitate was filtered, washed with cold MeOH (2 mL) and air dried to give 1',1'''-(propane-1,3-diyl)bis 1-(4-(trifluoromethoxy)phenyl)-[4,4'-bipyridine]-1,1'-dium}tetrakis (tetrafluoroborate) (0.32 g, 41 %) as an orange powder.

δ_{H} (400 MHz, CDgOD-D₂O) 9.45 (4H, d, *J* = 7.1 Hz), 9.30 (4H, d, *J* = 7.1 Hz), 8.80 (4H, d, *J* = 7.1 Hz), 8.75 (4H, d, *J* = 7.1 Hz), 8.03 (4H, d, *J* = 8.4 Hz), 7.75 (4H, d, *J* = 8.4 Hz), 5.03 (4H, t, *J* = 7.8 Hz), 2.98 (2H, quin, *J* = 7.8 Hz).

δ_{F} (376 MHz, CDgOD-D₂O) -58.77 (s), -151.60 - -151.80 (bs).

Example 7

Synthesis of compound 2-6: 1',1'''-(2-Benzylpropane-1,3-diyl)bis(1-(2-isopropylphenyl)-[4,4'-bipyridine]-1,1'-dium) tetrakis(tetrafluoroborate)

[0080] Bromine (11.26 g, 70 mmol) was added dropwise to a suspension of NaBH₄ (6.08 g, 160 mmol) in 1,2-dimethoxyethane (70 mL) under N₂ with stirring at -20°C. After the addition the mixture was stirred at 0 °C for 2 h, cooled to -5°C and diethyl 2-benzylmalonate (8 g, 32 mmol) was added. The mixture was allowed to warm to room temperature overnight, cautiously poured onto HCl (1 M, 100 mL) and EtOAc (100 mL) with rapid stirring at 5 °C. The aqueous phase was separated and extracted with EtOAc (100 mL). The combined organic phases were washed with Na₂CO₃ (2 x 100 mL), water (100 mL), dried (Na₂SO₄) and the solvent removed under reduced pressure. The residue was filtered through silica using EtOAc (40 - 100% in hexanes) as eluent. The third band (*R*_f = 0.05; 40% EtOAc in hexanes) was collected and the solvent removed under reduced pressure to give 2-Benzylpropane-1,3-diol (2.87 g, 54 %) as a colourless oil which solidified on standing.

δ_{H} (400 MHz, CDCl₃) 7.10 - 7.4 (5H, m), 3.83 (2H, dd, *J* = 4, 11 Hz), 3.69 (2H, dd, *J* = 7, 11 Hz), 2.64 (2H, d, *J* = 7 Hz), 2.35 (2H, bs), 2.02 - 2.16 (1H, m).

δ_c (100 MHz, $CDCl_3$) 139.85, 129.01, 128.48, 126.17, 65.64, 43.84.

[0081] Pyridine (1.57 g, 19.8 mmol) was added dropwise to a solution of triflic anhydride (5.60 g, 19.8 mmol) and 2-benzylpropane-1,3-diol (1.5 g, 9 mmol) in DCM (50 mL) at 0°C with stirring. Stirring was continued for 1 h and the resulting mixture poured into water (100 mL), separated and the aqueous phase extracted with DCM (2 x 50 mL). The combined organic phases were dried (Na_2SO_4) and the solvent removed under reduced pressure. The residue was filtered through a short plug of silica using DCM as eluent and the solvent removed under reduced pressure to give the 2-Benzylpropane-1,3-diyl bis(trifluoromethanesulfonate) (3.35 g, 86%) as a colourless oil.

δ_H (400 MHz, $CDCl_3$) 7.10 - 7.50 (5H, m), 4.60 (2H, dd, $J = 4, 11$ Hz), 4.50 (2H, dd, $J = 7, 11$ Hz), 2.82 (2H, d, $J = 7$ Hz), 2.55 - 2.70 (1H, m).

δ_F (376 MHz, $CDCl_3$) -74.25.

[0082] A solution of *N*-(2-isopropylphenyl)-4-(4-pyridyl)pyridinium tetrafluoroborate (2.79 g, 7.7 mmol) and 2-benzylpropane-1,3-diyl bis(trifluoromethanesulfonate) (1.50 g, 3.5 mmol) in MeCN (40 mL) was heated at reflux for 24 h, cooled and the solvent removed under reduced pressure. The residue was crystallised from hot EtOH, filtered, washed with EtOH and air dried to give the 1',1''-(2-Benzylpropane-1,3-diyl)bis(1-(2-isopropylphenyl)-[4,4'-bipyridine]-1,1'-dium) bis(triflate) bis(tetrafluoroborate) (2.20 g, 55%) as a colourless powder.

δ_H (400 MHz, CD_3OD-D_2O) 9.30 (4H, d, $J = 7.2$ Hz), 9.23 (4H, d, $J = 7.2$ Hz), 8.74 (4H, d, $J = 7.2$ Hz), 8.60 (4H, d, $J = 7.2$ Hz), 7.74 - 8.87 (4H, m), 7.54 - 7.66 (4H, m), 7.15 (5H, br.s), 4.90 - 5.22 (4H, m), 3.67 - 3.80 (1H, m), 3.09 (2H, d, $J = 7.2$ Hz), 2.52 - 2.66 (2H, m), 1.28 (12H, d, $J = 7.2$ Hz).

δ_F (376 MHz, CD_3OD-D_2O) -79.65 (br.s) and -151.81 - -151.92 (br.s).

[0083] A solution of 1',1''-(2-benzylpropane-1,3-diyl)bis(1-(2-isopropylphenyl)-[4,4'-bipyridine]-1,1'-dium) bis(triflate) bis(tetrafluoroborate) (1.5 g, 1.3 mmol) in water-MeOH (10 mL, 1:1) was added dropwise to a solution of $NaBF_4$ (1.43 g, 13 mmol) in water (30 mL) with stirring. The mixture was heated to dissolution, cooled with rapid stirring, filtered and the residue crystallised from hot water, filtered, washed with water (2 x 5 mL) and air dried. The residue was again added to $NaBF_4$ (1.43 g, 13 mmol) in water (30 mL) and heated to dissolution, cooled, filtered, crystallised from hot water, filtered and air dried to give compound 2-6 (1.01 g, 75 %) as a cream powder.

δ_H (400 MHz, CD_3OD-D_2O) 9.27 (4H, d, $J = 7.2$ Hz), 9.20 (4H, d, $J = 7.2$ Hz), 8.72 (4H, d, $J = 7.2$ Hz), 8.57 (4H, d, $J = 7.2$ Hz), 7.75 - 7.83 (4H, m), 7.55 - 7.63 (4H, m), 7.130 (5H, br.s), 4.94 - 5.19 (4H, m), 3.63 - 3.81 (1H, m), 3.08 (2H, d, $J = 7.2$ Hz), 2.49 - 2.66 (2H, m), 1.26 (12H, d, $J = 7.2$ Hz).

δ_F (376 MHz, CD_3OD-D_2O) - -152.36 - -152.46 (br.s).

Example 8

Synthesis of compound 2-7: 1',1''-[1,2-Phenylenebis(methylene)]bis[1-(2-isopropylphenyl)-[4,4'-bipyridine]-1,1'-dium] tetrakis(tetrafluoroborate)

[0084] A solution of 1-(2-isopropylphenyl)-4,4'-bipyridinium tetrafluoroborate (3.43 g, 9.5 mmol) and 1,2-bis(bromomethyl)benzene (1.00 g, 3.8 mmol) in MeCN (40 mL) was heated at reflux for 16 h. After cooling the mixture was filtered, washed with MeCN (2 x 5 mL) and air dried. The resulting hygroscopic yellow solid was dissolved in water (20 mL) and added dropwise to a solution of $NaBF_4$ (2.50 g, 22.7 mmol) in water (30 mL) with stirring. The resulting mixture was heated to dissolution, cooled to room temperature with rapid stirring, filtered, washed with water (2 x 5 mL) and air dried to give compound 2-7 (1.40 g, 37 %) as a colourless powder.

δ_H (400 MHz, CD_3OD-D_2O), 9.27 (4H, d, $J = 6.5$ Hz), 9.20 (4H, d, $J = 6.5$ Hz), 8.80 (4H, d, $J = 6.5$ Hz), 8.76 (4H, d, $J = 6.5$ Hz), 7.790 (4H, br.s), 7.65 - 7.75 (2H, m), 7.58 (4H, br.s), 7.40 - 7.50 (2H, m), 6.20 (4H, s), 2.57 (2H, m) and 1.25 (12H, d, $J = 6.8$ Hz)

δ_F , (376 MHz, CD_3OD-D_2O), -151.12 - -151.27 (br.s)

Example 9

Synthesis of compound 2-8: 1',1''-[1,2-Phenylenebis(methylene)]bis[1-(2-(trifluoromethoxy)phenyl)-[4,4'-bipyridine]-1,1'-dium]tetrakis(tetrafluoroborate)

[0085] A solution of 1-[2-(trifluoromethoxy)phenyl]-4,4'-bipyridinium tetrafluoroborate (3.83 g, 9.5 mmol) and 1,2-bis(bromomethyl)benzene (1.00 g, 3.8 mmol) in MeCN (40 mL) was heated at reflux for 16 h. After cooling, the mixture was filtered, washed with MeCN (2 x 5 mL) and air dried. The resulting yellow solid was dissolved in water (20 mL) and added dropwise to a solution of $NaBF_4$ (2.50 g, 22.7 mmol) in water (30 mL) with stirring. Stirring was continued for 0.5 h and the resulting precipitate filtered, washed with water (2 x 5 mL) and air dried to give compound 2-8 (1.73 g, 43 %) as a colourless powder.

δ_H (400 MHz, CD_3OD-D_2O), 9.43 (4H, d, $J = 6.8$ Hz), 9.23 (4H, d, $J = 6.8$ Hz), 8.88 (4H, d, $J = 6.8$ Hz), 8.79 (4H, d, $J = 6.8$ Hz), 7.79 (4H, d, $J = 6.8$ Hz), 7.65 - 7.75 (2H, m), 7.58 (4H, br.s), 7.40 - 7.50 (2H, m), 6.20 (4H, s), 2.57 (2H, m) and 1.25 (12H, d, $J = 6.8$ Hz)

EP 2 848 667 A1

= 6.8 Hz), 7.93 - 8.01 (4H, m), 7.82 - 7.88 (4H, t, $J = 7.6$ Hz), 7.67 - 7.74 (2H, m), 7.40 - 7.48 (2H, m) and 6.23 (4H, s)
 δ_F , (376 MHz, CD₃OD-D₂O), -58.98 (s), 151.87 - -151.97 (br.s)

Example 10

5

Synthesis of compound 1-4a: 1,3-Bis(1'-hexyl-4,4'-bipyridinium-1-yl)propane tetrakis(tetrafluoroborate)

10

[0086] A solution of 1-hexyl-4,4'-bipyridinium iodide (1.68 g, 4.6 mmol) and 1,3-diiodopropane (0.60 g, 0.45 mmol) in MeCN (50 mL) was heated at reflux for 4 days. The mixture was cooled, then filtered and the residue washed with DCM to give 1,3-Bis(1'-hexyl-4,4'-bipyridinium-1-yl)propane tetraiodide (1.29 g, 62 %) as an orange powder.

[0087] A solution of 1,3-bis(1'-hexylbipyridinium-1-yl)propane tetraiodide (1.00 g, 0.97 mmol) in H₂O (50 mL) was added dropwise to a solution of sodium tetrafluoroborate (1.28 g, 11.6 mmol) in water (20 mL). The resulting mixture was stirred at room temperature for 10 min, filtered and washed with water (20 mL) to give compound 1-4a (0.21 g, 25 %) as an orange powder.

15

δ_H (400 MHz, DMSO-*d*₆) 9.50 - 9.30 (8H, m), 8.85 (4H, d, $J = 6.8$ Hz), 8.79 (4H, d, $J = 6.8$ Hz), 4.82 (4H, t, $J = 7.2$ Hz), 4.70 (4H, t, $J = 7.2$ Hz), 2.90 - 2.70 (2H, m), 2.10 - 1.90 (4H, m), 1.40 - 1.20 (12H, m), 0.88 (6H, t, $J = 6.8$ Hz).

[0088] Compound 1-4b can be obtained through an identical procedure by substituting the counterion with ClO₄⁻.

Example 11

20

Synthesis of compound 1-5: 1,4-Bis(1'-hexyl-4,4'-bipyridinium-1-yl)butane tetrakis(tetrafluoroborate)

25

[0089] A solution of 1-hexylbipyridinium iodide (3.68 g, 10 mmol) and 1,4-diiodobutane (1.24 g, 4 mmol) in MeCN (80 mL) was heated at reflux for 2 weeks. The mixture was cooled, then filtered and the residue washed with MeCN to give 1,4-Bis(1'-hexyl-4,4'-bipyridinium-1-yl)butane tetraiodide (3.32 g, 79 %) as an orange powder.

[0090] A solution of 1,4-bis(1'-hexyl-4,4'-bipyridinium-1-yl)butane tetraiodide (3 g, 2.9 mmol) in warm (50°C) H₂O (10 mL) was added dropwise to a solution of sodium tetrafluoroborate (2.52 g, 23 mmol) in water (10 mL) at 0°C with stirring. The resulting mixture was stirred at room temperature for 10 min. Water (150 mL) was added and heating was continued until dissolution was complete. The solution was cooled to 0°C, filtered, washed with water (2 x 10 mL) and filtered to give compound 1-5 (2.54 g, 63%) as an orange powder.

30

δ_H (400 MHz, DMSO-*d*₆) 9.50 - 9.20 (8H, m), 8.90 - 8.70 (8H, m), 4.77 (4H, br.s), 4.70 (4H, t, $J = 7.6$ Hz), 2.10 (4H, br.s), 1.99 (4H, br.s), 1.33 (12H, br.s), 1.00 - 0.80 (6H, m).

Example 12

35

Synthesis of Compound 2-9: 1',1''-[1,2-Phenylenebis(methylene)]bis{1-(2-cyanophenyl)-[4,4'-bipyridine]-1,1'-dium}tetrakis(tetrafluoroborate)

40

[0091] A solution of 1-(2-cyanophenyl)-4,4'-bipyridinium tetrafluoroborate (2 g, 5.8 mmol) and 1,2-bis(bromomethyl)benzene (0.61 g, 2.3 mmol) in MeCN (40 mL) was heated at reflux for 16 h, cooled and filtered. The product was washed with MeCN (2 x 5 mL) and air dried. The resulting solid and NaBF₄ (2.64 g, 30 mmol) were heated in water (100 mL) and MeOH (100 mL) until dissolution, filtered through celite, cooled and the solvent reduced. The resulting precipitate was filtered, washed with water (2 x 30 mL) and air dried to give Compound 2-9 (1.41 g, 63 %) as a cream powder.

45

δ_H (400 MHz, DMSO-*d*₆) 9.83 (4H, d, $J = 6.5$ Hz), 9.47 (4H, d, $J = 6.5$ Hz), 9.11 (4H, d, $J = 6.5$ Hz), 9.00 (4H, d, $J = 6.5$ Hz), 8.38 (2H, d, $J = 7.6$ Hz), 8.10 - 8.25 (4H, m), 8.03 (2H, t, $J = 7.2$ Hz), 7.50 - 7.65 (2H, m), 7.25 - 7.35 (2H, m), 6.24 (s, 4H).
 δ_F (376 MHz, DMSO-*d*₆) -148.0 - -148.2 (br.s).

Example 13

50

Synthesis of Compound 2-10: 1',1''-[Quinoxaline-2,3-diylbis(methylene)]bis{1-(2-cyanophenyl)-[4,4'-bipyridine]-1,1'-dium}tetrakis(tetrafluoroborate)

55

[0092] A solution of 1-(2-cyanophenyl)-4,4'-bipyridinium tetrafluoroborate (2.73 g, 7.9 mmol) and 2,3-bis(bromomethyl)quinoxaline (1.00 g, 3.2 mmol) in MeCN (40 mL) was heated at reflux for 16 h, and cooled. The product was filtered, washed with MeCN (2 x 5 mL) and air dried. The green solid in hot water (40 mL) and MeOH (40 mL) was added dropwise to NaBF₄ (4.18 g, 38 mmol) in water (40 mL) with stirring. The mixture was heated to dissolution, filtered through celite, cooled, then filtered, washed with water (2 x 10 mL) and air dried. The residue was crystallised from hot

EP 2 848 667 A1

water-MeOH, filtered washed with MeOH (5 mL) and air dried to give Compound 2-10 (1.47 g, 48 %) as a pale yellow powder.

δ_{H} (400 MHz, DMSO- d_6) 9.60 (4H, d, $J = 6.8$ Hz), 9.44 (4H, d, $J = 6.8$ Hz), 9.01 (4H, d, $J = 6.8$ Hz), 8.93 (4H, d, $J = 6.5$ Hz), 8.26 (2H, d, $J = 7.5$ Hz), 8.00 - 8.20 (6H, m), 7.80 - 7.95 (4H, m) and 6.72 (4H, m).

5 δ_{F} (376 MHz, DMSO- d_6) -151.1 - -151.2 (br.s).

Example 14

10 Synthesis of Compound 2-11: 1',1'''-[Quinoxaline-2,3-diylbis(methylene)]bis{1-(2-(trifluoromethoxy)phenyl)-[4,4'-bipyridine]-1,1'-dium}tetrakis(tetrafluoroborate)

[0093] A solution of 1-(2-trifluoromethoxyphenyl)-4,4'-bipyridinium tetrafluoroborate (3.07 g, 7.9 mmol) and 2,3-bis(bromomethyl)quinoxaline (1.00 g, 3.2 mmol) in MeCN (40 mL) was heated at reflux for 16 h then cooled. The product was filtered, washed with MeCN (2×5 mL) and air dried. The green solid in hot water (30 mL) and MeOH (20 mL) was

15 added dropwise to NaBF_4 (4.18 g, 38 mmol) in water (30 mL) with stirring. Stirring was continued for 0.5 h and the resulting precipitate filtered and washed with water (2×10 mL). The residue was crystallised from hot water-MeOH, filtered and washed with MeOH (5 mL) and air dried to give Compound 2-11 (2.25 g, 67 %) as lime green plates.

δ_{H} (400 MHz, DMSO- d_6) 9.81 (4H, d, $J = 6.5$ Hz), 9.50 (4H, d, $J = 6.5$ Hz), 9.15 (4H, d, $J = 6.5$ Hz), 9.11 (4H, d, $J = 6.5$ Hz), 8.13 (2H, d, $J = 7.7$ Hz), 7.80 - 8.05 (10H, m) and 6.65 (4H, s).

20 δ_{F} (376 MHz, DMSO- d_6) -57.03 (s) and -148.1 - -148.2 (br.s).

Example 15

25 Synthesis of Compound 2-12: 1',1'''-[Quinoxaline-2,3-diylbis(methylene)]bis{1-(2-isopropylphenyl)-[4,4'-bipyridine]-1,1'-dium}tetrakis(tetrafluoroborate)

[0094] A solution of 1-(2-isopropylphenyl)-4,4'-bipyridinium tetrafluoroborate (2.07 g, 7.9 mmol) and 2,3-bis(bromomethyl)quinoxaline (1.00 g, 3.2 mmol) in MeCN (40 mL) was heated at reflux for 16 h, cooled. The product was filtered, washed with MeCN (2×5 mL) and air dried. The yellow solid and NaBF_4 (4.18 g, 38 mmol) were heated to dissolution

30 in water (20 mL) and MeOH (10 mL), and cooled. The product was filtered, washed with water (2×5 mL), acetone (4 mL) and air dried to give Compound 2-12 (1.28 g, 37 %) as a pale yellow powder.

δ_{H} (400 MHz, DMSO- d_6) 9.69 (4H, d, $J = 6.5$ Hz), 9.49 (4H, d, $J = 6.5$ Hz), 9.00 - 9.20 (8H, m), 7.70 - 7.95 (10H, m), 7.55 - 7.65 (2H, m), 6.51 (4H, s), 2.48 (2H, m) and 1.24 (12H, t, $J = 7.2$ Hz).

35 δ_{F} (376 MHz, DMSO- d_6) -148.1 - -148.2 (br.s).

Example 16

Synthesis of Compound 3-1: 1,1'-Bis-(3-*tert*-butylphenyl)-4,4'-bipyridinium bis(tetrafluoroborate)

40 **[0095]** A solution of 1,1'-bis-(2,4-dinitrophenyl)-4,4'-bipyridinium dichloride (3 g, 5.3 mmol) in hot water (50 mL) was added dropwise to a refluxing solution of 3-*tert*-butylaniline (4.78 g, 32 mmol) in water (50 mL). The resulting mixture was heated at reflux for 2 h, cooled, washed with CHCl_3 (3×50 mL) and the solvent removed under reduced pressure. The residue was dissolved in MeOH and acetone was added. The resulting precipitate was filtered and washed with acetone to give 1,1'-Bis-(3-*tert*-butylphenyl)-4,4'-bipyridinium dichloride (1.85 g, 70 %) as a pale yellow powder that was

45 used directly in the next stage.
[0096] A solution of 1,1'-bis-(3-*tert*-butylphenyl)-4,4'-bipyridinium dichloride (1.5 g, 3 mmol) in hot water-MeOH (20 mL) was added dropwise to a solution of sodium tetrafluoroborate (2.01 g, 18 mmol) in water (20 mL) at room temperature with stirring. The resulting mixture was stirred at room temperature for 10 min and filtered. The product was washed with water (10 mL), air dried and crystallized from hot MeOH. On cooling to 0 °C the precipitated product was filtered

50 off and washed with MeOH to give Compound 3-1 (1.10 g, 61 %) as a pale yellow powder.

δ_{H} (400 MHz, DMSO- d_6) 9.39 (4H, d, $J = 6.4$ Hz), 8.79 (4H, d, $J = 6.4$ Hz), 7.80 - 7.95 (4H, m), 7.57 - 7.75 (4H, m) and 1.39 (18H, s).

δ_{F} (376 MHz, DMSO- d_6) -155.4 - -155.8 (bs).

55

Example 17

Synthesis of Compound 3-2: 1-(2-Trifluoromethoxyphenyl)-1'-(2-isopropylphenyl)-4,4'-bipyridinium bis(tetrafluoroborate)

5

[0097] A solution of 1-(2-isopropylphenyl)-4,4'-bipyridinium tetrafluoroborate (4 g, 11 mmol) and 2,4-dinitrophenyl p-toluenesulfonate (6.94 g, 20.5 mmol) in MeCN (40 mL) was heated at reflux for 2 days. The solvent was reduced, the residue was chilled to 0 °C and the resulting precipitate filtered, washed with cold MeCN (5 mL) and air dried to give 1-(2,4-dinitrophenyl)-1'-(2-isopropylphenyl)-4,4'-bipyridinium ditosylate (3.00 g, 35 %). The solvent was removed and the residue dissolved in water-CHCl₃ (200 mL, 1:1), conc. HCl (0.8 mL) was added and the mixture filtered. The residue was dissolved in hot MeOH-water (80 mL, 1:1) and filtered into a solution of NaBF₄ (7.47 g, 68 mmol) in water (100 mL) with rapid stirring. After 0.5 h the resulting precipitate was filtered, washed with water (2 × 10 mL) and air dried to give 1-(2,4-Dinitrophenyl)-1'-(2-isopropylphenyl)-4,4'-bipyridinium bis(tetrafluoroborate) (2.72 g, 40 %) as a pale yellow powder.

[0098] A solution of 1-(2,4-dinitrophenyl)-1'-(2-isopropylphenyl)-4,4'-bipyridinium bis(tetrafluoroborate) (1.44 g, 2.3 mmol) and 2-trifluoromethoxyaniline (0.83 g, 4.7 mmol) in MeOH (30 mL) was heated at reflux for 2 days. The mixture was cooled, poured into water (200 mL) and washed with CHCl₃ (3 × 100ml) and the solvent removed under reduced pressure. The residue was triturated with EtOH to give Compound 3-2 (1.10 g, 77 %) as a pale yellow powder.

δ_{H} (300 MHz, CD₃OD) 9.56 (2H, d, *J* = 6.9 Hz), 9.42 (2H, d, *J* = 6.9 Hz), 8.96 (2H, d, *J* = 6.9 Hz), 8.91 (2H, d, *J* = 6.9 Hz), 7.91 - 9.10 (2H, m), 7.73 - 7.89 (4H, m), 7.52 - 7.70 (2H, m), 2.64 (1H, m), 1.30 (6H, d, *J* = 6.8 Hz).
 δ_{F} (282 MHz, CD₃OD) -59.49 (s), -154.05 - 154.15 (br.s).

Example 18

Synthesis of Compound 3-3: 1-(2-Trifluoromethoxyphenyl)-1'-(4-trifluoromethoxyphenyl)-4,4'-bipyridinium bis(tetrafluoroborate)

[0099] A solution of 1-(2-trifluoromethoxyphenyl)-4,4'-bipyridinium tetrafluoroborate (2.30 g, 5.7 mmol) and 2,4-dinitrophenyl p-toluenesulfonate (2.87 g, 8.5 mmol) in MeCN (40 mL) was heated at reflux for 16 h. The solvent was removed under reduced pressure and the residue dissolved in water (200 mL), washed with CHCl₃ (3 × 50 mL). The solvent was removed under reduced pressure, the residue washed with EtOH and air dried to give 1-(2,4-Dinitrophenyl)-1'-(2-trifluoromethoxyphenyl)-4,4'-bipyridinium bis(tetrafluoroborate)

(1.42 g, 38 %) as a lime-coloured powder.

[0100] A solution of 1-(2,4-dinitrophenyl)-1'-(2-trifluoromethoxyphenyl)-4,4'-bipyridinium bis(tetrafluoroborate) (1.42 g, 2.2 mmol) and 4-trifluoromethoxyaniline (1.15 g, 6.5 mmol) in MeOH (20 mL) was heated at reflux for 2 h, cooled and the solvent removed under reduced pressure. The residue was twice triturated with hot EtOH. After cooling the product was filtered and air dried to give Compound 3-3 (1.04 g, 74 %) as a cream powder.

δ_{H} (300 MHz, CD₃OD) 9.45 - 9.65 (4H, m), 8.80 - 9.03 (4H, m), 7.66 - 8.17 (8H, m).
 δ_{F} (282 MHz, CD₃OD) -59.49 (s), -59.52 (s), -154.00 - 154.10 (br.s).

Example 19

Synthesis of Compound 3-4: 1,1'-Bis-(2-cyanophenyl)-4,4'-bipyridiniumbis(tetrafluoroborate)

[0101] A solution of 1,1'-bis-(2,4-dinitrophenyl)-4,4'-bipyridinium dichloride (8 g, 14.3 mmol) in hot water (150 mL) was added dropwise to a refluxing solution of 2-aminobenzonitrile (10.1 g, 85.6 mmol) in water (150 mL). The resulting mixture was heated at reflux for 16 h, then cooled. The product was filtered, washed with CHCl₃ (3 × 100 mL) and the solvent removed under reduced pressure. The residue was washed with acetone to give 1,1'-Bis-(2-cyanophenyl)-4,4'-bipyridinium dichloride (5.96 g, 97 %) as a tan powder.

[0102] A solution of 1,1'-bis-(2-cyanophenyl)-4,4'-bipyridinium dichloride (2 g, 4.6 mmol) in MeOH (20 mL) was added dropwise to a solution of sodium tetrafluoroborate (3.06 g, 27.8 mmol) in water (150 mL) with stirring. The resulting mixture was stirred at room temperature for 0.5 h, then filtered and washed with water (20 mL). Trituration with hot EtOH gave Compound 3-4 (1.99 g, 80 %) as a tan powder.

δ_{H} (300 MHz, DMSO-*d*₆) 9.85 (4H, d, *J* = 6.7 Hz), 9.22 (4H, d, *J* = 6.7 Hz), 8.36 (2H, d, *J* = 7.5 Hz), 8.10 - 8.25 (4H, m),

8.96 - 8.08 (2H, m).

δ_F (282 MHz, DMSO- d_6) -148.2 - -148.4 (br.s).

Example 20

5

Synthesis of Compound 3-5: 1-(3-Cyanophenyl)-1'-(2-isopropylphenyl)-4,4'-bipyridinium bis(tetrafluoroborate)

[0103] A solution of 1-(2,4-dinitrophenyl)-1'-(2-isopropylphenyl)-4,4'-bipyridinium bis(tetrafluoroborate) (1.5 g, 2.4 mmol) and 3-aminobenzonitrile (0.57 g, 4.8 mmol) in MeOH-EtOH (40 mL, 1:1) was heated at reflux for 3 h, cooled and the solvent removed under reduced pressure. The residue was triturated with hot EtOH, cooled and filtered to give Compound 3-5 (1.25 g, 93 %) as a pale yellow powder.

10

δ_H (300 MHz, CD₃OD) 9.52 (2H, d, J = 6.9 Hz), 9.33 (2H, d, J = 6.9 Hz), 8.84 - 8.97 (4H, m), 8.36 - 8.43 (1H, m), 8.17 - 8.32 (2H, m), 7.98 - 8.08 (1H, t, J = 8 Hz), 7.74 - 7.84 (2H, m), 7.55-7.67 (2H, m), 2.61 (1H, m), 1.28 (6H, d, J = 6.8 Hz).

δ_F (282 MHz, CD₃OD) -152.33 - 152.45 (br.s).

15

Example 21

Synthesis of Compound 3-6: 1-(2-tert-Butylphenyl)-1'-phenyl-4,4'-bipyridinium bis(tetrafluoroborate)

[0104] A solution of 1-(2,4-dinitrophenyl)-4,4'-bipyridinium chloride (5 g, 13.9 mmol) and 2-tert-butylaniline (6.23 g, 41.9 mmol) in water (150 mL) was heated at reflux for 7 days. After cooling, the mixture was filtered and washed with CHCl₃ (3 × 100 mL). The solvent was removed under reduced pressure and the residue washed with acetone to give 1-(2-tert-Butylphenyl)-4,4'-bipyridinium chloride (3.14 g, 69 %) as a pale yellow powder.

20

[0105] A solution of 1-(2-tert-butylphenyl)-4,4'-bipyridinium chloride (3.1 g, 9.5 mmol) in water (30 mL) was added dropwise to a solution of NaBF₄ (3.15 g, 28.6 mmol) in water (30 mL) with stirring. The mixture was stirred for 0.5 h and filtered. The residue was washed with water (10 mL) and air dried to give 1-(2-tert-Butylphenyl)-4,4'-bipyridinium tetrafluoroborate (3.08 g, 86 %) as a colourless powder.

25

[0106] A solution of 1-(2-tert-butylphenyl)-4,4'-bipyridinium tetrafluoroborate (2.61 g, 6.9 mmol) and 2,4-dinitrophenyl p-toluenesulfonate (3.52 g, 10.4 mmol) in MeCN (30 mL) was heated at reflux for 24 h. After cooling the mixture was filtered and washed with MeCN to give 1-(2,4-dinitrophenyl)-1'-(2-tert-butylphenyl)-4,4'-bipyridinium ditosylate (1.97 g, 35 %). The solvent was removed under reduced pressure and the residue triturated with MeOH-Et₂O (1:1, 200mL). After filtration, the solvent was removed under reduced pressure. The residue was subjected to Soxhlet extraction with Et₂O for 2 days. The residue from the extraction thimble was dissolved in hot MeOH-water (100 mL, 4:1) and filtered into a solution of NaBF₄ (17.5 g, 159 mmol) in water (300 mL) with rapid stirring. After 0.5 h the resulting precipitate was filtered, washed with water (2 × 20 mL). The residue was crystallised from hot MeOH-water (4:1, 100 mL) and air dried to give 1-(2-tert-Butylphenyl)-1'-(2,4-dinitrophenyl)-4,4'-bipyridinium bis(tetrafluoroborate) (2.17 g, 50 %) as cream plates.

30

35

[0107] A solution of 1-(2-tert-butylphenyl)-1'-(2,4-dinitrophenyl)-4,4'-bipyridinium bis(tetrafluoroborate) (1.5 g, 2.4 mmol) and aniline (0.44 g, 4.7 mmol) in MeOH (30 mL) was refluxed for 2 h, cooled and the solvent removed under reduced pressure. The residue was triturated (twice) with hot EtOH (20 mL) and recrystallised (twice) from EtOH containing a few drops of water to give Compound 3-6 (0.56 g, 43 %) as colourless prisms.

40

δ_H (300 MHz, CD₃OD-D₂O) 9.43 - 9.53 (4H, m), 8.85 - 8.92 (4H, m), 7.90 - 7.98 (3H, m), 7.82 - 7.88 (3H, m), 7.77 (1H, t, J = 7.5 Hz), 7.58 (1H, t, J = 7.9 Hz), 7.47 (1H, t, J = 7.9 Hz) 1.26 (9H, s).

δ_F (282 MHz, CD₃OD-D₂O) -152.34-152.44 (br.s).

Example 22

45

Synthesis of Compound 3-7: 1,1'-Bis-(2-tert-butylphenyl)-4,4'-bipyridinium bis(tetrafluoroborate)

[0108] A solution of 1,1'-bis-(2,4-dinitrophenyl)-4,4'-bipyridinium dichloride (6 g, 10.7 mmol) in hot water (100 mL) was added dropwise to a refluxing solution of 2-tert-butylaniline (9.56 g, 64.2 mmol) in water (100 mL). The resulting mixture was heated at reflux for 20 days, cooled then washed with CHCl₃ (2 × 50 mL). The solvent was removed under reduced pressure, the residue was dissolved in MeOH and precipitated with EtOAc to give 1,1'-Bis-(2-tert-butylphenyl)-4,4'-bipyridinium dichloride (2.30 g, 44 %) as a pale yellow powder.

50

[0109] A solution of 1,1'-bis-(2-tert-butylphenyl)-4,4'-bipyridinium dichloride (1.5 g, 3.2 mmol) in hot water (5 mL) was added dropwise to a solution of sodium tetrafluoroborate (2.11 g, 22.2 mmol) in water (5 mL) at room temperature with stirring. The resulting mixture was stirred for 10 min, filtered and washed with water (5 mL). The residue was crystallised from MeOH to give Compound 3-7 (1.08 g, 59 %) as pale yellow microplates.

55

δ_H (400 MHz, DMSO- d_6) 9.56 (4H, d, J = 6.9 Hz), 8.89 (4H, d, J = 6.9 Hz), 7.94 (2H, dd, J = 1.1, 8.2 Hz), 7.76 (2H, dd,

$J = 1.1, 8.2 \text{ Hz}$, 7.42 - 7.62 (4H, m), 1.28 (18H, s).

Example 23

5 Synthesis of Compound 3-8: 1-(2-Cyanophenyl)-1'-(2-isopropylphenyl)-4,4'-bipyridinium bis(tetrafluoroborate)

[0110] A solution of 1-(2,4-dinitrophenyl)-1'-(2-isopropylphenyl)-4,4'-bipyridinium bis(tetrafluoroborate) (1.5 g, 2.4 mmol) and 2-aminobenzonitrile (5.7 g, 48 mmol) in isopropanol (40 mL) was heated at reflux for 2 days. After cooling the solvent removed under reduced pressure. The residue was triturated with hot EtOH, cooled and filtered to give

10 Compound 3-8 (1.08 g, 81 %) as a colourless powder.

δ_{H} (300 MHz, CD_3OD) 9.577 (2H, d, $J = 6.9 \text{ Hz}$), 9.33 (2H, d, $J = 6.9 \text{ Hz}$), 9.00 (2H, d, $J = 6.9 \text{ Hz}$), 8.91 (2H, d, $J = 6.9 \text{ Hz}$), 8.00 - 8.30 (4H, m), 7.72 - 7.88 (2H, m), 7.54 - 7.67 (2H, m), 2.61 (1H, m), 1.28 (6H, d, $J = 6.8 \text{ Hz}$).

δ_{F} (282 MHz, CD_3OD) -152.79 - 152.90 (br.s).

15 Example 24

Evaluation of oxido-reduction potential and of the absorption spectrum of the compounds of the invention

[0111] The oxido-reduction potentials of the compounds are measure by a method of cyclic voltammetry with 3 electrodes.

[0112] The 3 electrodes used are:

- 1 Platinum working electrode
- 1 Platinum auxiliary or counter electrode
- 25 - 1 Platinum reference electrode which is immersed into a solution consisting of 0.01M AgNO_3 + 0.1M TBAP (tetrabutylammonium perchlorate) in acetonitrile.

[0113] The potential values indicated are the first reduction potential for the compounds, with regards to the standard hydrogen reference electrode (SHE).

30 [0114] The analyzed solution comprises 0.01M of the compound to be analyzed and 1M of TBAP salt.

[0115] The scan rate of the potential is fixed to 100mV/s.

[0116] The absorption spectra of the compounds are measured with a solution comprising 0.01M of the compound to be analyzed, 0.02M Phenothiazine (Phtz) or 10-Methylphenothiazine (Mephtz) and 1M of TBAP salt in propylene carbonate as solvent.

35 [0117] This solution is introduced into a quartz tank where at least one glass electrode coated with Indium Tin Oxide (ITO) is placed in order to colour the analyzed compound on this electrode. The absorption spectrum of the compound in the time domain is measured by a spectrophotometer.

[0118] The reducing agent (phenothiazine for all compounds except compounds 1-3, 2-1, 2-2, 2-5 to 2-12, 3-1 and 3-6 using 10-methylphenothiazine) colours on another glass electrode coated with Indium Tin Oxide (ITO).

40 [0119] The potential applied between both electrodes, for activating the compounds, is equal to the addition, in absolute value, of E_{red}^1 of the compound+ E_{ox}^1 of phenothiazine (which is $E_{\text{ox}}^1 = 0.36\text{V}$) or methylphenothiazine (which is $E_{\text{ox}}^1 = 0.45\text{V}$).

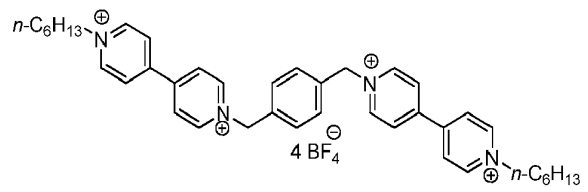
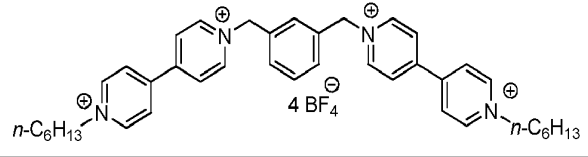
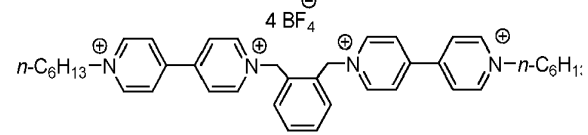
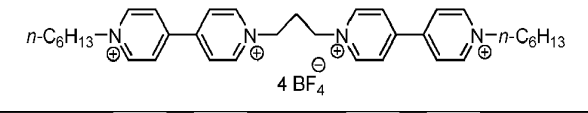
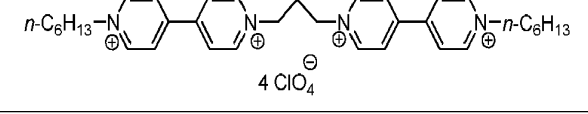
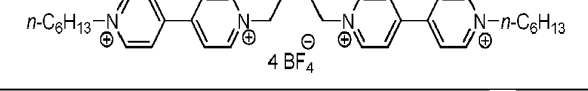
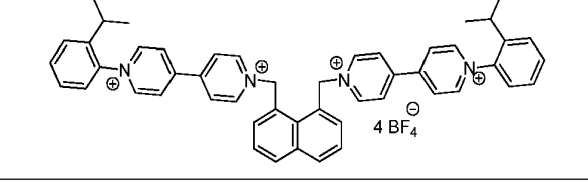
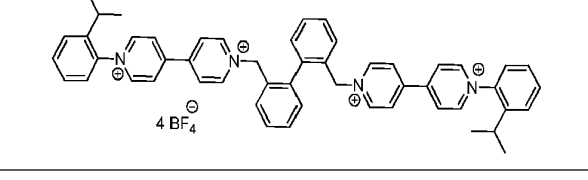
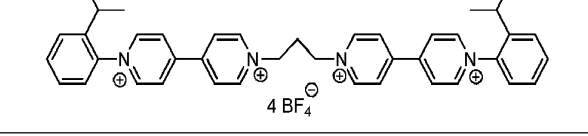
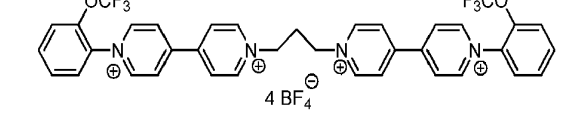
[0120] The absorption spectrum is read after 3 min of activation, in particular the λ_{max} value, which corresponds to the maximum absorption peak within the visible spectrum (between 400 and 800 nm).

45 [0121] The results for each of the synthesized compounds are indicated in Table 1 below. E_{red}^1 corresponds to the first reduction potential. The colour indicated in Table 1 is the visual colour perceived by emmetropic eyes under day light conditions. It should be noted that the λ_{max} value just gives an approximate indication of the colour of a particular compound. However, as a consequence of the broad nature of the absorption bands, the whole absorption spectrum has to be taken into account in order to understand the final perceived colour of any one compound.

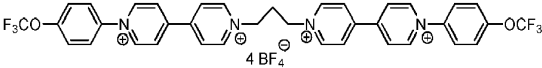
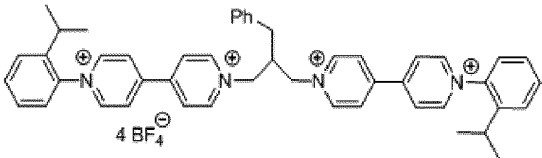
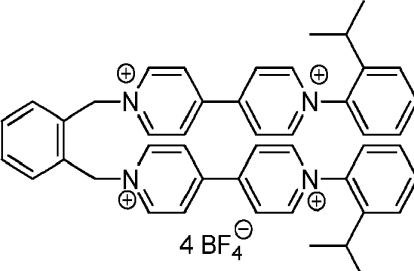
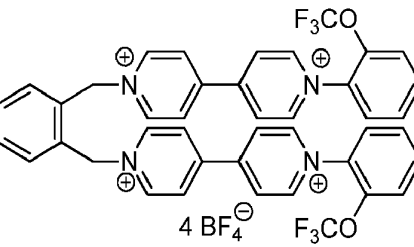
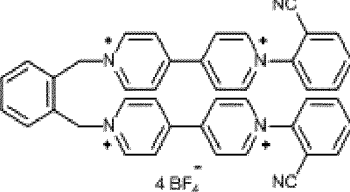
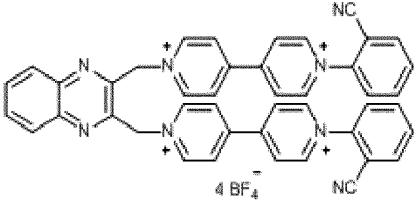
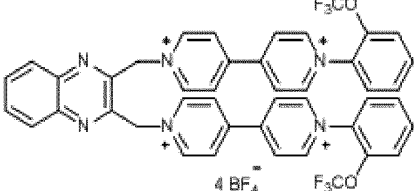
50

55

Table 1

Compound	Molecule	E _{red} ¹ (V)	λ _{max} (nm)	Colour
5 1-1		/	/	blue
10 1-2		/	/	blue
15 1-3		-0.68	590	purple
20 1-4a		-0.78	/	purple
25 1-4b		/	/	purple
30 1-5		/	/	blue
35 2-1		-0.66	618	blue
40 2-2		-0.69	645	Blue green
45 2-3		-0.73	607	blue
50 2-4		-0.64	597	purple
55				

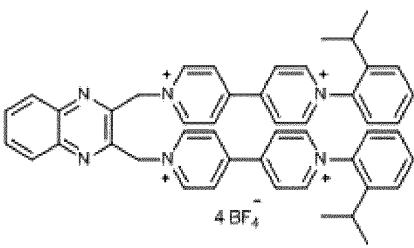
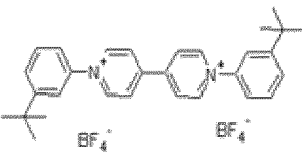
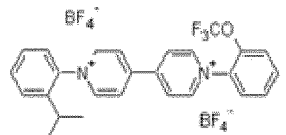
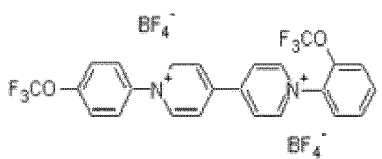
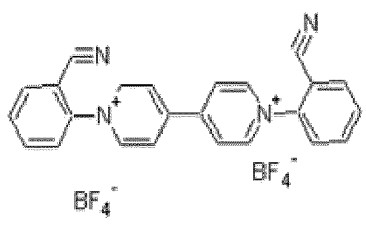
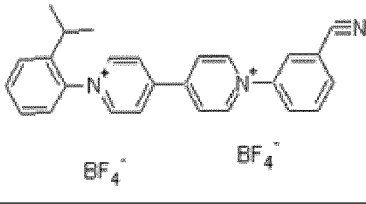
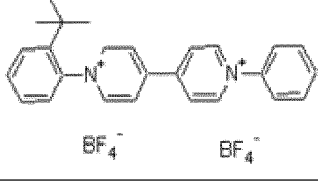
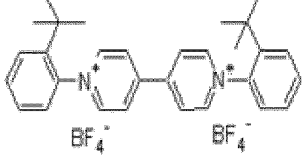
(continued)

Compound	Molecule	E ¹ _{red} (V)	λ _{max} (nm)	Colour
5 2-5		-0.58	597	purple
10 2-6		-0.66	594	purple
15 2-7		-0.65	597	purple
25 2-8		-0.56	597	purple
30 2-9		-0.51	600	Purple
40 2-10		-0.57	594	Purple
45 2-11		-0.62	630	blue

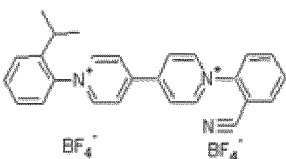
55

EP 2 848 667 A1

(continued)

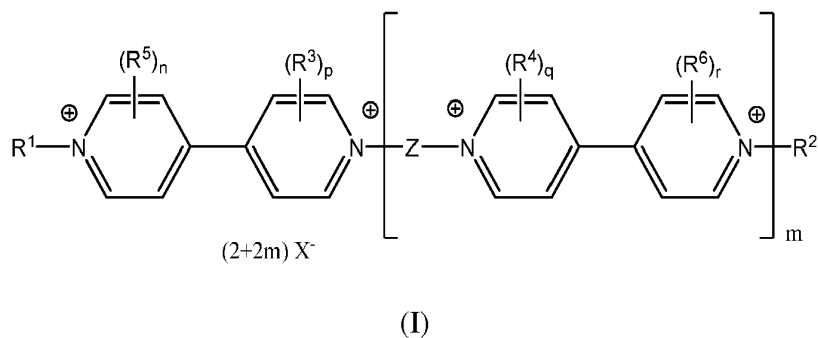
Compound	Molecule	E ¹ _{red} (V)	λ _{max} (nm)	Colour
5 2-12		-0.69	635	blue
15 3-1		-0.7	646	green
20 3-2		-0.63	625	Blue-green
25 3-3		-0.6	630	green
30 3-4		-0.52	595	Blue-green
35 3-5		-0.66	640	green
40 3-6		-0.68	630	green
45 3-7		-0.68	599	blue

(continued)

Compound	Molecule	E ¹ _{red} (V)	λ _{max} (nm)	Colour
3-8		-0.61	630	Blue-green

Claims

1. Compound of formula (I):



wherein:

- Z is selected from:

- o alkylene;
- o cycloalkylene; and
- o a bivalent groups of formula -R⁷-Y-R⁸-, wherein

- R⁷ and R⁸ are each independently selected from single bond, alkylene and cycloalkylene, and
- Y is selected from arylene, cycloalkylene, heteroarylene, arylene-arylene or arylene-CR⁷R⁸-arylene wherein R and R form together with the carbon to which they are linked a carbocyclic group;

- wherein said alkylene, cycloalkylene, arylene, heteroarylene and carbocyclic groups may be substituted by one or more substituents selected from halogen, alkyl, alkoxy, alkylthio, hydroxyalkyl, acyloxy, cycloalkyl, aryl, substituted aryl, aryloxy, heteroaryl and substituted heteroaryl; m is 0 or 1;

- R¹ and R² are each independently selected from C₆-C₇ alkyl and optionally substituted phenyl,

with the provisions that:

when Y is arylene-arylene or arylene-alkylene-arylene, then R¹ and R² are not phenyl;

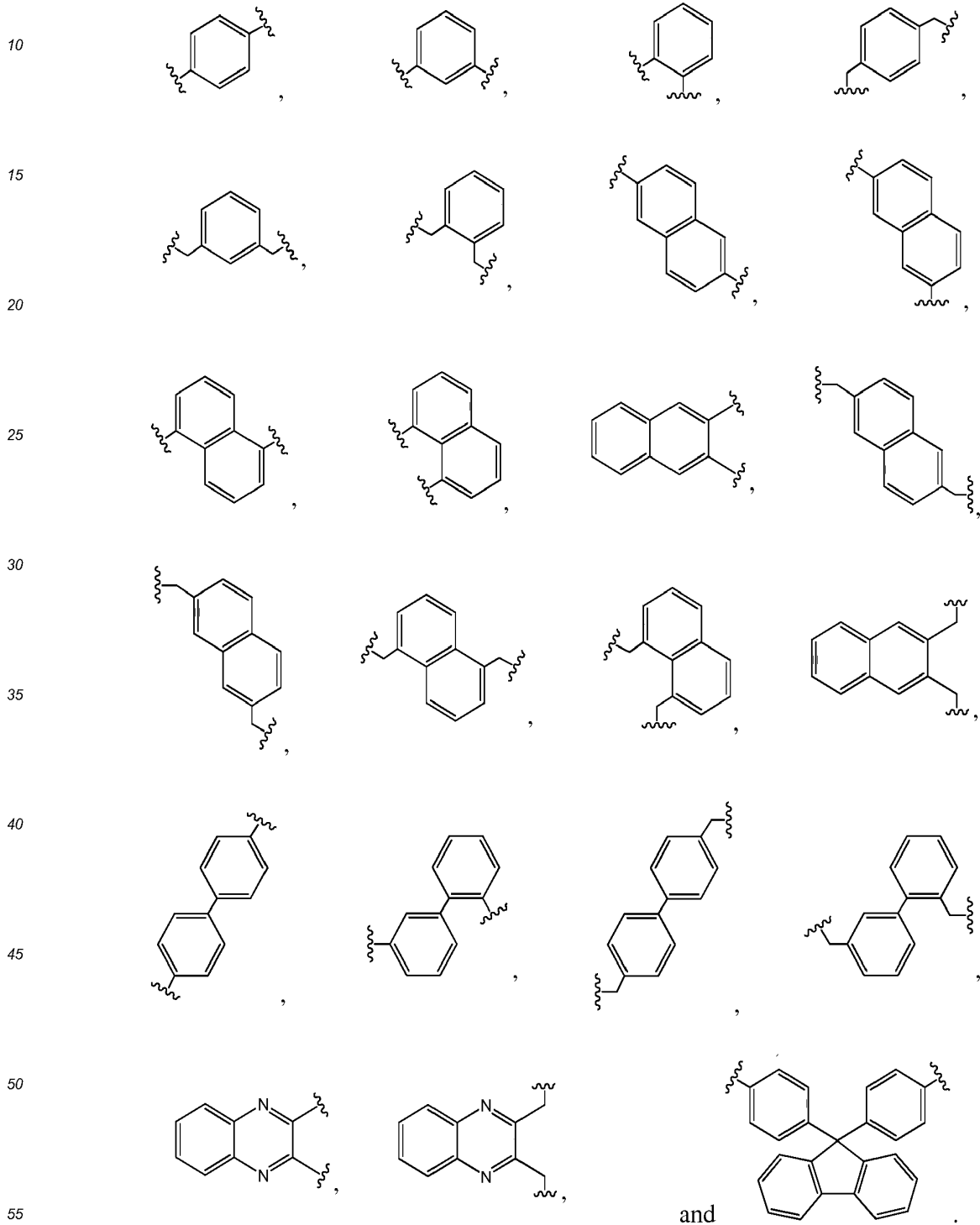
when m is 0, then R¹ and R² are each independently selected from optionally substituted phenyl groups and at least one of R¹ and R² is selected from substituted phenyl groups, preferably R¹ and R² are each independently selected from substituted phenyl groups;

- R³, R⁴, R⁵ and R⁶ are each independently selected from H, alkyl, alkoxy, alkylthio, haloalkyl, haloalkoxy, haloalkylthio, polyalkylenoxy, alkoxycarbonyl, aryl, substituted aryl, heteroaryl and substituted heteroaryl, wherein the alkyl group may be substituted by one or more substituents selected from alkoxy, cycloalkyl, aryl, substituted aryl, heteroaryl and substituted heteroaryl

- n, p, q and r are each independently an integer from 0 to 4, wherein when n, p, q and r are two or more, each of the R³, each of the R⁴, each of the R⁵ or each of the R⁶ may be identical or different; and

- X⁻ is a counterion.

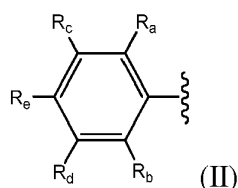
2. The compound according to claim 1, wherein Z is selected from C₁-C₁₂ alkylene, aryl substituted C₁-C₁₂ alkylene, phenylene, naphthylene, (C₁-C₄ alkylene)-phenylene-(C₁-C₄ alkylene), (C₁-C₄ alkylene)-naphthylene-(C₁-C₄ alkylene), quinoxaline-2,3-diyl, (C₁-C₄ alkylene)-quinoxaline-2,3-diyl-(C₁-C₄ alkylene), phenylene-phenylene, (C₁-C₄ alkylene)-phenylene-phenylene-(C₁-C₄ alkylene) and phenylene-fluorenylene-phenylene, preferably Z is selected from -CH₂-, -(CH₂)₂-, -(CH₂)₃-, -(CH₂)₄-, -(CH₂)₅-, -CH₂-CH(CH₃)-CH₂-, -CH₂-CH(CH₂Phenyl)-CH₂-, -(CH₂)₂-CH(CH₃)-CH₂-, -(CH₂)₃-CH(CH₃)-CH₂-, -(CH₂)₂-CH(CH₃)-(CH₂)₂-,



3. The compound according to claim 1 or 2, wherein R³, R⁴, R⁵ and R⁶ are each independently selected from C₁-C₄ alkyl, C₁-C₄ alkoxy, carbonyl, alkanoyl, aroyl, nitrile, alkylsulfonyl, arylsulfonyl, aryl and heteroaryl, wherein the aryl

and heteroaryl may be substituted by one or more substituents selected from C₁-C₄ alkyl and C₁-C₄ haloalkyl, preferably, R³, R⁴, R⁵ and R⁶ are each independently selected from methyl, ethoxycarbonyl, phenyl, p-methylphenyl and p-trifluoromethylphenyl.

- 5 4. The compound according to any one of claims 1 to 3, wherein the counterion X⁻ is selected from halide, tetrafluoroborate, tetraphenylborate, hexafluorophosphate, nitrate, methanesulfonate, trifluoromethane sulfonate, toluene sulfonate, hexachloroantimonate, bis(trifluoromethanesulfonyl)imide, perchlorate, acetate and sulfate.
- 10 5. The compound according to any one of claims 1 to 4, wherein m is 0, and R¹ and R² are C₆-C₇ alkyl, preferably C₆H₁₃, more preferably *n*-C₆H₁₃.
6. The compound according to any one of claims 1 to 4, wherein R¹ and R² are independently selected from optionally substituted phenyl groups of formula (II):

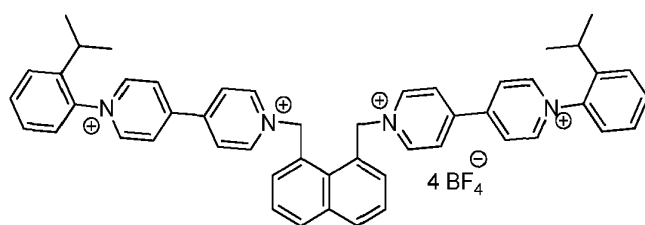
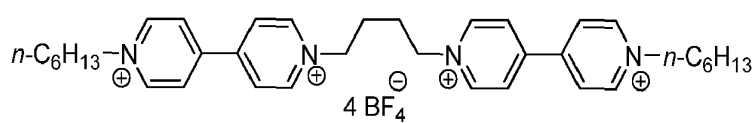
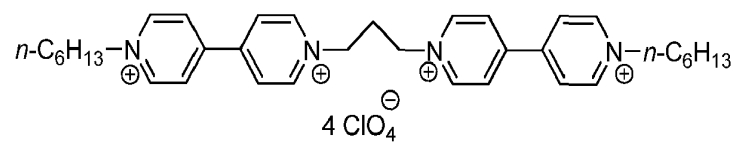
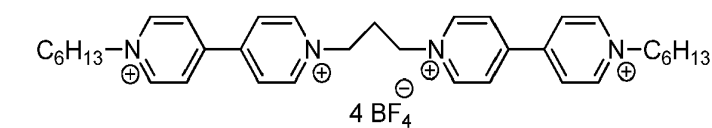
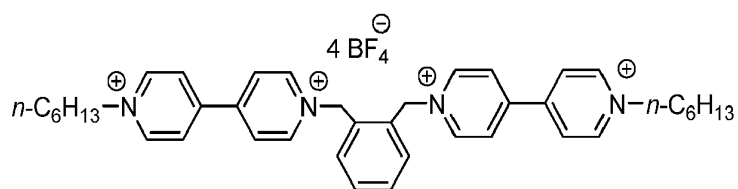
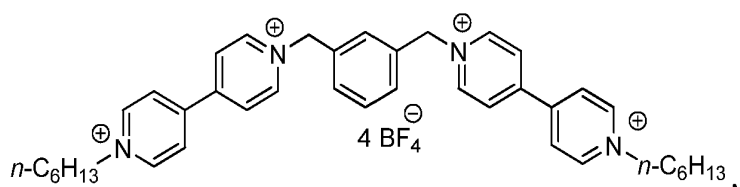
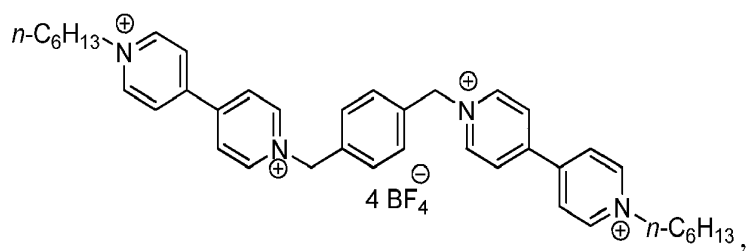


wherein R_a, R_b, R_c, R_d and R_e are each independently selected from:

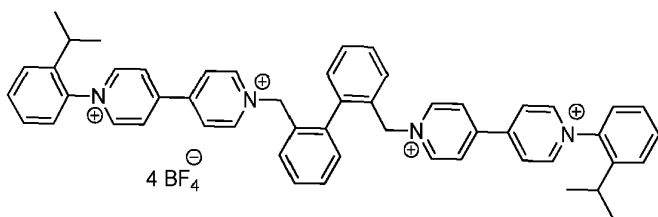
- 25 - H, halogen, cyano, nitro, alkyl, haloalkyl, haloalkoxy, (haloalkoxy)alkyl, arylalkyl, cycloalkyl, (cycloalkyl)alkyl and (heterocycloalkyl)alkyl, alkenyl, alkynyl, allyl, vinyl, aryl, substituted aryl, heteroaryl, substituted heteroaryl, -N(aryl)₂, -N(aryl)CO(aryl), -CO-aryl and -CO-substituted aryl;
- 30 - -OR⁹, -SR⁹, -S(O)R⁹, -S(O₂)R⁹, -S(O₂)NR⁹R¹⁰, -NR⁹R¹⁰, -NR⁹COR¹⁰, -NR⁹CO(aryl), -NR⁹aryl, -CH₂OR⁹, -CH₂SR⁹, -CH₂R⁹, -CO-R⁹ and -CO₂R¹⁰ wherein R⁹ and R¹⁰ are independently selected from H, alkyl, haloalkyl, arylalkyl, cycloalkyl, cycloalkylalkyl and heterocycloalkylalkyl;
- 35 - -S(O₂)NR¹¹R¹² and -NR¹¹R¹², wherein R¹¹ and R¹² form together with the nitrogen atom to which they are linked a saturated 5 to 7 membered heterocycloalkyl which may comprising in addition to the nitrogen atom one further heteroatom selected from oxygen, nitrogen and sulfur, and which may be optionally substituted by one or two groups, identical or different, selected from halogen, -R⁹, -OR⁹, and -NR⁹R¹⁰, wherein R⁹ and R¹⁰ are as defined above;
- 40 - -V-W-R¹³ wherein:
- o V is selected from oxygen, -N(R⁹)-, sulfur, -S(O)- and -S(O₂)- wherein R⁹ is as defined above;
 - o W is alkylene, which may be substituted by a group selected from halogen and alkoxy; and
 - o R¹³ is selected from -OR⁹, -NR⁹(alkyl) and -SR⁹ wherein R⁹ is as defined above; and
- 45 - OC(O)-R¹⁴ wherein R¹⁴ is selected from alkyl, haloalkyl, alkenyl, -W-R¹³, and aryl group which may be substituted by 1 to 4 groups selected from halogen, -R⁹, -OR⁹, -SR⁹, -NR⁹R¹⁰, -NR¹¹R¹², -CO-R⁹, -CO₂R⁹ wherein R⁹, R¹⁰, R¹¹, R¹², R¹³ and W are as defined above.

- 50 7. The compound according to claim 6, wherein R_a, R_b, R_c, R_d and R_e are each independently selected from H, cyano, halogen, nitro, hydroxyl, alkyl, preferably C₄-C₁₂ alkyl, haloalkyl, alkoxy, haloalkoxy, alkoxycarbonyl, cycloalkyl, allyl, aryl and heteroaryl.
8. The compound according to claim 6 or 7, wherein R_e is H and at least one of R_a, R_b, R_c and R_d is not H, preferably at least one of R_a and R_b is not H.
9. The compound according to any one of claims 1 to 4, wherein said compound is selected from:

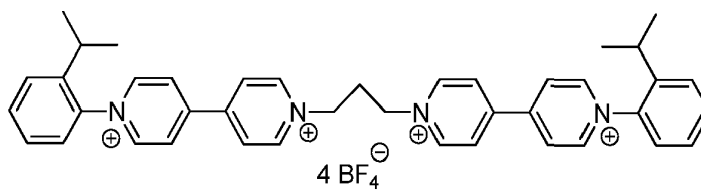
55



5

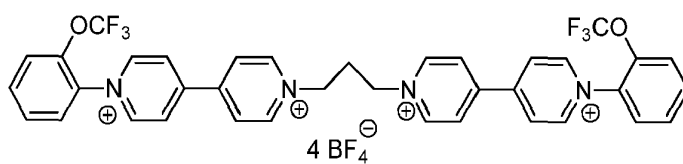


10

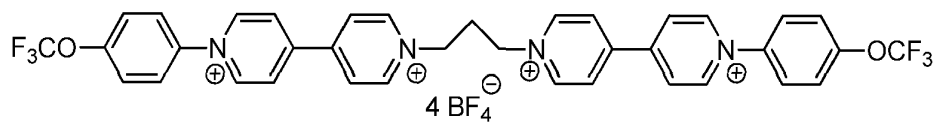


15

20

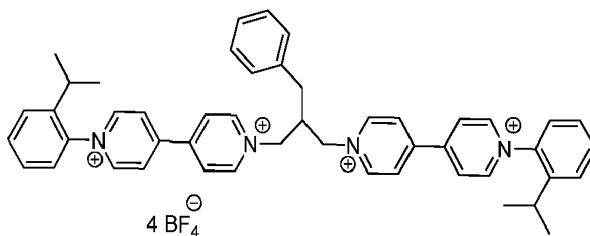


25



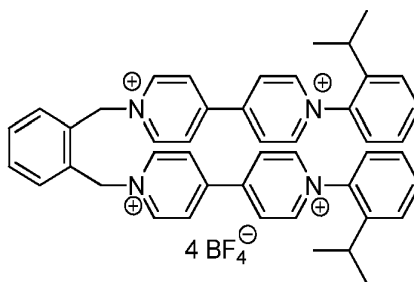
30

35



40

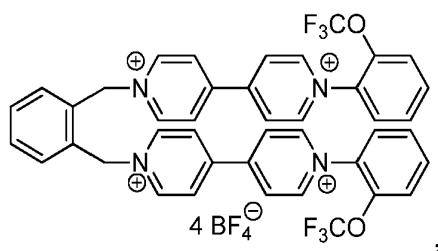
45



50

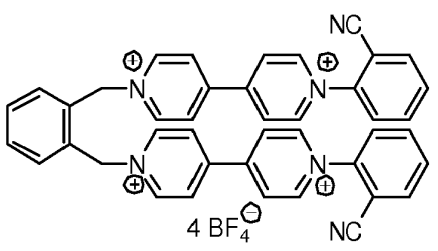
55

5



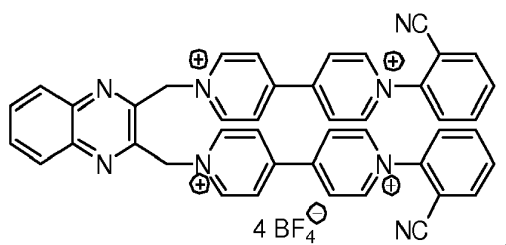
10

15



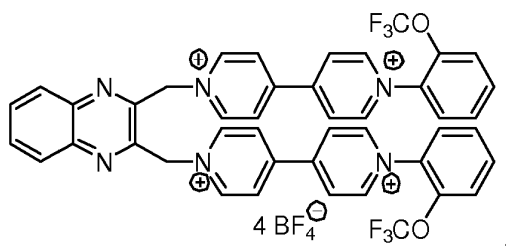
20

25



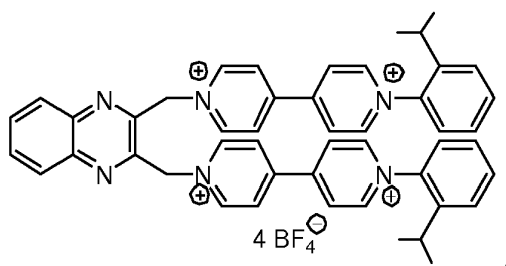
30

35



40

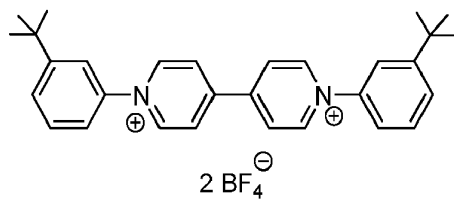
45



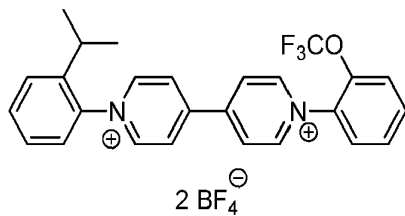
50

55

5

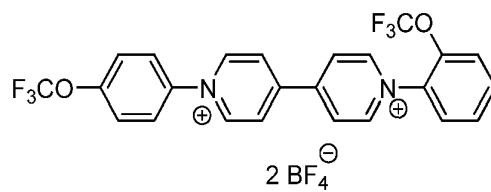


10



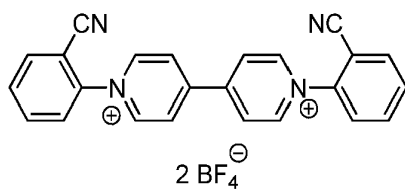
15

20



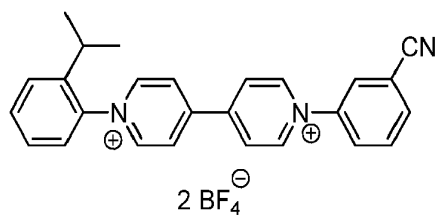
25

30



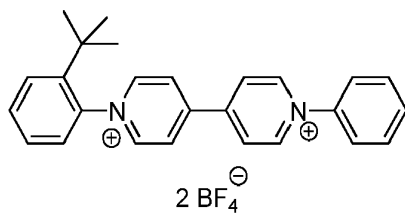
35

40



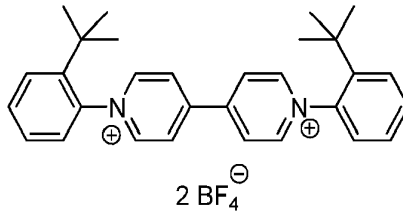
45

50

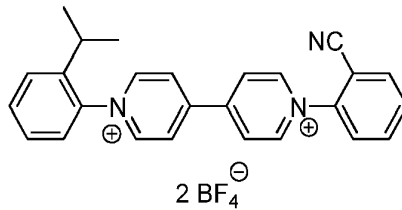


55

EP 2 848 667 A1



10 and

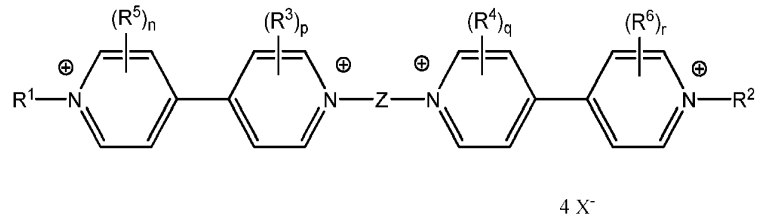


20

10. Electrochromic composition comprising at least one compound as defined in claims 1 to 9.
11. The electrochromic composition according to claim 10, wherein said composition comprises a fluid, mesomorphous or gel host medium.
12. The electrochromic composition according to claim 11, wherein the fluid or mesomorphous host medium is selected from the group consisting of organic solvents, liquid crystals, polymers, liquid crystal polymers and mixtures thereof.
13. Electrochromic device comprising a compound according to any one of claims 1 to 9, or a composition according to any one of claims 10 to 12.
14. The electrochromic device according to claim 13, wherein said device comprises a mechanism for holding the said compound or said composition in a mechanically stable environment.
15. The electrochromic device according to claim 14, wherein said device comprises a pair of opposed substrates having a gap there between for receiving said compound or said composition, and a frame for holding said pair of substrates adjacent one another.
16. The electrochromic device according to claim 14, wherein said device comprises an optical component provided with at least one transparent cell juxtaposed in a parallel direction to the surface thereof, each cell being tightly closed and containing said compound or said composition.
17. The electrochromic device according to any one of claims 11 to 16, wherein said electrochromic device is selected from an optical article, preferably an optical lens or an optical filter, a window, notably aircraft window, a visor, a mirror and a display, more preferably an optical article selected from optical lenses, and most preferably an optical article selected from ophthalmic lenses.
18. Method for preparing the compound of formula (Ia)

50

55



(Ia)

10

15 wherein Z, R³, R⁴, R⁵, R⁶, n, p, q, r and X⁻ are as defined in formula (I) and R¹ and R² are independently selected from optionally substituted phenyl groups of formula (II) wherein R_a, R_b, R_c, R_d and R_e are each independently selected from:

20 - H, halogen, cyano, nitro, alkyl, haloalkyl, haloalkoxy, (haloalkoxy)alkyl, arylalkyl, cycloalkyl, (cycloalkyl)alkyl and (heterocycloalkyl)alkyl, alkenyl, alkynyl, allyl, vinyl, aryl, substituted aryl, heteroaryl, substituted heteroaryl, -N(aryl)₂, -N(aryl)CO(aryl), -CO-aryl and -CO-substituted aryl;

25 - -OR⁹, -SR⁹, -S(O)R⁹, -S(O₂)R⁹, -S(O₂)NR⁹R¹⁰, -NR⁹R¹⁰, -NR⁹COR¹⁰, -NR⁹CO(aryl), -NR⁹aryl, -CH₂OR⁹, -CH₂SR⁹, -CH₂R⁹, -CO-R⁹ and -CO₂R¹⁰ wherein R⁹ and R¹⁰ are independently selected from H, alkyl, haloalkyl, arylalkyl, cycloalkyl, cycloalkylalkyl and heterocycloalkylalkyl;

30 - -S(O₂)NR¹¹R¹² and -NR¹¹R¹², wherein R¹¹ and R¹² form together with the nitrogen atom to which they are linked a saturated 5 to 7 membered heterocycloalkyl which may comprising in addition to the nitrogen atom one further heteroatom selected from oxygen, nitrogen and sulfur, and which may be optionally substituted by one or two groups, identical or different, selected from halogen, -R⁹, -OR⁹, and -NR⁹R¹⁰, wherein R⁹ and R¹⁰ are as defined above;

- -V-W-R¹³ wherein:

35 o V is selected from oxygen, -N(R⁹)-, sulfur, -S(O)- and -S(O₂)- wherein R⁹ is as defined above;

o W is alkylene, which may be substituted by a group selected from halogen and alkoxy; and

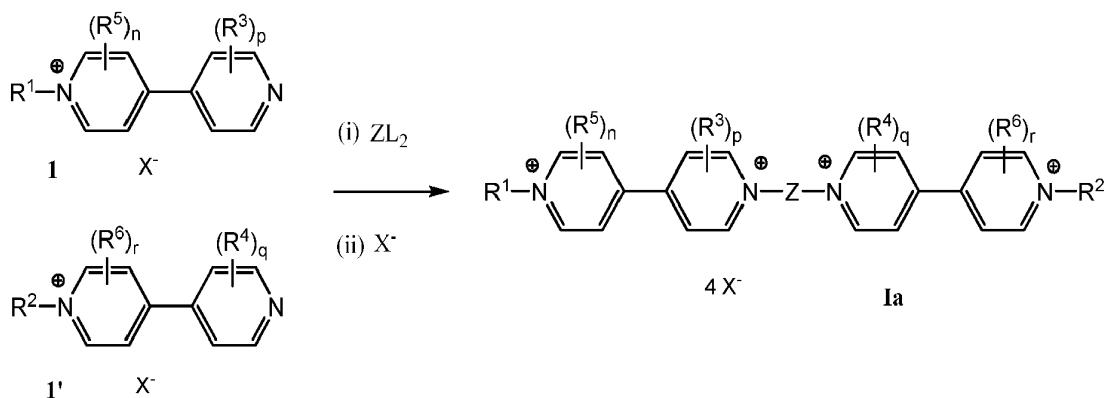
o R¹³ is selected from -OR⁹, -NR⁹(alkyl) and -SR⁹ wherein R⁹ is as defined above; and

40 - OC(O)-R¹⁴ wherein R¹⁴ is selected from alkyl, haloalkyl, alkenyl, -W-R¹³, and aryl group which may be substituted by 1 to 4 groups selected from halogen, -R⁹, -OR⁹, -SR⁹, -NR⁹R¹⁰, -NR¹¹R¹², -CO-R⁹, -CO₂R⁹ wherein R⁹, R¹⁰, R¹¹, R¹², R¹³ and W are as defined above.

comprising:

45 the step (i) of alkylation of two bipyridinium salts (1) or (1'), with a bifunctional alkylating agent ZL₂ in which the leaving group is selected from sulfonate and carboxylate, and,

the step (ii) of an anion exchange with an aqueous solution of the desired counterion X⁻





EUROPEAN SEARCH REPORT

 Application Number
 EP 13 18 4771

5

10

15

20

25

30

35

40

45

3

50

55

DOCUMENTS CONSIDERED TO BE RELEVANT			
Category	Citation of document with indication, where appropriate, of relevant passages	Relevant to claim	CLASSIFICATION OF THE APPLICATION (IPC)
X	US 2011/235150 A1 (DAS RUPASREE RAGINI [KR] ET AL) 29 September 2011 (2011-09-29) * page 3, Chemical Formula 1B, page 4, Chemical Formulae 1N, 1O, 1P, 1Q, Examples, claims *	1-17	INV. C09K9/02 G02F1/00
X	US 2005/231784 A1 (SHINOHARA RYUJI [JP] ET AL) 20 October 2005 (2005-10-20) * page 10, compound V-4, page 11, compound V-7, page 12, compounds V-1 and V-3, examples, claims *	1-17	
X	US 5 998 617 A (SRINIVASA RAMANUJAN [US] ET AL) 7 December 1999 (1999-12-07) * Table 1, examples, claims *	1-17	
X	JP 11 106376 A (FUJI PHOTO FILM CO., LTD.) 20 April 1999 (1999-04-20) * Tables on page 6 and page 7, claims *	1-17	
X	EP 0 180 204 A1 (SONY CORP [JP]) 7 May 1986 (1986-05-07) * page 3, compound of formula (1), examples, claims *	1-17	TECHNICAL FIELDS SEARCHED (IPC) C09K G02F
X	JP 54 037080 A (NIPPON CHEMICAL INDUSTRIAL CO., LTD.) 19 March 1979 (1979-03-19) * compounds on page 417, claims *	1,10,13	
X	GB 1 514 466 A (ICI LTD) 14 June 1978 (1978-06-14) * page 3, lines 26-40, compounds in Table 1 *	1,10,13	
	----- -/--		
The present search report has been drawn up for all claims			
Place of search Munich		Date of completion of the search 12 May 2014	Examiner Nemes, Csaba A.
CATEGORY OF CITED DOCUMENTS X : particularly relevant if taken alone Y : particularly relevant if combined with another document of the same category A : technological background O : non-written disclosure P : intermediate document		T : theory or principle underlying the invention E : earlier patent document, but published on, or after the filing date D : document cited in the application L : document cited for other reasons & : member of the same patent family, corresponding document	

EPO FORM 1503 03.02 (P/04C01)



EUROPEAN SEARCH REPORT

Application Number
EP 13 18 4771

5

10

15

20

25

30

35

40

45

3

50

55

EPO FORM 1503 03.02 (P/04C01)

DOCUMENTS CONSIDERED TO BE RELEVANT			
Category	Citation of document with indication, where appropriate, of relevant passages	Relevant to claim	CLASSIFICATION OF THE APPLICATION (IPC)
X	EP 2 407 526 A2 (SAMSUNG ELECTRONICS CO LTD [KR]) 18 January 2012 (2012-01-18) * page 2, paragraph [0006] through page 9, paragraph [0024], in particular page 8, Chemical Formula 1I, Examples, claims *	1-4,6-18	
X	----- DATABASE CA [Online] CHEMICAL ABSTRACTS SERVICE, COLUMBUS, OHIO, US; 1980, "Electrochromic substances for display devices", XP002724143, retrieved from STN Database accession no. 1980:613419 * abstract * & JP 55 054381 A (HITACHI, LTD., JAPAN) 21 April 1980 (1980-04-21) -----	1,10,13	
X	JP 52 135884 A (N. V. PHILIPS' GLOEILAMPENFABRIEKEN, NETH.) 14 November 1977 (1977-11-14) * Table 1, page 415, compounds with R = C6H13 and C7H15, claims *	1,10,13	
The present search report has been drawn up for all claims			TECHNICAL FIELDS SEARCHED (IPC)
Place of search		Date of completion of the search	Examiner
Munich		12 May 2014	Nemes, Csaba A.
CATEGORY OF CITED DOCUMENTS		T : theory or principle underlying the invention E : earlier patent document, but published on, or after the filing date D : document cited in the application L : document cited for other reasons & : member of the same patent family, corresponding document	
X : particularly relevant if taken alone Y : particularly relevant if combined with another document of the same category A : technological background O : non-written disclosure P : intermediate document			



Application Number
EP 13 18 4771

5

CLAIMS INCURRING FEES

The present European patent application comprised at the time of filing claims for which payment was due.

10

Only part of the claims have been paid within the prescribed time limit. The present European search report has been drawn up for those claims for which no payment was due and for those claims for which claims fees have been paid, namely claim(s):

15

No claims fees have been paid within the prescribed time limit. The present European search report has been drawn up for those claims for which no payment was due.

20

LACK OF UNITY OF INVENTION

The Search Division considers that the present European patent application does not comply with the requirements of unity of invention and relates to several inventions or groups of inventions, namely:

25

see sheet B

30

All further search fees have been paid within the fixed time limit. The present European search report has been drawn up for all claims.

35

As all searchable claims could be searched without effort justifying an additional fee, the Search Division did not invite payment of any additional fee.

40

Only part of the further search fees have been paid within the fixed time limit. The present European search report has been drawn up for those parts of the European patent application which relate to the inventions in respect of which search fees have been paid, namely claims:

45

None of the further search fees have been paid within the fixed time limit. The present European search report has been drawn up for those parts of the European patent application which relate to the invention first mentioned in the claims, namely claims:

50

The present supplementary European search report has been drawn up for those parts of the European patent application which relate to the invention first mentioned in the claims (Rule 164 (1) EPC).

55



**LACK OF UNITY OF INVENTION
SHEET B**

Application Number
EP 13 18 4771

5

The Search Division considers that the present European patent application does not comply with the requirements of unity of invention and relates to several inventions or groups of inventions, namely:

10

1. claims: 5(completely); 1-4, 6-17(partially)

15

A single-core (i.e. wherein $m = 0$) viologen compound of formula (I), an electrochromic composition comprising said compound and an electrochromic device comprising said compound or said composition.

2. claims: 18(completely); 1-4, 6-17(partially)

20

A two-core (i.e. wherein $m = 1$) viologen compound of formula (I), an electrochromic composition comprising said compound, an electrochromic device comprising said compound or said composition and a method for preparing said compound.

25

30

35

40

45

50

55

**ANNEX TO THE EUROPEAN SEARCH REPORT
ON EUROPEAN PATENT APPLICATION NO.**

EP 13 18 4771

5

This annex lists the patent family members relating to the patent documents cited in the above-mentioned European search report. The members are as contained in the European Patent Office EDP file on
The European Patent Office is in no way liable for these particulars which are merely given for the purpose of information.

12-05-2014

10

Patent document cited in search report	Publication date	Patent family member(s)	Publication date
US 2011235150 A1	29-09-2011	KR 20110108061 A US 2011235150 A1	05-10-2011 29-09-2011
US 2005231784 A1	20-10-2005	NONE	
US 5998617 A	07-12-1999	US 5998617 A US 6037471 A	07-12-1999 14-03-2000
JP 11106376 A EP 0180204 A1	20-04-1999 07-05-1986	DE 3570772 D1 EP 0180204 A1 JP S61107323 A US 4693564 A	06-07-1989 07-05-1986 26-05-1986 15-09-1987
JP 54037080 A GB 1514466 A	19-03-1979 14-06-1978	CA 1031346 A1 CH 613447 A5 DE 2527638 A1 FR 2275462 A1 GB 1514466 A HK 2579 A IT 1039183 B JP S5116675 A NL 7507383 A	16-05-1978 28-09-1979 06-05-1976 16-01-1976 14-06-1978 19-01-1979 10-12-1979 10-02-1976 23-12-1975
EP 2407526 A2	18-01-2012	CN 102336784 A EP 2407526 A2 KR 20120007471 A US 2012013966 A1	01-02-2012 18-01-2012 20-01-2012 19-01-2012
JP 52135884 A	14-11-1977		

15

20

25

30

35

40

45

50

55

EPC FORM P0459

For more details about this annex : see Official Journal of the European Patent Office, No. 12/82

REFERENCES CITED IN THE DESCRIPTION

This list of references cited by the applicant is for the reader's convenience only. It does not form part of the European patent document. Even though great care has been taken in compiling the references, errors or omissions cannot be excluded and the EPO disclaims all liability in this regard.

Patent documents cited in the description

- WO 2006013250 A [0064]
- FR 2937154 [0064]
- FR 2950710 [0064]