



University of Dundee

Grass evapotranspiration-induced suction in slope

Leung, Anthony

Published in:

Proceedings of the Institution of Civil Engineers: Environmental Geotechnics

DOI:

[10.1680/envgeo.14.00010](https://doi.org/10.1680/envgeo.14.00010)

Publication date:

2016

Document Version

Peer reviewed version

[Link to publication in Discovery Research Portal](#)

Citation for published version (APA):

Leung, A. K. (2016). Grass evapotranspiration-induced suction in slope: case study. Proceedings of the Institution of Civil Engineers: Environmental Geotechnics, 3(3), 155-165. DOI: 10.1680/envgeo.14.00010

General rights

Copyright and moral rights for the publications made accessible in Discovery Research Portal are retained by the authors and/or other copyright owners and it is a condition of accessing publications that users recognise and abide by the legal requirements associated with these rights.

- Users may download and print one copy of any publication from Discovery Research Portal for the purpose of private study or research.
- You may not further distribute the material or use it for any profit-making activity or commercial gain.
- You may freely distribute the URL identifying the publication in the public portal.

Take down policy

If you believe that this document breaches copyright please contact us providing details, and we will remove access to the work immediately and investigate your claim.

1 **Grass evapotranspiration-induced suction in slope: Case study**

2

3 Author 1

- 4 • Dr Anthony, Kwan LEUNG, PhD, Lecturer
5 • Division of Civil Engineering, University of Dundee, UK

6

7 **Full contact details of corresponding author.**

8 **Address:** Fulton Building, Division of Civil Engineering, University of Dundee, Nethergate,
9 UK. Post code: DD1 4HN

10 **E-mail:** { [HYPERLINK "mailto:a.leung@dundee.ac.uk" }](mailto:a.leung@dundee.ac.uk) }

11 **Telephone:** +44(0)1382 384390

12 **Fax:** +44(0)1382 384389

13

14 **Date of text written:** 4th May 2014

15

16 **Number of words in abstract:** 197

17 **Number of words in main text:** 5725 (including references)

18 **Number of tables:** 1

19 **Number of figures:** 5

20

1 **Abstract**

2

3 Grass evapotranspiration (ET) have been recognised to potentially affect shallow slope
4 stability due to additional soil suction induced by root-water uptake. Some limited field
5 studies showed higher suction induced in vegetated soil than that in bare soil, but some
6 reported the opposite. In order to improve the understanding of the hydrological role of
7 grass ET, this study newly-interprets suction responses of grassed slopes based on the
8 current knowledge of soil-water-root interaction on root-water uptake in unsaturated soil.
9 Three case histories, which included measurements of suction in both bare and grassed
10 slopes, are selected for investigation. It is revealed that during drying, ET-induced suction
11 in grassed slope was not necessarily higher than that by evaporation in bare slope. When
12 grass ET took place in relatively wet soil that has insufficient soil aeration (i.e., suction
13 lower than that corresponding to anaerobiosis point; 5 – 12 kPa for sandy soil), induced
14 suction in grassed slope could be 20% lower. During rainfall, the presence of grass
15 appears to help retaining higher suction in slope comprising of silty clay, as compared to
16 bare slope. On the contrary, for sandy soil, no discernible difference of suction retained
17 between grassed and bare slopes is observed.

18

19

20 **Keywords chosen from ICE Publishing list**

21 Geotechnical Engineering; Environment; Field testing & monitoring

22

23

24 **List of notation**

25 AEV Air-entry value [kPa]

26 AT Actual transpiration [mm]

27 Δ Slope of the vapour pressure curve [kPa °C⁻¹]

28 e_s Saturated vapour pressure [kPa]

29 e_a Actual vapour pressure [kPa]

30 ET Evapotranspiration [mm]

31 G Soil heat flux density [J m⁻² d⁻¹]

32 γ Psychometric constant [kPa °C⁻¹]

33 K_c Crop factor [-]

34 k_s Saturated water permeability of soil [m s⁻¹]

35 LAI Leaf Area Index [-]

36 PET Potential evapotranspiration [mm]

37 PT Potential transpiration [mm]

38 PWP Pore-water pressure [kPa]

39 R_n Net radiation intercepted by plant leaves [J m⁻² d⁻¹]

- 1 RH Relative humidity in air [%]
- 2 T Air temperature [°C]
- 3 u Wind speed [m s^{-1}]
- 4 WRC Water retention curve [-]
- 5 ψ_{an} Suction corresponding to anaerobiosis point [kPa]
- 6 ψ_{fc} Suction corresponding to field capacity [kPa]
- 7 ψ_{wp} Suction corresponding to wilting point [kPa]

1 **1. Introduction**

2 Vegetation has been recognised to potentially affect shallow slope stability through mechanical
3 and hydrological effects (Barker 1995). In past decades, mechanical properties of vegetated
4 soils have been researched for decades (Wu et al. 1988; Stokes and Mattheck 1996). The
5 beneficial effects of mechanical root reinforcement are sometimes considered in slope stability
6 calculation (Greenwood et al. 2004). In contrast, hydrological effects of plant evapotranspiration
7 (ET) on induced soil suction (or negative pore-water pressure) receive relatively less attention.
8 Although there were studies from agricultural literature investigating soil responses during plant
9 ET, they mainly focused on changes of soil moisture and hydrological water balance due to the
10 concern on crop yields (Wetzel and Chang 1987; Zhang et al. 2004; among others). As far as
11 slope stability is concerned, it is more relevant to interpret and relate plant ET with suction,
12 which has been generally recognised as one of the important stress-state variables governing
13 unsaturated soil behaviour (Coleman 1962). Extensive research has demonstrated that an
14 increase in suction would not only increase shear strength (Gan et al. 1988) but also decrease
15 water permeability (Ng and Leung 2012), and hence rainfall infiltration.

16
17 In engineering literature, a number of field studies have been conducted to measure suction
18 induced in vegetated soil slopes (Leung et al., 2011; Smethurst et al. 2012; Leung and Ng
19 2013a, b; among others). A few of them (Lim et al. 1996; Simon and Collison 2002; Kim and
20 Lee 2010) included also suction measurements in bare slope, as control, to quantify any
21 additional suction induced through root-water uptake. Based on these limited comparative
22 studies, the hydrological effects of plant ET on induced suction is identified not to be consistent.
23 It is found that vegetated soil could induce higher suctions than bare soil, but in some occasions
24 opposite findings are observed, even within one single set of field data. The underlying reason
25 causing this inconsistent observation is not well-understood.

26
27 In order to improve the understanding and identify the hydrological role of vegetation on the
28 suction response in slope, this study newly-interprets the three field studies (Lim et al. 1996;
29 Simon and Collison 2002; Kim and Lee 2010). The suction measurements reported in each
30 study are analysed not only based on engineering properties of unsaturated soil, but also on the
31 current understanding of soil-water-root interaction on root-water uptake in unsaturated soil.
32 Due to limited case histories available in the literature, only hydrological effects of grass are
33 investigated, whereas the effects of other plant species are not considered in this study.

34
35 **2. Review of governing parameters of ET and grass-induced suction**

36 Evapotranspiration of grassed soil is the sum of soil evaporation and grass transpiration. These
37 processes depend on soil type, grass type, climatic condition and their interaction. Under given
38 climatic conditions, potential evapotranspiration (PET) refers to the maximum value of ET when
39 there is unlimited supply of water to replenish the associated loss of soil moisture. According to
40 the well-known Penman-Monteith equation (Allen *et al.* 1998), which was derived based on

1 energy balance, PET [mm] is revealed to be a function of a series of atmospheric parameters,
2 and can be determined by:

3
4 { } (1)
5 **EMBED Equation.DSMT4**

6 where Δ is slope of the vapour pressure curve [kPa °C⁻¹]; R_n is net radiation intercepted by plant
7 leaves [J m⁻² d⁻¹]; G is soil heat flux density [J m⁻² d⁻¹] (usually negligible due to the relatively
8 small magnitude when compared to R_n ; Allen *et al.* 1998); γ is psychometric constant [kPa °C⁻¹];
9 T is air temperature [°C]; u is wind speed [m s⁻¹]; $(e_s - e_a)$ is vapour pressure deficit [kPa] (i.e.,
10 difference between saturated vapour pressure e_s and actual one e_a). The vapour pressure
11 deficit is equivalent to relative humidity (RH) in air, which is defined as the ratio e_a to e_s ; and K_c
12 is crop factor (typically taken to be 1.0 for grass species; Allen *et al.* 1998).

13
14 Depending on Leaf Area Index (LAI), part of the PET would partition to potential transpiration
15 (PT) based on the Beer's law (Ritchie 1972). PT refers to the maximum value of transpiration
16 when root-water uptake is unlimited for a given soil type. For clipped grass investigated in the
17 three studies, the LAI typically ranges from 1.5 to 2.2 (Allen *et al.* 1998). This means that about
18 55% – 65% of PET would contribute to PT. In most cases, actual transpiration (AT) is, however,
19 lower than PT when soil becomes unsaturated. In plant physiology research, the relationship
20 between AT and suction is represented by the so-called transpiration reduction function
21 (Feddes *et al.* 1976; van Genuchten 1987), which reflects the ability of root-water uptake when
22 ET takes place in soil having different initial wetness. When ET happens in relatively wet soil
23 that has suction less than that corresponding to anaerobiosis point, ψ_{an} , transpiring stops (AT =
24 0) due to a lack of soil aeration (i.e., oxygen stress; Dasberg and Bakker 1970). When ET takes
25 place in drier soil that has suction higher than ψ_{an} but lower than that corresponding to field
26 capacity (ψ_{fc}), grass is considered to be at the most favourable condition for water uptake (AT =
27 PT). In dry soil that has suction higher than ψ_{fc} , capillary force in soil becomes significant to
28 retain water and hence suppress root-water uptake, commonly referred to as water stress (Hillel
29 1998; AT < PT). Transpiration ceases when suction reaches the wilting point ψ_{wp} (AT = 0).

30
31 In the literature, the ψ_{an} and ψ_{fc} is empirically reported to range from 1 to 5 kPa and from 40 to
32 80 kPa (Feddes *et al.* 1976, Indraratna *et al.* 2006; Nyambayo and Potts 2010), respectively,
33 while ψ_{wp} is generally taken to be 1500 kPa. Based on the physical meanings of ψ_{an} and ψ_{fc} ,
34 they are anticipated to be strongly dependent upon the particle size distribution and hydraulic
35 properties of unsaturated soils. The ψ_{an} is a measure of soil aeration and it thus depends on the
36 diffusion rate of oxygen in soil. Many past experimental studies (Wesseling and van Wijk 1957;
37 Vomocil and Flocker 1961; Kirkham 1994; MacKay *et al.* 1997) have shown that the gas
38 diffusion practically stops when the air-filled porosity (i.e., volumetric air content) of soil is less

1 than 5% – 10% for a wide range of soil types. The inability of gas diffusion in relatively wet soil
2 would mean to have suppressed root metabolism and water uptake (Vartapetian and Jackson
3 1997; Armstrong and Drew 2002). For ψ_{fc} , it has been experimentally (Hillel 1998; Zacharias
4 and Bohne 2008) and analytically (Meyer and Gee 1999; Twarakavi *et al.* 2009) identified that
5 for various types of soil (1578 soil samples from the databases reported by Schaap *et al.* 2001
6 and Minasny *et al.* 2004), this parameter is related to water permeability and desorption rate
7 (i.e., amount of water content drop due to an increase in suction) of soil. The higher the
8 permeability or the desorption rate, the lower the soil moisture content is held at equilibrium,
9 and hence the higher the ψ_{fc} is.

10
11 In addition, the ability of root-water uptake would also be affected by the characteristics of grass
12 leaves and roots. This includes LAI, which controls the amount of solar radiation intercepted by
13 grass leaves for partitioning PET to PT. Another governing parameter is Root Length Density
14 (RLD), which is defined as the length of roots per unit volume of soil. At a given soil depth inside
15 a root zone, higher RLD means to have more roots existed in soil for water uptake. Moreover,
16 one possible mechanism that has been generally overlooked in literature is that the presence of
17 root in soil pore space is likely to have altered soil pore size and its distribution. This would
18 consequently results in a change of WRC and water permeability due to the potential blockage
19 of water flow channels in soil pore (Scanlan and Hinz 2010; Scholl *et al.* 2014).

20 21 **3. Selected case histories**

22 Three case histories from three countries (Singapore, South Korea, and United States of
23 America, USA) that are all situated in tropical, sub-tropical climate regions are selected for
24 investigation. The three test sites are namely (i) Nanyang Technological University, Singapore
25 (Lim *et al.* 1996), (ii) an express highway, South Korea (Kim and Lee 2010), and (iii) Goodwin
26 Creek Experimental Watershed, USA (Simon and Collison 2002). In each case history, suction
27 measurements in both bare and grassed soil slopes are available for direct comparisons.

28 29 **3.1 Nanyang Technological University, Singapore (Case SGP)**

30 The grassed slope tested in this site was 17 m high and has a uniform slope with an inclination
31 of 30°. The soil type was mainly silty clay, which has *in situ* saturated water permeability, k_s , of
32 1.0×10^{-6} m/s. A measured water retention curve (WRC) of the soil is shown in Figure 1. It can
33 be seen that the air-entry value (AEV) of this fine-grained silty clay is considerably high (~150
34 kPa). The grass species covered on the slope was pasture, which has an average root depth of
35 0.1 m. More index properties of the soil and the grass are summarised in Table 1.

36
37 In this field study, the grassed slope was divided into two sections, one of which the top 0.1 m of
38 the soil containing roots was excavated to form a bare slope, while the other section remained

1 as is (i.e., grassed slope). In each slope, a number of tensiometers were installed to measure
2 negative pore-water pressure (PWP) or suction at 0.5, 1.0, and 1.5 m depths.

3 4 **3.2 An express highway, South Korea (Case SK)**

5 The study slope in this case was also 17 m high and has a gradient of 29°. The soil type was
6 clayey sand with gravel. The measured k_s of the soil was 1.2×10^{-5} m/s, which is an order of
7 magnitude higher than that of the relatively finer soil type in Case SGP. The *in situ* measured
8 WRC depicted in Figure 1 shows that the AEV of the coarse-grained soil is less than 1 kPa. The
9 slope in this field study was partially vegetated with pasture, which has an average root depth of
10 0.2 m. The area where pasture was present is designated as grassed slope, whereas that
11 without pasture is bare slope. In both the bare and grassed slopes, three tensiometers were
12 installed at relatively shallower depths of 0.15, 0.3, and 0.45 m for measuring suction.

13 14 **3.3 Goodwin Creek Experimental Watershed, Northern Mississippi, USA (Case USA)**

15 The vegetated streambank investigated in this study was 3 m high and was made up of layers
16 of loess-derived alluvium (fine sand). The bank was steep, generally between 70° and 90°. As
17 shown in Figure 1, the AEV of the soil is 4 kPa. The grass species covered the streambank was
18 clump grass, which has an average root depth of 0.5 m. Five tensiometers were installed at 0.3,
19 1.0, 2.0, 2.7, and 4.3 m depths in both the bare and grassed slopes for measuring suction.

20
21 In the following discussion, any effects of grass ET on (i) suction induced during drying period
22 and (ii) suction retained during wetting period are explored. The magnitude and distribution of
23 suction recorded in each case history are interpreted based on the current understanding of
24 soil-water-root interaction on root-water uptake in unsaturated soil, as summarised in Section 2.

25 26 **4. Results and discussions**

27 **4.1 Field observed pore-water pressure induced during drying periods**

28 Figure 2 shows the measured responses of PWP distributions during two typical drying periods
29 for all three selected case histories. In each case, a hydrostatic line representing the respective
30 location of groundwater table is depicted for reference. After drying for 3 days in period 1 in
31 Case SGP (Figure 2(a)), suctions in both the bare and grassed slopes increased, and the
32 magnitude at 0.5 m depth in the grassed slope was 15% higher. In contrast, the peak suction
33 induced in the bare slope in period 2 was higher than that in the grassed slope by not more than
34 10% (Figure 2(b)). However, it should not be misled that the comparisons between periods 1
35 and 2 are made under different suctions before drying. In fact, the amount of suction increase in
36 the grassed slope in both periods 1 and 2 were larger than that in the bare slope consistently.

37
38 At deeper depths of 1 and 1.5 m, the difference of suction induced in the bare and the grassed
39 slope is found to be indiscernible during both periods. This seems to suggest that the depth of

1 influence zone of suction due to grass ET was less than 1 m, below which the suction was not
2 likely to be affected by root-water uptake within the root zone (i.e., the top 0.1 m).

3
4 Similar to Case SGP, the suction gained in the grassed slope in Case SK (70 kPa) were more
5 than that in the bare slope (40 kPa) during summer in period 1 (Figure 2(c)). However, in period
6 2 (Figure 2(d)), much higher suction (30 kPa) was recorded in the bare slope, whereas any
7 suction induced by ET in the grassed slope seems to be negligible. This may be attributed to
8 the reduction of root-water capability when grass ET took place in relatively wet soil (i.e., low
9 suction; < 3 kPa) in period 2. The lack of soil aeration in wet soil (i.e., low oxygen diffusion rate)
10 may have developed oxygen stress to grass, which consequently suppressed root metabolism
11 and hence root-water uptake. More detailed discussion on any effects of oxygen stress on ET-
12 induced suction is given in the next section.

13
14 During summer in Case USA (period 1; Figure 2(e)), larger suction increase was also recorded
15 in the grassed slope than in the bare slope. In contrast, the response of suction recorded during
16 winter (period 2; Figure 2(f)) were different from those exhibited in period 1 and those observed
17 in the previous two cases. In this occasion, it is found that the amount of suction increase at 0.3
18 m depth in the bare slope (30 kPa) was twice as much as that in the grassed slope (15 kPa).
19 Also, the peak induced suction in the bare slope (67 kPa) was 10% higher. Since any grass ET
20 in this case took place in relatively dry soil (i.e., suction as high as 25 kPa or degree of
21 saturation < 60%; see Figure 1), any effects of oxygen stress on root-water uptake might not be
22 pronounced. Simon and Collison (2002), who reported this case history, argued that the lower
23 suction induced in the grassed slope in winter time was attributed to grass dormancy, during
24 which any root-water uptake might have ceased.

26 **4.2 Identified hydrological effects of grass on induced suction during drying**

27 To identify any hydrological effects of grass ET during drying periods, suctions measured before
28 and after drying in all three cases are related in Figure 3. Note that every pair of data points
29 taken from bare and grassed slopes has the same drying duration for fair comparison. When
30 grass ET takes place in relatively wet soil having suctions less than 15 kPa, suction induced in
31 grassed slopes by ET is 20% – 100% lower than that induced in bare slopes by evaporation
32 (see inset). This is likely attributed to the lack of soil aeration as the build-up of oxygen stress
33 may have suppressed root metabolism and hence root-water uptake. As discussed in Section 2,
34 soil aeration is experimentally found to be sufficient when air-filled porosity of soil is higher than
35 5%–10%. It can be estimated from the WRC (Figure 1) that the suction (i.e., ψ_{an}) corresponding
36 to this range of air-filled porosity is 1 – 5 kPa and 5 – 12 kPa for the soil in Cases SK and USA,
37 respectively. When root-water take happened in soil having suction higher than this range of ψ_{an} ,
38 ET-induced suction in grassed slopes, in turn, became higher than evaporation-induced suction
39 in bare slopes by at least 15% (Figure 3). This is because suction higher than the ψ_{an}

1 corresponds to degree of saturation below 70% (Figure 1), and any oxygen stress developed is
2 likely to have relieved as air permeability at such low degree of saturation may be high enough
3 for sufficient soil aeration.

4
5 For Case SGP, it is similarly observed that suction induced in the grassed slope was higher
6 than that in the bare slope, when ET happened in soil that has initial suction ranging between
7 15 – 40 kPa (Figure 3). This is, however, somewhat unexpected. According to the WRC shown
8 in Figure 1, the soil type (i.e., silty clay) encountered in this case appears to have greater water
9 retention capability than those in the other two cases. For air-filled porosity of 5% – 10%, the
10 corresponding suction (i.e., ψ_{an}) of this particular soil type is higher than 200 kPa. In other
11 words, oxygen stress is anticipated to have been developed to suppress root metabolism when
12 root-water uptake took place in the relatively wet soil with suction ranged between 15 and 40
13 kPa. While ψ_{an} seems to be a crucial factor that governs the ability of root-water uptake, this
14 parameter is not only a function of the hydraulic properties of soil, but also depends on the
15 grass type and its adaptability to climatic conditions. Direct measurement of this characteristic
16 suction in the field is therefore not straightforward. As far as the author is aware, studies to
17 quantify such complex dependency of soil-water-plant-atmosphere interaction on ψ_{an} are rare,
18 even in the literature of plant physiology and agricultural research. Further investigation on ψ_{an}
19 is needed to clarify the hydrological role of grass on ET-induced suction in relatively wet soil.

21 **4.3 Field observed suction retained during rainfall periods**

22 Measured PWP profiles before and after rainfall in each case history are shown in Figures 4(a)
23 – (f). Each PWP response is obtained during a rainfall event, which happened right after the
24 drying period reported in Figure 2. As shown in Figures 4(a) and (b), suctions in both the bare
25 and grassed slopes comprising silty clay soil in Case SGP decreased after rainfall. In both
26 periods 1 and 2, the grassed slope retained higher suctions than the bare slope by 20% – 250%.
27 The additional suction retained in the grassed slope is, however, less likely attributed to grass
28 root-water uptake. During rainfall, RH in air is usually high, while solar radiation is low due to
29 cloudy condition. This is especially the case in humid tropical, sub-tropic climate regions
30 (typically RH > 80% and radiation < 10 MJ/m²/d; Leung and Ng 2013b), including the three
31 cases investigated in this study. Under such climatic conditions, any grass ET during rainfall is
32 likely to be negligible (refer to Equation (1)). Instead, the amount of suction retained appears to
33 be dependent upon the amount of suction gained from previous drying period. It can be seen
34 that suctions retained in the grassed slope at 0.5 m depth (25 and 50 kPa in periods 1 and 2,
35 respectively) were higher when the suctions gained before rainfall (58 and 80 kPa in periods 1
36 and 2, respectively) were higher.

37
38 For Case SK (see Figures 4(c) and (d)), almost all suctions were reduced to less than 10 kPa in
39 both the bare and grassed slopes after small rainfall intensity of 6.7 mm/d in period 1 and large

1 intensity of 78.7 mm/d in period 2. It can be seen that the suction profiles measured after rainfall
2 in the bare and grassed slopes comprising of clayey sand were close to each other, unlike the
3 case observed in finer silty clay slopes in Case SGP. This means that for the soil type
4 investigated in Case SK, higher suction gained from previous drying period in either bare or
5 grassed slope did not necessarily help retaining higher suctions after subjecting to both rainfall
6 events in periods 1 and 2. Any benefit due to higher suction gained from previous drying period
7 by evaporation (for bare slope) and ET (for grassed slope) was not significant.

8
9 On the contrary, for the fine sand slopes investigated in Case USA, it is similar to Case SGP
10 that suctions retained after both the rainfall with an intensity of 14 mm/d in period 1 (Figure 4(e))
11 and the rainfall with smaller intensity (3 mm/d) in period 2 (Figure 4(f)) were higher when suction
12 induced before each rainfall event was higher. It should be noted that for the rainfall event in
13 period 2, the increase in suction observed in the grassed slope below 2 m depth is because the
14 influence zone of suction due to the small rainfall intensity was shallower than 2 m.

15 16 **4.4 Identified hydrological effects of grass on suction retained during rainfall**

17 To identify any hydrological mechanisms of grass that affects PWP responses during rainfall,
18 correlations between PWP before and after rainfall are established in Figure 5 for the top 0.5 m
19 near grass root zone. As shown in the figure, suctions (negative PWP) retained in Case SGP
20 (both the bare and grassed slopes comprising of silty clay) after rainfall were higher when
21 suction gained from previous drying periods were higher. This is because when suction before
22 rainfall was higher, water permeability of soil would be lower (Ng and Leung 2012). This hence
23 reduces infiltration when rainfall happens subsequently.

24
25 For a given initial suction, it can be seen that the final suction retained in the grassed slope in
26 Case SGP was higher than that in the bare slope after rainfall. Moreover, the amount of suction
27 drop in the grassed slope (33% – 66%) is much smaller than that in the bare slope (50% – 90%).
28 One possible mechanism resulting in higher suction retained in the grassed slope might be
29 attributed to the reduction of water permeability due to blockage of water flow channels by grass
30 roots. This is consistent to the dataset interpreted by Huat et al. (2006) and Leung et al. (2014),
31 who showed that infiltration rate in grassed soil was lower than that in bare soil. Such observed
32 suction responses due to the presence of roots might be explained by a conceptual model
33 proposed by Scanlan and Hinz (2010). This model suggests that if soil pore space is idealized
34 as a capillary tube partially filled with water, the presence of roots in soil pore for a given RLD
35 would lead to a decrease in the diameter of the water meniscus, and the associated change in
36 soil suction would hence affect both WRC and water permeability (Scholl et al. 2014).

37
38 For Case USA, both the bare and grassed slopes comprising of fine sand also retained higher
39 suctions when suctions before rainfall were higher. However, unlike Case SGP, the grassed
40 slope did not appear to retain higher suction and did not show smaller suction drop than the

1 bare slope. Any beneficial effects due to the presence of roots in the grassed slope seem not to
2 be significant. Simon and Collison (2002) speculated that there was potential stemflow
3 concentrating rainwater to depths of the grassed slope. The observed negligible difference of
4 suction retained between the bare and grassed slopes in this case might be the consequence of
5 the counteraction between the beneficial (reduction of water permeability due to root inclusions)
6 and the detrimental (stemflow) hydrological effects of grass.

7
8 Rather different suction responses were exhibited in Case SK, as compared to the previous two
9 cases. Data points collected from both the bare and grassed slopes comprising of clayey sand
10 in this case distribute almost horizontally within a suction band between 2.7 and 5.3 kPa. Within
11 this suction band, no major difference is found between the bare and grassed slopes, meaning
12 that suction retained in both slopes after rainfall were independent of suction gained before
13 rainfall. This is, however, not found in both Cases SGP and USA. This might be attributed to the
14 difference of water retention behaviour of soil between the three cases. According to the WRC
15 shown in Figure 1, it can be seen that for the same given increase in water content (due to
16 rainfall infiltration), the decrease in suction for the coarser soil in Case SK is generally greater
17 than that for the finer soil in other cases. Nevertheless, it should be noted that this comparison
18 is more appropriate to be made based on wetting, rather than drying, WRC. Unfortunately,
19 wetting WRC is not reported in all three cases for such comparison.

20 21 **5. Summary and conclusions**

22 This study explores and improves the understanding of the hydrological effects of grass on
23 suction responses in grassed slopes situated in tropical, sub-tropical climate regions. Three
24 case histories, which are the very few field studies documenting measurements of pore-water
25 pressure responses in both bare and grassed slopes, were selected for new interpretation.
26 Effects of grass roots on (i) suction induced during evapotranspiration (ET) and (ii) suction
27 retained during rainfall are investigated in relations to the current understanding of soil-water-
28 root interaction on root-water uptake in unsaturated soil. Based on the new interpretation of the
29 three limited case histories, some key hydrological roles of grass may be identified, as follows:

- 30
31 (a) For the given climatic condition, it is revealed that ET-induced suction in grassed slope was
32 not always higher than that induced by evaporation in bare slope. When ET took place in
33 relatively wet soil that has suctions lower than that of aerobiosis point (i.e., ψ_{an} ; 1 – 5 kPa
34 for clayey sand and 5 – 12 kPa for fine sand), grassed slope induced lower suctions than
35 bare slope by almost 20%. These ranges of ψ_{an} are found to correspond to the air-filled
36 porosity of 5% – 10%. This matches the values identified from various past experimental
37 studies, which suggested that within this range of air-filled porosity, any gas diffusion in soil
38 would practically stop. The insufficient soil aeration would hence suppress the root-water
39 uptake. In contrast, when grass ET took place in drier soil that has suctions higher than ψ_{an} ,

1 the suction induced in grassed slope was higher than evaporation-induced suction in bare
2 slope by at least 15%.

3
4 (b) However, it is identified in one of the case histories that even though ET took place in soil
5 that has suctions less than ψ_{an} , suction induced in the grassed slope comprising of silty
6 clay was higher than that in the bare slope. While there is scarce research on ψ_{an} , further
7 investigation is needed to quantify the ψ_{an} in relation to some factors that may account for
8 the unexpected observation in this case history, including soil hydraulic properties, grass
9 type, root characteristics as well as the adaptability of grass to climatic conditions.

10
11 (c) The effect of grass on suction retained during rainfall is revealed to be more significant for
12 slope comprising of finer soil type than that of coarse one. During rainfall with intensity less
13 than 20 mm/d, it is found that the grassed slope comprising of silty clay retained higher
14 suction than bare slope, when comparing under the same given initial suction before
15 rainfall. On the contrary, for sandy soil, no discernible difference of suction retained
16 between grassed and bare slope is observed, regardless of the intensity of rainfall.

17
18 (d) It is identified that higher suction induced before rainfall did not necessarily result in higher
19 suction retained after rainfall. When comparing the responses of suction retained between
20 clayey sand slope and fine sand slope (both with vegetation), the decrease in suction in the
21 former, coarser soil type is found to be greater than that in the latter, finer one, for a given
22 rainfall event with similar intensity.

23
24 It must be emphasised that due to a lack of comparative field studies available in the literature,
25 the above conclusions are drawn based on three specific case histories. As the response of ET-
26 induced suction depends on many factors including soil type, grass type, climatic condition and
27 their complicated interaction that are difficult to be differentiated, these conclusions should be
28 treated with caution and not extrapolate the observations to general case. More comprehensive
29 sets of field data that cover the measurements of suction and water content in both bare and
30 grassed slopes and site-specific climatic data are needed to further examine the discussion
31 given in this paper.

32 **Acknowledgements**

34 The author would like to acknowledge the research fund provided by the Northern Partnership
35 Research, a research pool with significant funding support from the Scottish Funding Council
36 involving University of Aberdeen, University of Dundee and the Robert Gordon University.
37 Thanks also go to Prof. H. Rahardjo from Nanyang Technology University (NTU), Singapore
38 and Dr Y. K. Kim from Korea Advanced Institute of Science and Technology (KAIST), South
39 Korea, for their kind sharing of some information of their case histories presented in this paper.

1
2
3
4
5
6
7
8
9
10
11
12
13
14
15
16
17
18
19
20
21
22
23
24
25
26
27
28
29
30
31
32
33
34
35
36
37
38

References

Allen RK, Pereira LS, Raes D and Smith M (1998) *Crop evapotranspiration: Guidelines for computing crop water requirements*. Food and Agricultural Organisation's Irrigation and Drainage Paper 56

Armstrong W and Drew MC (2002) Root growth and metabolism under oxygen deficiency. In *Plant roots: The Hidden Half* (3rd edition), New York and Basel pp. 729–761.

Barker DH (1995) *Vegetation and slopes: stabilization, protection, and ecology*. Institute of Civil Engineers, London: Thomas Telford.

Coleman JD (1962) Correspondence: Stress/strain relations for partly saturated soils. *Geotechnique* 12(4): 348–350.

Dasberg S and Bakker JW (1970) Characterizing soil aeration under changing soil moisture conditions for bean growth. *Agronomy Journal* 62: 689–692.

Feddes RA, Kowalik P, Kolinska-Malinka K and Zaradny H (1976) Simulation of field water uptake by plants using a soil water dependent root extraction function. *Journal of Hydrology* 31(1): 13-26.

Gan JKM, Fredlund DG and Rahardjo H (1988) Determination of the shear strength parameters of an unsaturated soil using the direct shear test. *Canadian Geotechnical Journal* 25(3): 500–510.

Greenwood JR, Norris JE and Wint J (2004) Assessing the contribution of vegetation to slope stability. *Proceedings of the Institution of Civil Engineers (ICE) – Geotechnical Engineering* 157(4): 199–207.

Hillel D (1998) *Environmental Soil Physics*. Academic Press, San Diego, CA 92101-4495, USA.

Huat BBK, Ali FHJ and Low TH (2006) Water infiltration characteristics of unsaturated soil slope and its effect on suction and stability. *Geotechnical and Geological Engineering* 24(5): 1293–1306.

Indraratna B, Fatahi B and Khabbaz H (2006) Numerical analysis of matric suction effects of tree roots. *Proceedings of the Institution of Civil Engineers (ICE) – Geotechnical Engineering* 159(2): 77–90.

Kirkham MB. (1994) Streamlines for diffusive flow in vertical and surface tillage: A model study. *Soil Science Society of America Journal* 58: 85–93.

Kim YK and Lee SR (2010) Field infiltration characteristics of natural rainfall in compacted roadside slopes. *Journal of Geotechnical and Geoenvironmental Engineering ASCE* 136(1): 248–252.

Leung AK and Ng CWW (2013a) Seasonal movement and groundwater flow mechanism in an unsaturated saprolitic hillslope. *Landslides* 10(4): 455–467.

Leung AK and Ng CWW (2013b) Analyses of groundwater flow and plant evapotranspiration in a vegetated soil slope. *Canadian Geotechnical Journal*, 50(12): 1204–1218.

- 1 Leung AK, Garg A, Coe JL, Ng CWW and Hau BCH (2014) Field study of infiltration rates and
2 suctions in different vegetated grounds. Under review in *Journal of Geotechnical and*
3 *Geoenvironmental Engineering ASCE*
- 4 Leung AK, Sun HW, Millis S, Pappin JW, Ng CWW and Wong HN (2011) Field monitoring of an
5 unsaturated saprolitic hillslope. *Canadian Geotechnical Journal* 48(3): 339–353.
- 6 Lim TT, Rahardjo H, Chang MF and Fredlund DG (1996) Effect of rainfall on matric suctions in a
7 residual soil slope. *Canadian Geotechnical Journal* 33(4): 618–628.
- 8 MacKay PL, Yanful EK and Rowe RK (1997) Diffusion coefficients of oxygen through
9 unsaturated soils *Proceedings, 50th Canadian Geotechnical Conference, Ottawa, October 2:*
10 649–656.
- 11 Meyer PD and Gee G (1999) Flux-based estimation of field capacity. *Journal of Geotechnical*
12 *and Geoenvironmental Engineering* 125(7): 595–599.
- 13 Minasny B, Hopmans JW, Harter TH, Tuli AM, Eching SO and Denton DA (2004) Neutral
14 network prediction of soil hydraulic functions for alluvial soils using multi-step outflow data.
15 *Soil Science Society of American Journal* 68: 417 – 429.
- 16 Ng CWW and Leung AK (2012) Measurements of drying and wetting permeability functions
17 using a new stress-controllable soil column. *Journal of Geotechnical and Geoenvironmental*
18 *Engineering ASCE* 138(1): 58–68.
- 19 Nyambayo VP and Potts DM (2010) Numerical simulations of evapotranspiration using a root
20 water uptake model. *Computer and Geotechnics* 37(1 – 2): 175–186.
- 21 Ritchie JT (1972) Model for predicting evaporation from a row crop with incomplete cover. *Water*
22 *Resources Research*, 8(5): 1204–1213.
- 23 Scanlan CA and Hinz C (2010) Insight into the processes and effects of root-induced changes to
24 soil hydraulic properties. *In 19th World Congress of Soil Science, Soil Solutions for a*
25 *Changing World, Brisbane, Australia, 1– 6 August 2010. pp. 41– 44.*
- 26 Schaap MG, Leij FJ and van Genuchten MT (2001) Rosetta: A computer program for estimating
27 soil hydraulic parameters with hierarchical pedotransfer functions. *Journal of Hydrology*
28 251(3–4): 163–176.
- 29 Scholl P, Leitner D, Kammerer G, Loiskandl W, Kaul H-P and Bodner G (2014) Root induced
30 changes of effective 1D hydraulic properties in a soil column. *Plant and Soil. Open Access,*
31 DOI: 10.1007/s11104-014-2121-x
- 32 Simon A and Collison A (2002) Quantifying the mechanical and hydrologic effects of riparian
33 vegetation on streambank stability. *Earth Surface Processes and Landforms* 27(5): 527–546.
- 34 Smethurst JA, Clarke D and Powrie W (2012) Factors controlling the seasonal variation in soil
35 water content and pore water pressures within a lightly vegetated clay slope. *Geotechnique*
36 62(5): 429–446.
- 37 Stokes A and Mattheck C (1996) Variation of wood strength in tree roots. *Journal of*
38 *Experimental Botany* 47(5): 693–699.
- 39 Twarakavi NKC, Sakai M and Simunek J (2009) An objective analysis of the dynamic nature of
40 field capacity. *Water Resources Research* 45(10) doi: 10.1029 /2009WR007944.

- 1 Vartapetian BB and Jackson MB (1997) Plant adaptation to anaerobic stress. *Annals of Botany*
2 79(Supplement A): 3–20.
- 3 Vomocil JA and Flocker WJ (1961) Effect of soil compaction on storage and movement of soil
4 air and water. *Transaction of the American Society of Agricultural Engineers* 4(2): 242–246.
- 5 Wetzel PJ and Chang JT (1987) Concerning the relationship between evapotranspiration and
6 soil moisture. *Journal of Applied Meteorology and Climatology* 26(1): 18–27.
- 7 Wesseling J and van Wijk WR (1957) Soil physical conditions in relation to drain depth. In
8 *Drainage of Agricultural Lands*, American Society of Agronomy: Madison Wisconsin, 461–
9 504.
- 10 Wu TH, Beal PE and Lan C (1988) In-situ shear test of soil-root systems. *Journal of*
11 *Geotechnical Engineering ASCE* 114(12): 1376–1394.
- 12 van Genuchten MT 1987. *A numerical model for water and solute movement in and below the*
13 *root zone*. Res. Rep. 121. USDA-ARS, US Salinity Lab, Riverside, CA, USA.
- 14 Zacharias S and Bohne K (2008) Attempt of a flux-based evaluation of field capacity. *Journal of*
15 *Plant Nutrient and Soil Science* 171(3), doi: 10.1002/jpln.200625168.
- 16 Zhang Y, Kendy E, Qiang Y, Liu C, Shen Y and Sun H (2004) Effect of soil water deficit on
17 evapotranspiration, crop yield, and water use efficiency in the North China Plain. *Agricultural*
18 *Water Management* 64(2): 107–122.

Figure captions

Figure 1. Water retention curves of soil investigated in the three selected case histories

Figure 2. Measured pore-water pressure profiles upon drying for Case SGP in (a) period 1, (b) period 2, for Case SK in (c) period 1, (d) period 2, and for Case USA in (e) period 1, (f) period 2

Figure 3. Correlations of measured suctions before and after drying

Figure 4. Measured pore-water pressure profiles upon rainfall for Case SGP in (a) period 1, (b) period 2, for Case SK in (c) period 1, (d) period 2, for Case USA in (e) period 1 and (f) period 2

Figure 5. Correlations of measured PWP before and after rainfall near the root zone of grass

Table 1. Detailed comparisons of slope geometry, soil type, grass type and instrumentation among the three selected case histories

Case		SGP	SK	USA	
Country		Singapore	South Korea	USA	
Climate		Tropical rainforest	Humid subtropical		
Slope geometry	Height (m)	17	17	3	
	Length (m)	25	30	3 – 4	
	Slope angle (°)	30	29	70 – 90	
	Water table (m below ground surface)	5 – 20	N.A.	2.75	
Soil	Type		Silty clay	Clayey sand with gravel	Fine sand
	Particle-size distribution	Gravel (%)	15 – 50	25	N.A.
		Sand (%)		48	
		Silt (%)		27	
		Clay (%)	50 – 85		
	Plastic limit (%)		15 – 30	N.A.	
	Liquid limit (%)		30 – 60		
	<i>In situ</i> saturated water permeability (m/s)		1×10^{-6}	1.2×10^{-5}	N.A.
	Effective cohesion (kPa)		30	N.A.	1.4 – 6.3
	Friction angle, ϕ (°)		26		27 – 28.5
	Friction angle with respect to an increase in matric suction, ϕ^b (°)		26 (suction less than 400 kPa)		10.2 – 17
Air-entry value (kPa)		150	0.8	4	
Deduced suction value corresponding to the anaerobiosis point (kPa)		> 200	1 – 5	5 – 12	
Grass	Type		Pasture	Pasture	Clump grass
	Root depth (m)		0.1	0.2	0.3
Installation depth of tensiometers	Within root zone (m)		--	0.15	0.3
	Below root zone (m)		0.5, 1.0, 1.5	0.3, 0.45	1.0, 2.0, 2.7, 4.3

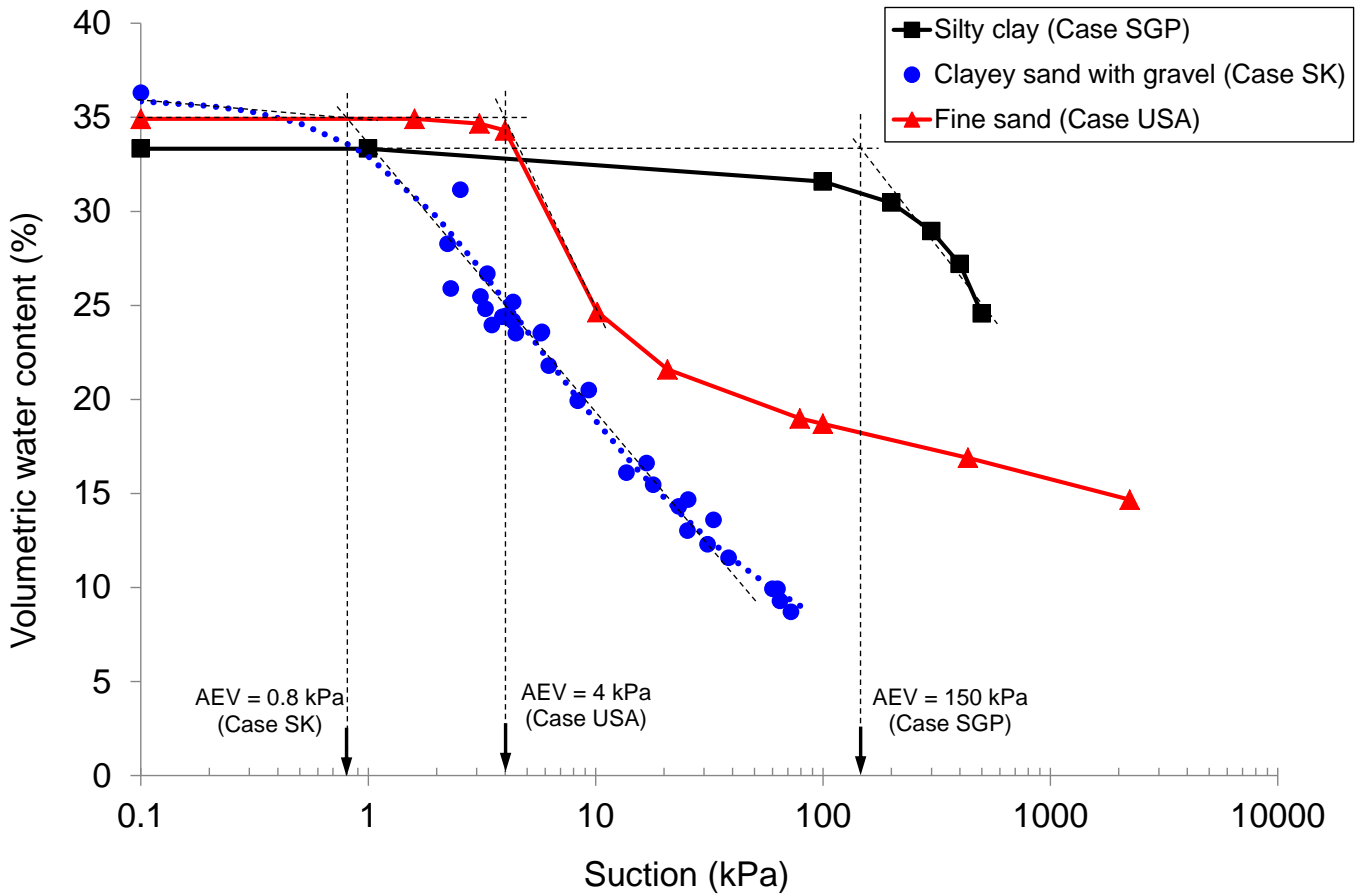
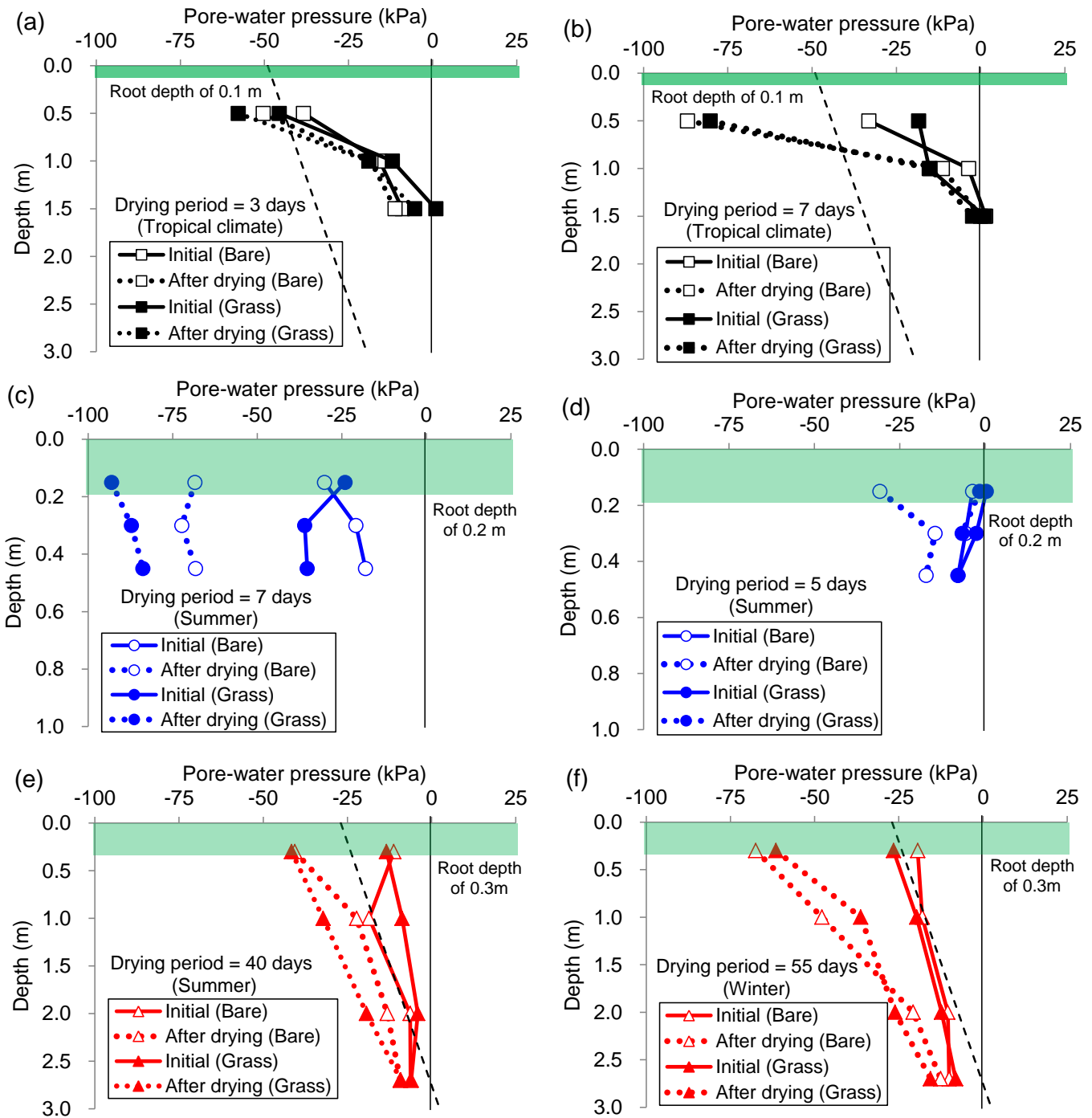


Fig. 1. Water retention curves of soil investigated in the three selected case histories



Note: Hydrostatic line is not given for Case SK since the depth of water table is not reported in Kim and Lee (2010)

Fig. 2. Measured pore-water pressure profiles upon drying for Case SGP in (a) period 1, (b) period 2, for Case SK in (c) period 1, (d) period 2, and for Case USA in (e) period 1, (f) period 2

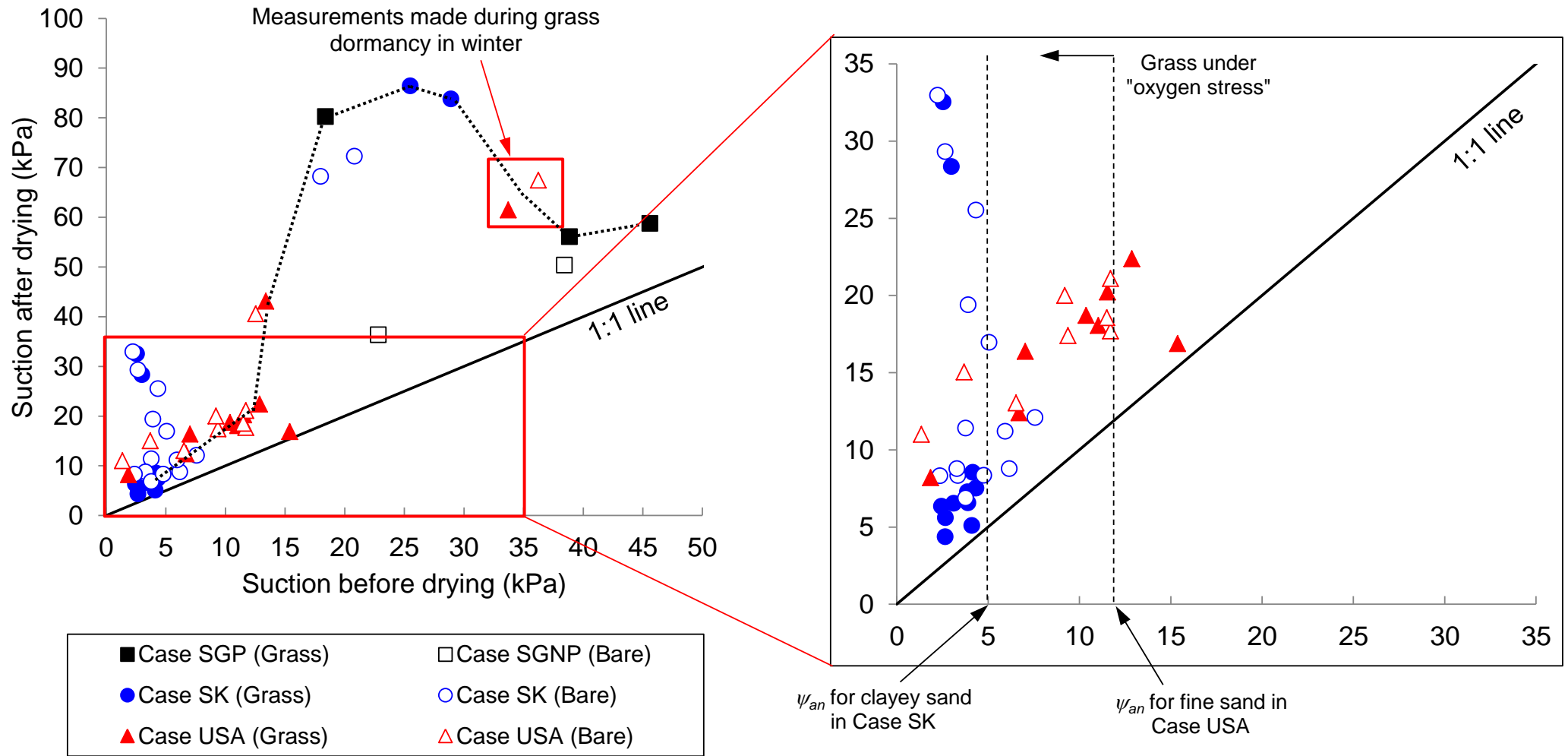
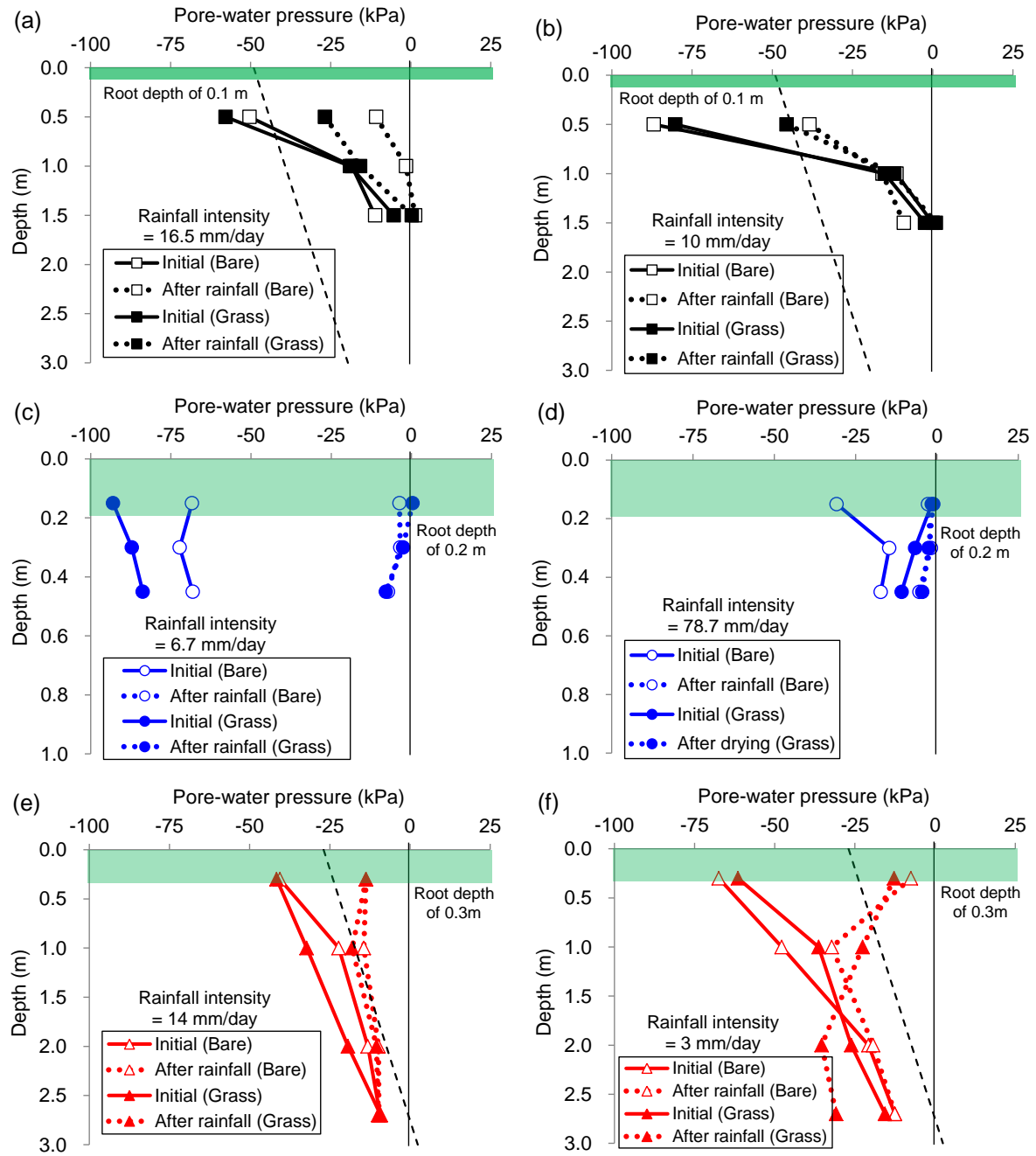


Fig. 3. Correlations of measured suctions before and after drying



Note: Hydrostatic line is not given for Case SK since the depth of water table is not reported in Kim and Lee, (2010)

Fig. 4. Measured pore-water pressure profiles upon rainfall for Case SGP in (a) period 1, (b) period 2, for Case SK in (c) period 1, (d) period 2, for Case USA in (e) period 1 and (f) period 2

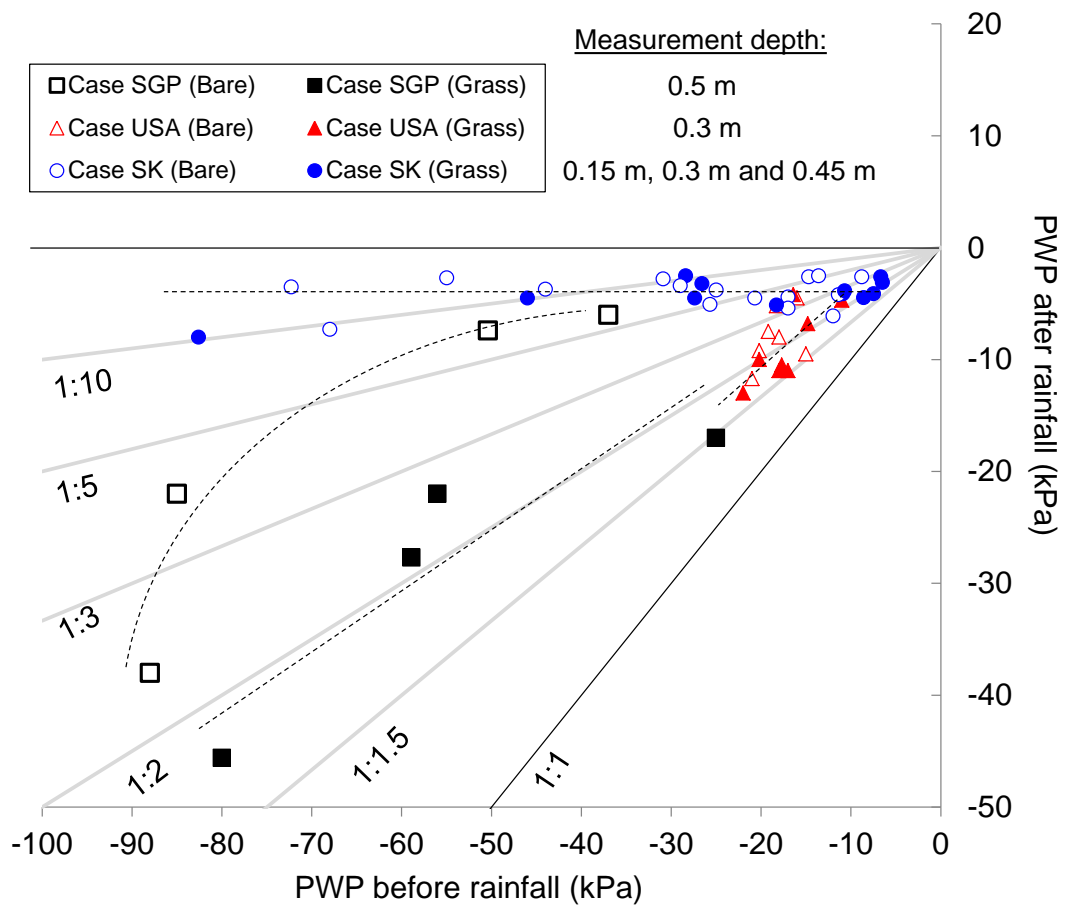


Fig. 5. Correlations of measured PWP before and after rainfall near the root zone of grass