

This is a repository copy of *Ignition criteria for x-ray fast ignition inertial confinement fusion*.

White Rose Research Online URL for this paper:

<https://eprints.whiterose.ac.uk/159645/>

Version: Accepted Version

---

**Article:**

Lee, Jacob G., Robinson, Alexander P L and Pasley, John Richard [orcid.org/0000-0001-5832-8285](https://orcid.org/0000-0001-5832-8285) (2020) Ignition criteria for x-ray fast ignition inertial confinement fusion. *Physics of Plasmas*. 042711. ISSN 1089-7674

<https://doi.org/10.1063/5.0004112>

---

**Reuse**

Items deposited in White Rose Research Online are protected by copyright, with all rights reserved unless indicated otherwise. They may be downloaded and/or printed for private study, or other acts as permitted by national copyright laws. The publisher or other rights holders may allow further reproduction and re-use of the full text version. This is indicated by the licence information on the White Rose Research Online record for the item.

**Takedown**

If you consider content in White Rose Research Online to be in breach of UK law, please notify us by emailing [eprints@whiterose.ac.uk](mailto:eprints@whiterose.ac.uk) including the URL of the record and the reason for the withdrawal request.

Ignition Criteria for XFI ICF

## Ignition Criteria for X-Ray Fast Ignition Inertial Confinement Fusion

J. G. Lee,<sup>1,2</sup> A. P. L. Robinson,<sup>1, a)</sup> and J. Pasley<sup>3</sup><sup>1</sup>Central Laser Facility, STFC Rutherford-Appleton Laboratory, Harwell Campus OX11 0QX, UK<sup>2</sup>Pembroke College, University of Cambridge, Cambridge CB2 1RF, UK<sup>3</sup>Department of Physics, University of York, York YO10 5DD, UK

(Dated: 27 March 2020)

The derivation of the ignition energy for fast ignition ICF is reviewed and 1D simulations are used to produce a revised formula for the ignition energy of an isochoric central hot-spot, which accounts for variation in the radius of the hot-spot  $r_h$  as well as the density  $\rho$ . The required energy may be as low as 1 kJ when  $\rho r_h \approx 0.36 \text{ g cm}^{-2}$ ,  $T \approx 20 \text{ keV}$ , and  $\rho \geq 700 \text{ g cm}^{-2}$ . Although there are many physical challenges to creating these conditions, a possible route to producing such a hot-spot is via a bright source of non-thermal soft x-rays. Further 1D simulations are used to study the non-thermal soft x-ray heating of dense DT and it is found to offer the potential to significantly reduce hydrodynamic losses as compared to particle driven fast ignition due to the hotspot being heated supersonically in a layer-by-layer fashion. A sufficiently powerful soft x-ray source would be difficult to produce, but line emission from laser-produced-plasma is the most promising option.

In the past two decades there has been considerable interest in Fast Ignition (FI)<sup>1</sup> a variant of Inertial Confinement Fusion (ICF). This interest is driven by the potential to achieve high gain ( $G > 100$ )<sup>2</sup>, whilst reducing the overall capital cost (relative to central hot spot ignition). The central idea of all FI variants is to separate the compression and heating stages, with the compression generating a dense (but cool) mass of DT fuel by established means, and the heating being done by an additional source of highly penetrating particles or radiation. Relativistic electrons, multi-MeV ions<sup>3</sup>, and x-rays have all been considered as possible 'ignitors' by various researchers.

Recently, at least two papers<sup>4,5</sup> have been published suggesting that using non-thermal soft x-rays rather than an electron or ion beam for FI could further reduce the ignition energy by an order of magnitude. Hu et al.<sup>4</sup> claim to be able to achieve ignition on OMEGA- and NIF-scale targets at laser energies several times below those predicted by the well known formula for electron-beam-driven FI<sup>6</sup>:

$$E_{ign} = 140\rho_{100}^{-1.85} \text{ kJ} \quad (1)$$

The explanation given by Hu et al. for this is that there is a special advantage in the 'layer-by-layer' heating of the x-ray pulse, however this was not elaborated upon.

In this letter we begin by re-analysing the isochoric ignition problem and showing that the requirements for ignition can be relaxed provided that a hotter hot-spot can be generated. This condition is not a matter of the details of x-ray heating so these findings are important for all variants of FI, as they suggest that tuning FI schemes towards generating hotter hot-spots with lower  $\rho r_h$  may be a fruitful way to reduce ignition energies and thus the overall cost of FI schemes.

Secondly, we analyse the radiation hydrodynamics of heating by bright, non-thermal soft x-rays and hence justify the use of the isochoric ignition condition we have derived. We also suggest a possible interpretation of the 'layer-by-layer'

heating (which we find to be supersonic) as relating to minimising hydrodynamic losses. Hu's results are consistent with our revised ignition energy, given that the process is indeed close-to-isochoric. Finally, we discuss possible methods of producing a sufficiently powerful x-ray beam.

Let us start with a brief review of the different ignition conditions. An analytical form for the isobaric ignition energy was first proposed by Tabak et al.<sup>7</sup> using the simple formula for the uniform heating of a spherical hot-spot,

$$E_{ign} = (4/3)\pi r_h^3 \rho C_p T. \quad (2)$$

The ignition conditions on  $T$  and  $\rho r_h$  were determined by 1D numerical simulations. Tabak's conditions were conservative first estimates, but were later improved by Atzeni (using the IMPLO code)<sup>8</sup> who gave the conditions as  $T > 8 \text{ keV}$  and  $\rho r_h > 0.25 \text{ g cm}^{-2}$ . The resulting ignition energy as a function of density is,

$$E_{ign} = 6\rho_{100}^{-2} \text{ kJ}. \quad (3)$$

However, the isochoric ignition energy is more relevant for fast ignition as the fuel is of almost uniform density, and the hot-spot is at a significantly higher temperature than its surroundings. Accounting for the difference in the amount of mechanical work, the ignition conditions become  $T > 12 \text{ keV}$  and  $\rho r_h > 0.5 \text{ g cm}^{-2}$ . Replacing  $C_p$  with  $C_V = 1.15 \times 10^8 \text{ J g}^{-1} \text{ keV}^{-1}$  in Eq. 1, he obtains the isochoric ignition energy function<sup>8</sup>,

$$E_{ign} = 72\rho_{100}^{-2} \text{ kJ}. \quad (4)$$

The widely used formula given in Eq. 1 is the result of a subsequent 2D numerical study by Atzeni and Ciampi using the DUED hydrodynamics code<sup>9</sup>. This assumes that the uniform density DT fuel is heated for 10 ps by a beam of fast unspecified particles. The particles are assumed to follow a straight path (so their penetration depth and range are equal), have uniform stopping power, and deflections and straggling are ignored. The range used is  $R = 0.6 \text{ g cm}^{-2}$  but Atzeni also showed that the variation of ignition energy with range is weak<sup>8</sup> for  $0.15 \leq R \leq 1.2 \text{ g cm}^{-2}$ .

<sup>a)</sup>corresponding author, email : alex.robinson@stfc.ac.uk

## Ignition Criteria for XFI ICF

2

In the case of x-ray fast ignition, it is apparent from the assumptions that the numerical model does not apply, because photons transfer their energy to electrons instantaneously by inverse-Bremsstrahlung absorption<sup>10</sup>, whereas electrons will be slowed down gradually by drag<sup>11</sup>, so the energy deposition profile will be completely different.

However, the ignition energies quoted by Hu et al. are still significantly below what we would expect from Atzeni's analytical expression for the isochoric ignition energy, Eq. 4. Atzeni derived this expression by performing 1D simulations to produce a plot showing the ignition region in  $\rho r_h$ - $T$  space, then choosing an arbitrary point ( $\rho r_h = 0.5 \text{ g cm}^{-2}$ ,  $T = 12 \text{ keV}$ ) close to the separatrix between ignition and quenching as the minimum requirement for ignition. This point corresponds to the "minimum hot-spot energy" while still at "moderate temperature"<sup>6</sup>. However, examination of his plot<sup>12</sup> suggested it may be possible to choose a point at a smaller value of  $\rho r_h$  and a larger but still reasonable  $T$ . The fact that we have freedom to choose the 'reference point' has quite profound consequences, because the ignition energy must scale as,

$$E_{ign} \propto \frac{(\rho r_h)^3 T}{\rho^2}, \quad (5)$$

and thus modest changes in  $\rho r_h$  can still lead to significant changes in the ignition energy.

We now determine the values of  $\rho r_h$  and  $T$  which minimise the ignition energy, and find a general form for the ignition energy in terms of  $\rho$ ,  $r_h$ , and  $T$ .

To do this we carried out an array of simulations in  $\rho r_h$ - $T$  space using the 1D Lagrangian radiation hydrodynamics code HYADES<sup>13</sup>, and employed a quotidian equation of state (QEOS)<sup>14</sup> and Thomas-Fermi ionisation model. Thermonuclear reactions may take place between light isotopes, as well elastic scattering reactions.<sup>15</sup> The useful energy produced was calculated using the number of thermal neutrons produced by the  $T + D \rightarrow {}^4\text{He} + n$  reaction.

The target consists of a spherical DT pellet of radius  $100 \mu\text{m}$  (comparable to an imploded NIF capsule) with an initially uniform density  $\rho$  and temperature  $200 \text{ eV}$ , with a perfectly-heated central hot-spot of radius  $r_h$  and temperature  $T$ . These initial conditions are plotted in Fig. 1.

We have defined the gain as the ratio of the output neutron energy to the input thermal energy, and this is recorded at 1400 points in  $\rho r_h$ - $T$  space in Fig. 2. Both  $\rho$  and  $r_h$  were varied and we found the ignition temperature depended primarily on their product  $\rho r_h$ .

We repeated some of the simulations used to produce Fig. 2 using a Gaussian density distribution with standard deviation  $\sigma = r_f/2 = 50 \mu\text{m}$ . We found that if the peak density is  $\rho_p$ , then the ignition temperature is within 10% of the ignition temperature of a uniformly distributed pellet of the same size, where  $\rho = \rho_p$  everywhere, which demonstrates that our assumption of a uniform density pellet is valid.

The points at which the fuel just ignites in Fig. 2 have been plotted in Fig. 3. We have plotted  $(4/3)\pi(\rho r_h)^3 C_p T$  rather than  $T$ , to illustrate that Atzeni's coefficient in Eq. 4 varies

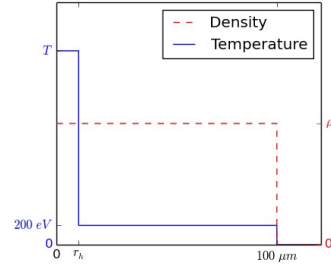


FIG. 1. The initial temperature and density profiles used for our simulations of the isochoric ignition problem.

significantly with  $\rho r_h$ , and thus cannot be taken to be 72 everywhere. The minimum value of this coefficient is obtained at  $\rho r_h = 0.36 \text{ g cm}^{-2}$ , which corresponds to a temperature of 21 keV. There are many issues associated with producing such a hot-spot relating to the collimation and stopping distance of the source, instabilities, and hydrodynamic losses,<sup>16</sup> but using a soft x-ray driver may have advantages, particularly with regard to optimising stopping distance and reducing hydrodynamic losses, as is discussed below.

To find a general expression for the ignition energy valid for all  $r_h$  and  $\rho$ , we have plotted the ignition temperature against  $\rho r_h$  in Fig. 4. The equation of the fitting curve is,

$$T_{ign} = \frac{0.85}{(\rho r_h - 0.15)^2} + 2.5 \text{ keV} \quad (6)$$

where  $\rho r_h$  is in  $\text{g cm}^{-2}$ . This is only a fit for the ignition temperature, and is not analytically derived. However, it is a good fit for  $0.25 \leq \rho r_h \leq 0.8 \text{ g cm}^{-2}$ , where ignition can realistically be achieved.

Eq. 6 can be substituted into Eq. 2 to give the ignition energy of a perfectly heated isochoric central hot-spot,

$$E_{ign} = \frac{(\rho r_h)^3}{\rho_{100}^2} \left( \frac{41}{(\rho r_h - 0.15)^2} + 120 \right) \text{ kJ}. \quad (7)$$

It can be seen from Eq. 7 and Fig. 3, that the minimum ignition energy will occur when  $\rho r_h = 0.36 \text{ g cm}^{-2}$  and  $\rho$  is as large as possible. These results are not specific to x-ray heating, but are true for any isochoric hot-spot.

To compare this with the inverse square laws stated above, they have all been plotted in Fig. 4, assuming  $r_h = 5 \mu\text{m}$ . Also included in Fig. 4 is data from Hu et al.'s simulations of x-ray driven FI<sup>4</sup>. They claim that they can achieve (1) break-even ignition at  $E = 850 \text{ J}$  using an OMEGA-sized target<sup>17</sup> with maximum density  $\rho = 720 \text{ g cm}^{-3}$  and (2) ignition with gain 30 at  $E = 1.65 \text{ kJ}$  using a NIF-sized target<sup>18</sup> with maximum density  $\rho = 550 \text{ g cm}^{-3}$ .

Fig. 5 demonstrates that the quoted ignition energies lie very close to our relaxed condition for ignition. This shows that their results are not so surprising as they might seem at first glance. They do not 'beat' the isochoric ignition condition, because the commonly cited version of this condition is based on an arbitrary reference point and

## Ignition Criteria for XFI ICF

3

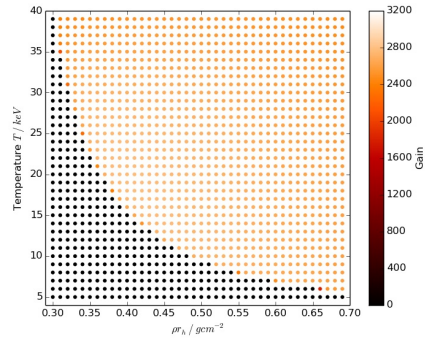


FIG. 2. The gain for a DT pellet of radius  $r_f = 100 \mu\text{m}$  in  $\rho r_h - T$  space. There is a clear boundary between ignition and quenching because of the 'runaway burn'.

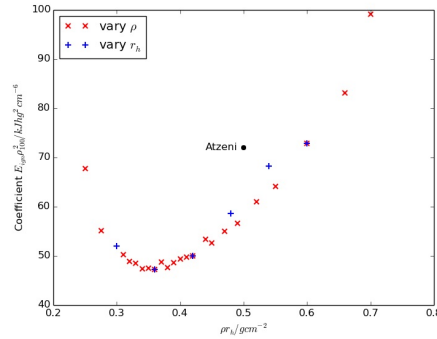


FIG. 3. The value of the coefficient as a function of the  $\rho r_h$ . We varied  $\rho$  at constant  $r_h = 5 \mu\text{m}$  and varied  $r_h$  at constant  $\rho = 600 \text{g cm}^{-2}$ . Atzeni's coefficient of 72 (corresponding to  $\rho r_h = 0.5 \text{g cm}^{-2}$  and  $T = 12 \text{keV}$ ) is also shown.

one can thus relax this condition if one can produce a hotter hot-spot.

We have also briefly analysed how bright x-rays deposit their energy in a dense DT plasma, and therefore how the ignition energy for heating using a non-thermal soft x-ray beam should compare with that of a perfect isochoric hot-spot. We used HYADES with a QEOS and Thomas-Fermi ionisation model (and thermonuclear reactions turned off) to model a monochromatic 500 eV x-ray beam (with temporal profile given in Fig. 6) incident on a DT slab with density profile given in Fig. 7(a). The total energy deposited by the beam over 20 ps in a  $5 \mu\text{m}$  radius is 2 kJ, which is what we expect would be required for isochoric ignition from Eq. 7. The

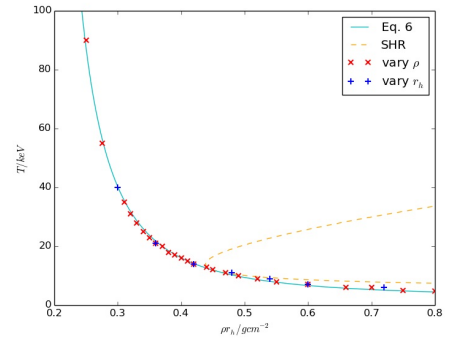


FIG. 4. The ignition temperature as a function of  $\rho r_h$  with a fit given by Eq. 6. The analytical self-heating region<sup>12</sup> (SHR) has also been plotted.

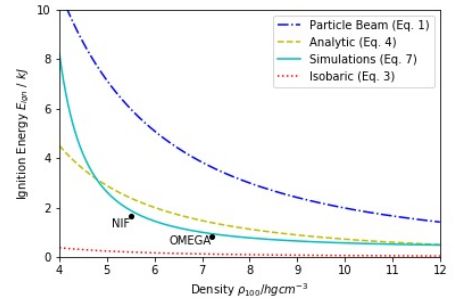


FIG. 5. The ignition energy functions discussed above and the data from Hu<sup>4</sup>. Eq. 7 is plotted assuming  $r_h = 5 \mu\text{m}$ . The others are independent of  $r_h$ . The 'NIF' point is slightly lower than expected because Hu gives the energy when gain = 1, rather than when runaway burn begins - these points do not coincide at very high temperatures.

results of the simulation at 10 ps intervals are given in Fig. 7.

The x-rays initially penetrate by a Planck mean free path into the plasma, heating and ionising the outer layer. As it is heated, its opacity to the incident radiation reduces, allowing the radiation to penetrate to the layer below.<sup>19</sup> Assuming all of the soft x-ray power is transferred to the region immediately ahead of the heatfront, for an adiabatic shock travelling through a perfect gas, the change in the internal energy  $\epsilon = P/\rho(\gamma - 1)$  of the heated region of length  $w$  can be written in terms of the x-ray intensity  $I$  and heating time  $t_{\text{heat}}$  as,

$$I = \frac{w}{t_{\text{heat}}} \rho \epsilon = \frac{w}{t_{\text{heat}}} \frac{P}{\gamma - 1} \quad (8)$$

where  $P$  is the pressure ahead of the heatfront. We expect a rarefaction to propagate a distance  $w$  at the speed of sound in

## Ignition Criteria for XFI ICF

time  $t_{expand} = w/c_s = w\sqrt{\mu/RT}$ , where  $R$  is the ideal gas constant and  $\mu = A/(Z+1)$  is the fully ionised mean molecular mass, which is 5/4 for DT. Using the ideal gas equation and taking  $\gamma = 5/3$  we have,<sup>20</sup>

$$\frac{t_{expand}}{t_{heat}} = \frac{I}{\frac{3}{2}\rho(4RT/5)^{3/2}} \quad (9)$$

For the duration of pulse (0-20 ps) the ratio  $t_{expand}/t_{heat} \gg 1$ , meaning that the time taken for a region of depth  $w$  to heat up to temperature  $T$  is much less than the time for a rarefaction to propagate a distance  $w$ , so the heat front propagates supersonically. At the end of the pulse, the intensity of the radiation arriving at the heat front falls to zero, so  $t_{expand}/t_{heat}$  falls below 1 and the heat front becomes subsonic, allowing a shockwave to begin to form ahead of it.

Since the heating process is supersonic for most of the duration of the pulse, we would expect an ignition scheme which is close to the isochoric volumetric scheme, and we can therefore justify the use of the isochoric ignition condition found above.

Given that we have used 1D simulations to compute the x-ray heating, and thermonuclear reactions cannot be included in HYADES in this geometry, it is difficult to determine if and when ignition would occur. However by comparing Fig. 7 with our ignition condition it seems possible the plasma would ignite at about 20 ps in a comparable fast ignition geometry. At this point, in our 1D simulations, approximately 65% of the beam's initial energy have been converted into ion thermal energy.

Going back to Hu's initial analysis, and the unexplained comment which is made there regarding the benefit of the 'layer-by-layer' heating, the authors suggest that a possible reason for the for the high radiation-ion coupling observed is that the hot spot heating here transitions from supersonic to subsonic at approximately the same time as we would expect ignition to occur. It is well known that in fast ignition, hydrodynamic losses are a significant concern, and such a heating scheme effectively reduces the forward going hydrodynamic losses to a negligible level. In other words, the key difference as compared to a particle heated hotspot is that the x-ray heated hotspot boundary only reaches optimum size at the end of the heating pulse, and up to this time it moves supersonically outward, which means that at no point are there significant hydrodynamic losses in the forward direction.

However, it remains very difficult to produce an x-ray source capable of meeting these requirements. The most powerful source of uncollimated non-thermal soft x-rays is line emission from laser-produced plasma, but even the most powerful examples<sup>21</sup> are at least 100x weaker than we would require. In order to focus the uncollimated rays onto a hotspot, a material with very high normal-incidence soft x-ray reflectivity would be needed: Cr/Sc multilayer mirrors<sup>22</sup> have been produced with a experimental reflectivity of 14.5% at  $\lambda = 3nm$ , but this is only for a particular angle of incidence ( $\sim 2.5^\circ$  from normal) and it is not clear how well they would perform at the very high intensities we are proposing.

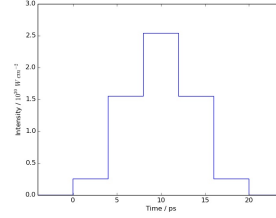
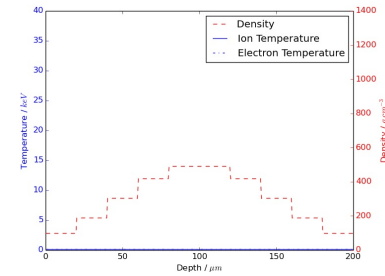
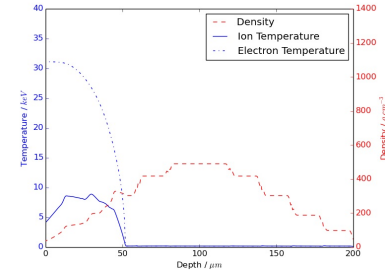


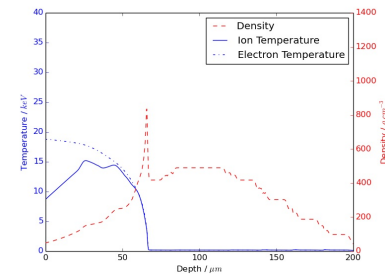
FIG. 6. Intensity profile for the 10 ps FWHM, 500 eV pulse.



(a) 0 ps



(b) 10 ps



(c) 20 ps

FIG. 7. Density and temperature profiles of a NIF-scale DT pellet resulting from heating by non-thermal soft x-ray pulse (a) before heating, (b) at the peak of the pulse, and (c) immediately after the end of the pulse. Note that thermonuclear reactions were not included in this model.

## Ignition Criteria for XFI ICF

5

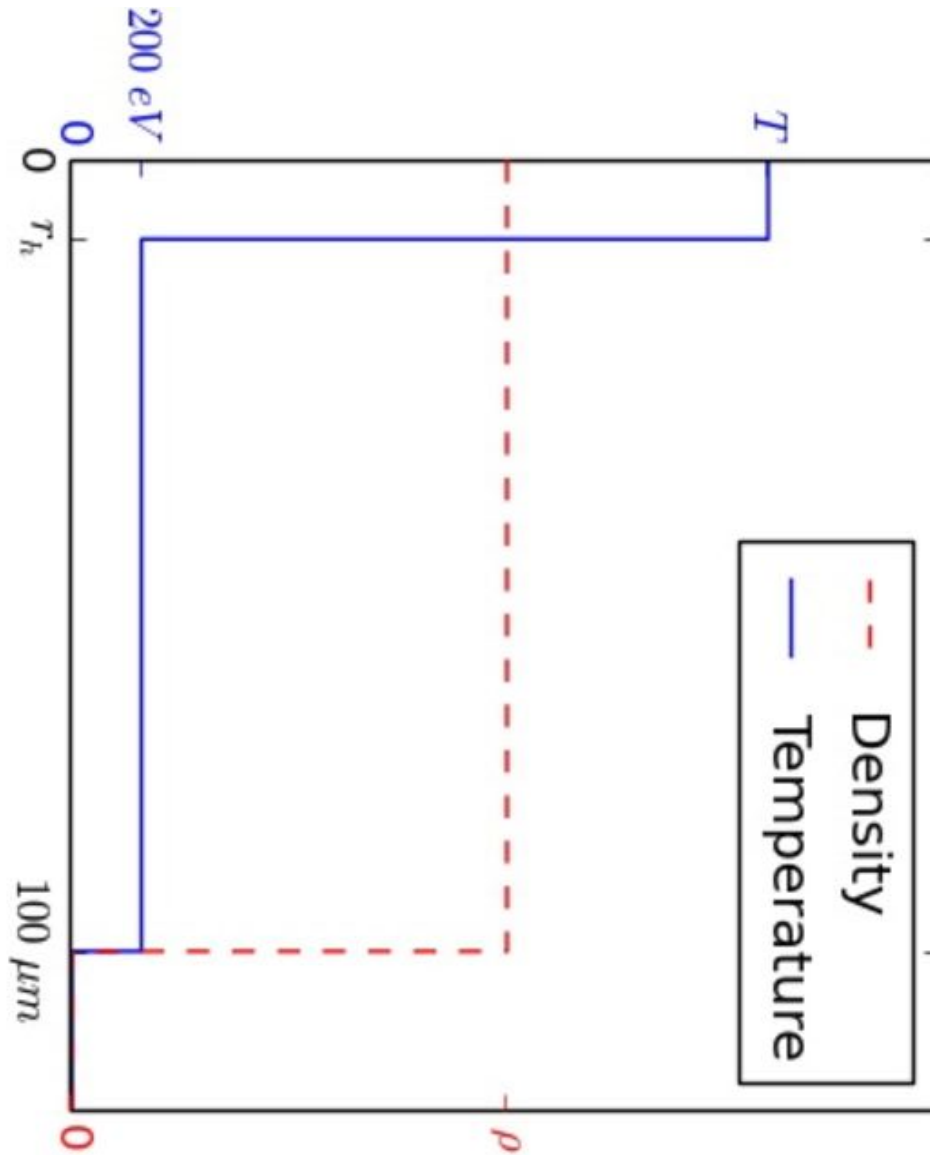
In conclusion, we have argued in this paper that the results of Hu et al.<sup>4</sup> are mostly the result of the isochoric ignition condition being relaxable as a result of producing a very hot hot-spot, rather than violating the isochoric ignition condition. These findings are not specific to x-ray heating and thus suggest that any FI variant might be able to reduce the ignition condition provided that it can produce hot-spots with  $\rho r_h$  near  $0.36 \text{ g cm}^{-2}$  and temperatures in excess of 20 keV, although we acknowledge this is on the limit of what is physically possible. We have also produced 1D simulations of a high-brightness soft x-ray beam incident on a DT plasma, and our results suggest the radiation-ion coupling is very efficient, and may even reduce the hydrodynamic losses below what is assumed by the isochoric ignition condition, due to the transition from supersonic to subsonic coinciding with the expected ignition point. We hope this letter can stimulate further research into fast ignition using x-ray drivers as well as more powerful laser-produced-plasma line emission sources.

## REFERENCES

- <sup>1</sup>J. Meyer-ter Vehn, "Fast ignition of ICF targets: An overview," *Plasma Physics and Controlled Fusion* **43**, A113 (2001).
- <sup>2</sup>S. Atzeni and M. Tabak, "Overview of ignition conditions and gain curves for the fast ignitor," *Plasma Physics and Controlled Fusion* **47**, B769–B776 (2005).
- <sup>3</sup>M. Roth, T. E. Cowan, M. H. Key, S. P. Hatchett, C. Brown, W. Fountain, J. Johnson, D. M. Pennington, R. A. Snavely, S. C. Wilks, K. Yasuike, H. Ruhl, F. Pegoraro, S. V. Bulanov, E. M. Campbell, M. D. Perry, and H. Powell, "Fast ignition by intense laser-accelerated proton beams," *Phys. Rev. Lett.* **86**, 436–439 (2001).
- <sup>4</sup>S. X. Hu, V. N. Goncharov, and S. Skupsky, "Burning plasmas with ultrashort soft-x-ray flashing," *Physics of Plasmas* **19**, 072703 (2012).
- <sup>5</sup>N. Shlyaptsev and R. O. Tatchyn, "Simulations of inertial confinement fusion driven by a novel synchrotron-radiation-based x-ray igniter," *Proc. of SPIE* **5194** (2003).
- <sup>6</sup>M. Tabak, D. Hinkel, S. Atzeni, E. M. Campbell, and K. Tanaka, "Fast ignition: Overview and background," *Fusion Science and Technology* **49** (2006).
- <sup>7</sup>M. Tabak, J. Hammer, M. E. Glinsky, W. L. Kruer, S. C. Wilks, J. Woodworth, E. M. Campbell, M. D. Perry, and R. J. Mason, *Physics of Plasmas* **1** (1994).
- <sup>8</sup>S. Atzeni, "Inertial fusion fast ignitor: Igniting pulse parameter windows the penetration depth of the heating particles and the density of the precompressed fuel," *Phys. Plasmas* **6** (1999).
- <sup>9</sup>S. Atzeni, M. L. Ciampi, A. R. Piriz, M. Temporal, J. Meyer-ter-Vehn, M. Basko, A. Pukhov, A. Rickert, J. Maruhn, K. H. Kang, K. J. Lutz, R. Ramis, J. Ramirez, J. Sanz and L. F. Ibanez, "Proceedings of the 16th annual conference, montreal," *Fusion Energy* **3** (1997).
- <sup>10</sup>T. Boyd and J. Sanderson, *The Physics of Plasmas* (Cambridge University Press, 2003).
- <sup>11</sup>A. P. L. Robinson, D. J. Strozzi, J. R. Davies, L. Gremillet, J. J. Honrubia, T. Johzaki, R. J. Kingham, M. Sherlock, and A. A. Solodov, "Theory of fast electron transport for fast ignition," *Nucl. Fusion* **54** (2014).
- <sup>12</sup>S. Atzeni and J. Meyer-ter-Vehn, *The Physics of Inertial Fusion* (Oxford University Press, 2004).
- <sup>13</sup>J. Larsen and S. Lane, "HYADES—a plasma hydrodynamics code for dense plasma studies," *Journal of Quantitative Spectroscopy and Radiative Transfer* **51** (1994).
- <sup>14</sup>R. M. More, K. H. Warren, D. A. Young, and G. B. Zimmerman, "A new quotidian equation of state (QEOS) for hot dense matter," *The Physics of Fluids* **31**, 3059–3078 (1988).
- <sup>15</sup>J. Pasley, "Thermonuclear ignition calculations in contaminated DT fuel at high densities," *Plasma Physics and Controlled Fusion* **53**, 065013 (2011).
- <sup>16</sup>A. Macchi, A. Antonucci, S. Atzeni, D. Batani, F. Califano, F. Cornolti, J. Honrubia, T. Lisseikina, F. Pegoraro, and M. Temporal, "Fundamental issues in fast ignition physics: from relativistic electron generation to proton driven ignition," *Nuclear Fusion* **43**, 362–368 (2003).
- <sup>17</sup>T. Boehly, D. Brown, R. Craxton, R. Keck, J. Knauer, J. Kelly, T. Kessler, S. Kumpan, S. Loucks, S. Letzring, F. Marshall, R. McCrory, S. Morse, W. Seka, J. Soures, and C. Verdon, "Initial performance results of the OMEGA laser system," *Optics Communications* **133**, 495–506 (1997).
- <sup>18</sup>E. I. Moses, "The national ignition facility and the national ignition campaign," *IEEE Transactions on Plasma Science* **38**, 684–689 (2010).
- <sup>19</sup>O. Willi, L. Barringer, C. Vickers, and D. Hoarty, "Study of super- and subsonic ionization fronts in low-density, soft x-ray-irradiated foam targets," *The Astrophysical Journal Supplement Series* **127**, 527–531 (2000).
- <sup>20</sup>S. Hatchett, "Ablation gas dynamics of low-Z materials illuminated by soft x-rays," *Inertial Fusion Lecture Series*, Princeton, NJ (1991).
- <sup>21</sup>H. Fiedorowicz, A. Bartnik, L. Juha, K. Jungwirth, B. Králíková, J. Krása, P. Kubat, M. Pfeifer, P. Prchal, K. Rohlena, J. Skála, R. Ullschmied, M. Horvath, and J. Wawer, "High-brightness laser plasma soft x-ray source using a double-stream gas puff target irradiated with the prague asterix laser system (PALS)," *Journal of Alloys and Compounds* **362**, 67–70 (2004), proceedings of the Sixth International School and Symposium on Synchrotron Radiation in Natural Science (ISSRNS).
- <sup>22</sup>F. Eriksson, G. A. Johansson, H. M. Hertz, E. M. Gullikson, U. Kreissig, and J. Birch, "14.5% near-normal incidence reflectance of cr sc x-ray multilayer mirrors for the water window," *Opt. Lett.* **28**, 2494–2496 (2003).

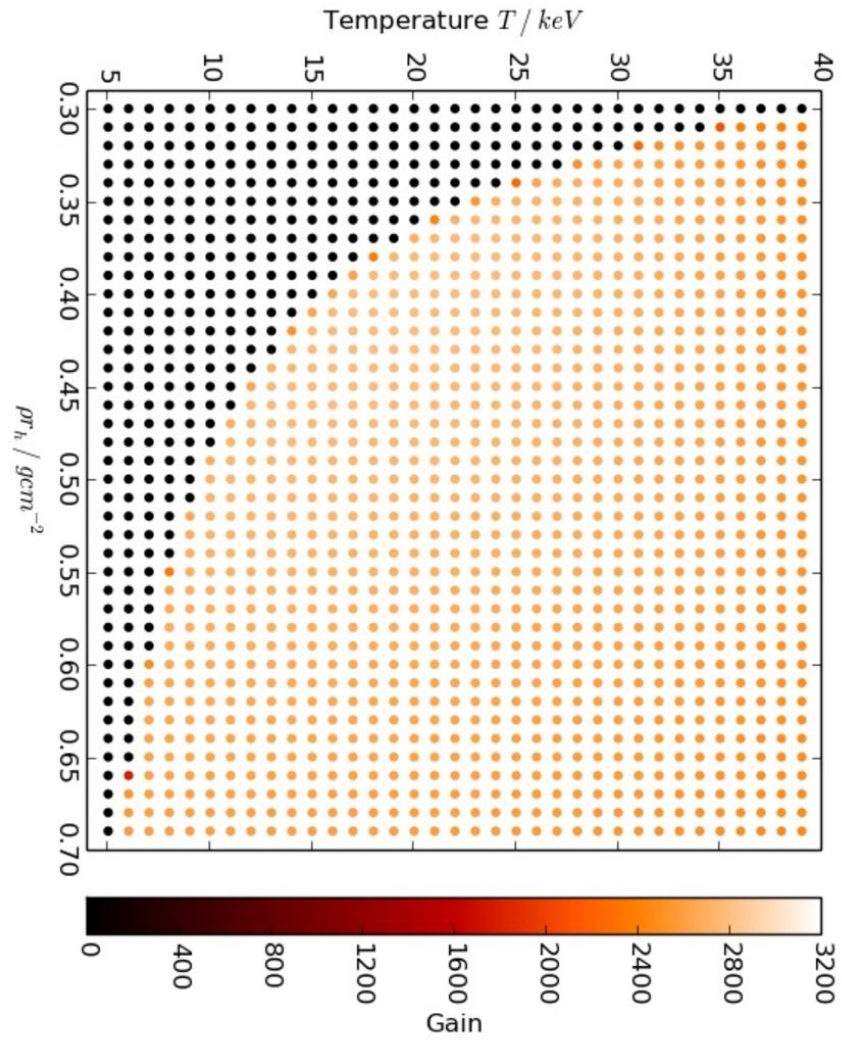
This is the author's peer reviewed, accepted manuscript. However, the online version of record will be different from this version once it has been copyedited and typeset.

PLEASE CITE THIS ARTICLE AS DOI: 10.1063/5.0004112



This is the author's peer reviewed, accepted manuscript. However, the online version of record will be different from this version once it has been copyedited and typeset.

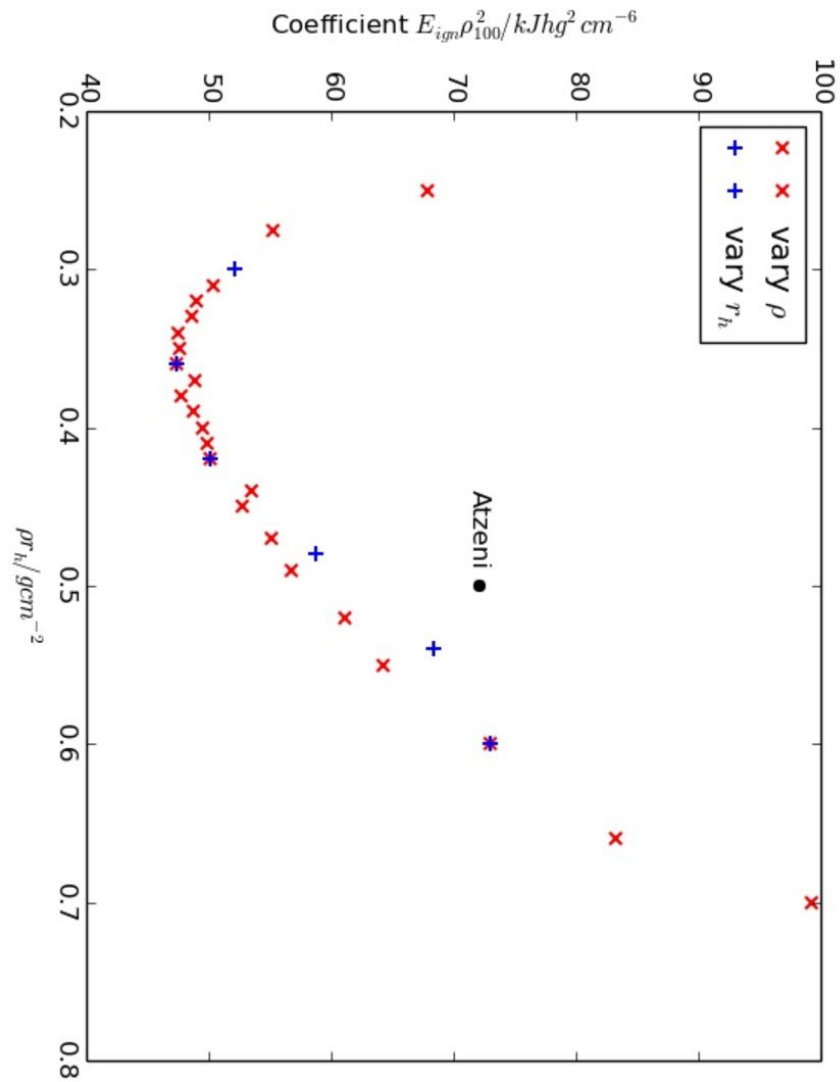
PLEASE CITE THIS ARTICLE AS DOI: 10.1063/5.0004112





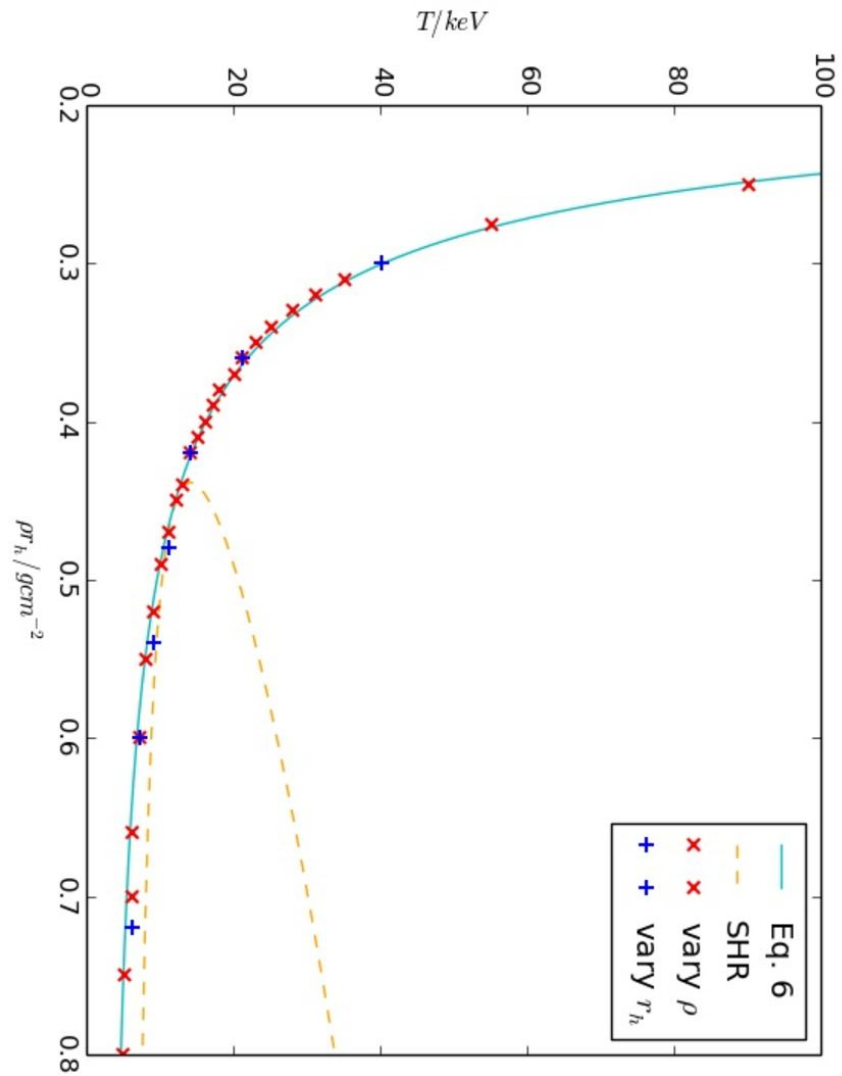
This is the author's peer reviewed, accepted manuscript. However, the online version of record will be different from this version once it has been copyedited and typeset.

PLEASE CITE THIS ARTICLE AS DOI: 10.1063/5.0004112



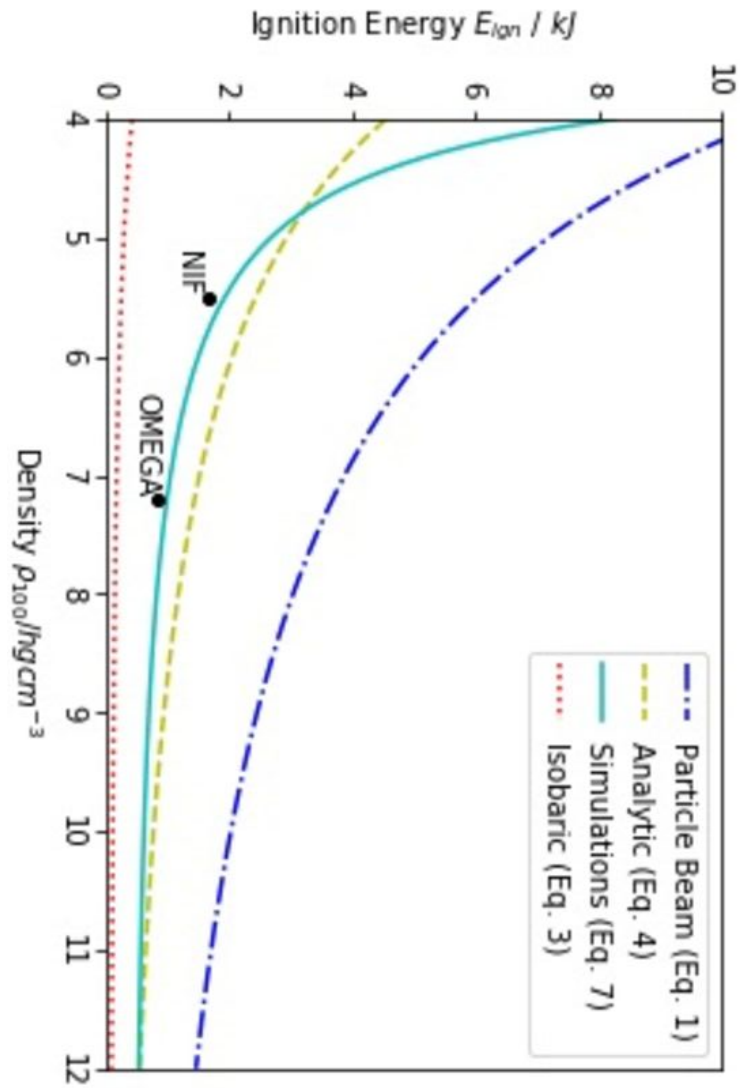
This is the author's peer reviewed, accepted manuscript. However, the online version of record will be different from this version once it has been copyedited and typeset.

PLEASE CITE THIS ARTICLE AS DOI: 10.1063/5.0004112



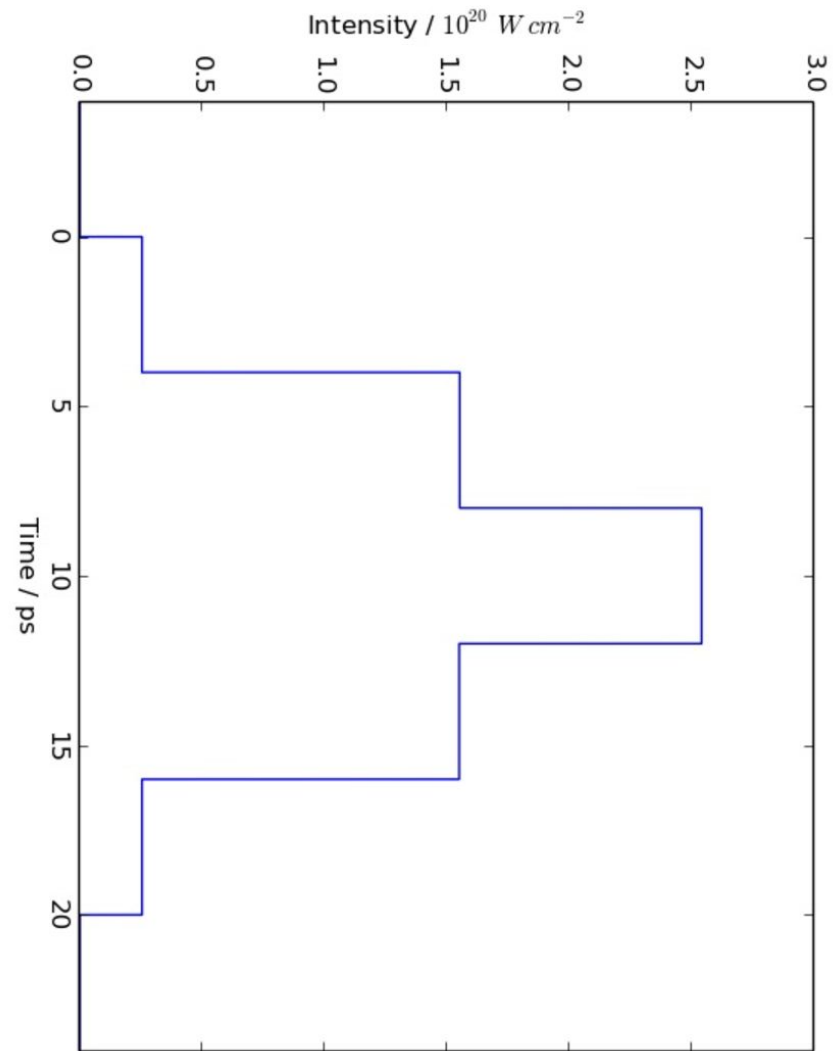
This is the author's peer reviewed, accepted manuscript. However, the online version of record will be different from this version once it has been copyedited and typeset.

PLEASE CITE THIS ARTICLE AS DOI: 10.1063/5.0004112



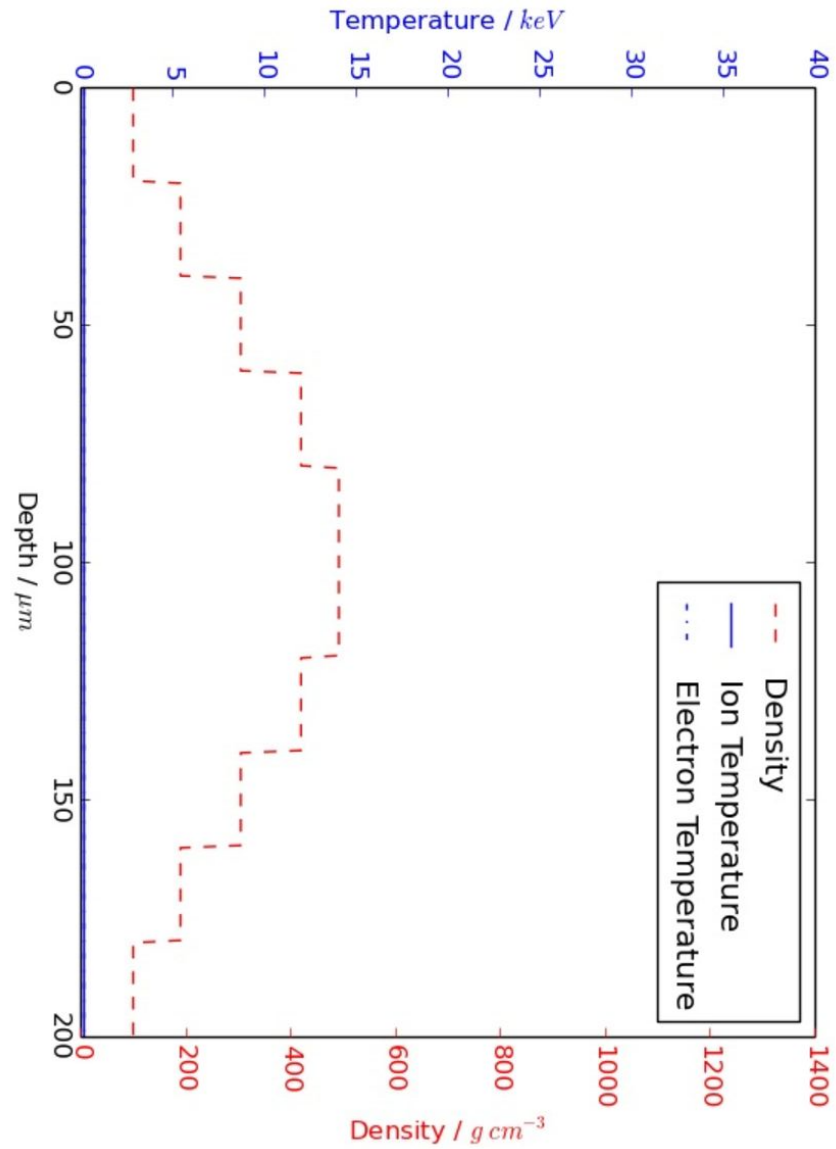
This is the author's peer reviewed, accepted manuscript. However, the online version of record will be different from this version once it has been copyedited and typeset.

PLEASE CITE THIS ARTICLE AS DOI: 10.1063/5.0004112



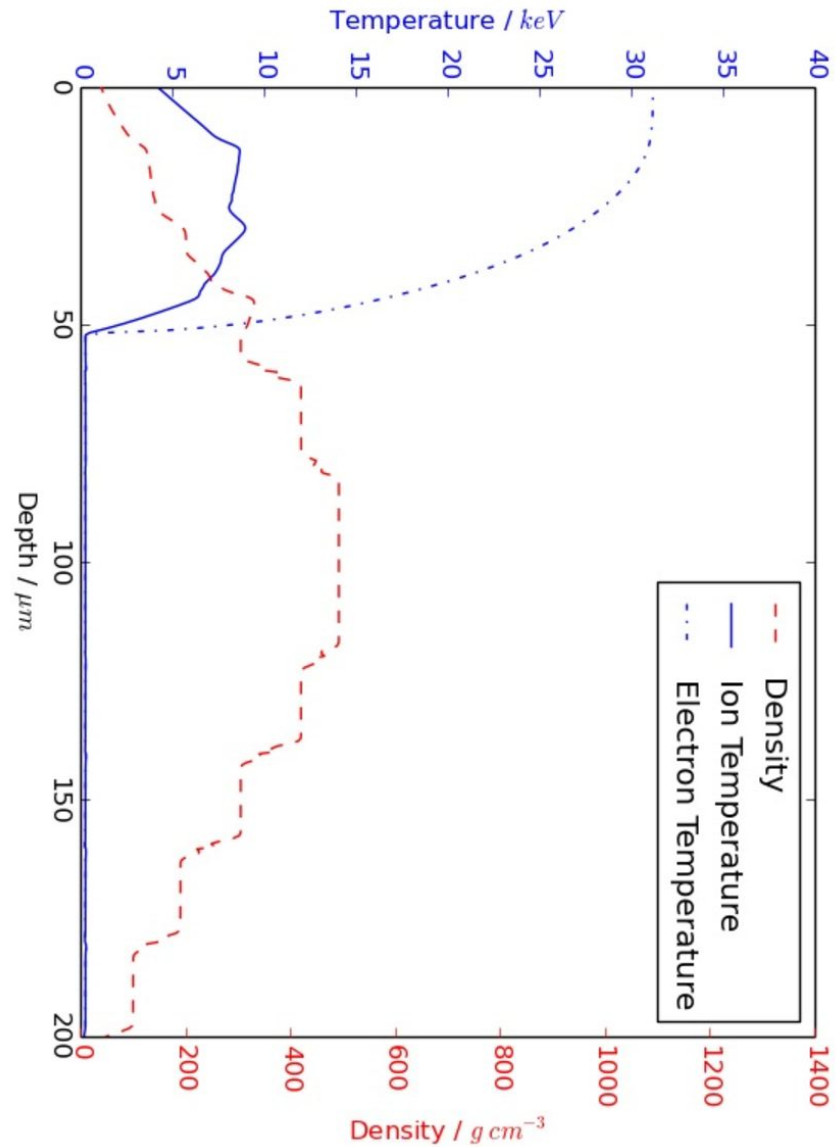
This is the author's peer reviewed, accepted manuscript. However, the online version of record will be different from this version once it has been copyedited and typeset.

PLEASE CITE THIS ARTICLE AS DOI: 10.1063/5.0004112



This is the author's peer reviewed, accepted manuscript. However, the online version of record will be different from this version once it has been copyedited and typeset.

PLEASE CITE THIS ARTICLE AS DOI: 10.1063/5.0004112



This is the author's peer reviewed, accepted manuscript. However, the online version of record will be different from this version once it has been copyedited and typeset.

PLEASE CITE THIS ARTICLE AS DOI: 10.1063/5.0004112

