



Aalborg Universitet

AALBORG UNIVERSITY
DENMARK

Ultra-Reliable Communication for Services with Heterogeneous Latency Requirements

Kalør, Anders Ellersgaard; Popovski, Petar

Published in:
2019 IEEE Globecom Workshops (GC Wkshps)

DOI (link to publication from Publisher):
[10.1109/GCWkshps45667.2019.9024507](https://doi.org/10.1109/GCWkshps45667.2019.9024507)

Publication date:
2020

Document Version
Accepted author manuscript, peer reviewed version

[Link to publication from Aalborg University](#)

Citation for published version (APA):
Kalør, A. E., & Popovski, P. (2020). Ultra-Reliable Communication for Services with Heterogeneous Latency Requirements. In *2019 IEEE Globecom Workshops (GC Wkshps)* [9024507] IEEE.
<https://doi.org/10.1109/GCWkshps45667.2019.9024507>

General rights

Copyright and moral rights for the publications made accessible in the public portal are retained by the authors and/or other copyright owners and it is a condition of accessing publications that users recognise and abide by the legal requirements associated with these rights.

- ? Users may download and print one copy of any publication from the public portal for the purpose of private study or research.
- ? You may not further distribute the material or use it for any profit-making activity or commercial gain
- ? You may freely distribute the URL identifying the publication in the public portal ?

Take down policy

If you believe that this document breaches copyright please contact us at vbn@aub.aau.dk providing details, and we will remove access to the work immediately and investigate your claim.

Ultra-Reliable Communication for Services with Heterogeneous Latency Requirements

Anders E. Kalør
Department of Electronic Systems
Aalborg University, Denmark
Email: aek@es.aau.dk

Petar Popovski
Department of Electronic Systems
Aalborg University, Denmark
Email: petarp@es.aau.dk

Abstract—Ultra-reliable communication (URC) is often studied with very strict and homogeneous latency requirements, commonly referred to as ultra-reliable low-latency communication (URLLC). However, in many scenarios the tolerated latencies may vary across users, and treating all users equally may lead to unnecessary over-provisioning of resources. In this paper, we study URC with orthogonal and non-orthogonal access in uplink scenarios where users have heterogeneous latency requirements. Users with strict latency requirements are given resources that are localized in time, while users with less strict latency are given resources that are spread across time and with intermediate feedback. We show that exploiting differences in the tolerated latency can lead to both a significant increase in reliability, and to more efficient use of resources.

I. INTRODUCTION

Ultra-reliable communication (URC) plays a central role in the support of emerging wireless applications, such as industrial automation, smart grids, and virtual reality, where required packet error rates are in the range of 10^{-9} – 10^{-5} [1]. In many cases, URC is blended with strict latency requirements in the order of a few milliseconds, which has led to the introduction of Ultra-Reliable Low-Latency Communication (URLLC), one of the three defining pillars in 5G along with enhanced Mobile Broadband (eMBB) and massive Machine-Type Communication (mMTC) [2]. As a result, URLLC has received much attention during the past years as part of the research activities towards 5G. However, URLLC represents a very demanding regime, as the stringent latency requirement restricts both the degrees of diversity that can be used to ensure high reliability, and prevents the use of intermediate feedback from the receiver [3]. In particular, URLLC requires significant over-provisioning in order to ensure that the transmission will succeed with high probability under various channel conditions, and is expensive in terms of spectral efficiency [4].

However, several URC use cases have less stringent latency requirements than those usually studied under URLLC, such as remote health monitoring and disaster-and-rescue scenarios (see e.g. [1], [5], [6]). This opens the possibilities for using more degrees of diversity and more coordination. Examples could be the ability to spread transmissions across time, acquire channel state information (CSI) to allow for precoding, or to provide intermediate feedback (e.g. stop-feedback) to the transmitter to schedule resources with higher granularity, thus reducing the resource overhead. Common to all of these

methods is that they introduce a delay in the communication, and hence cannot be considered for the traditional URLLC use case. Furthermore, it is likely that a single base station will serve applications with heterogeneous latency requirements. Architectures that support heterogeneous services in the same network have been widely studied in the literature through the concept of network slicing [7]. However, most focus has been on the co-existence of eMBB, URLLC and mMTC [8], [9], while the case with diverse latency requirements within the ultra-reliable regime has received less attention. Nevertheless, due to the high over-provisioning required in URLLC regime, it is generally desirable to exploit the additional delay that can be tolerated by some applications.

Motivated by this observation, in this paper we study the scenario in which a base station serves URC devices with heterogeneous, but still moderate latency requirements. We limit the focus to the feedback aspect, i.e. the case where some of the users can tolerate latencies that allow for (short) intermediate feedback during the transmission, while other users cannot. We study various feedback schemes in settings with orthogonal and non-orthogonal access, and quantify the gains in terms of rate and spectral efficiency that can be achieved by exploiting the feedback.

To illustrate the overall idea, consider a wireless interface between a number of ultra-reliable users and a base station, comprising frequency and time resources as depicted in Fig. 1. The resources colored in gray are occupied by users that require very low latency, and hence must be localized in time, while the hatched resources are users with less strict latency requirements that can span several time slots. Feedback is given after every second time slot. In Fig. 1a both user groups are treated equally as URLLC users and multiplexed orthogonally. There is no use of feedback, and hence each user is allotted sufficient (dedicated) resources to cope with potentially bad channel conditions in order to ensure high reliability. On the other hand, Fig. 1b illustrates the idea of multiplexing the users that can tolerate higher latency non-orthogonally with the low-latency users. Furthermore, the base station transmits a stop-feedback signal as soon as the transmission has completed, so as to limit the resource overhead and the interference to the low-latency users. In addition, due to the non-orthogonal multiplexing, the total number of users that can be supported is larger, and the time diversity allows for spreading the

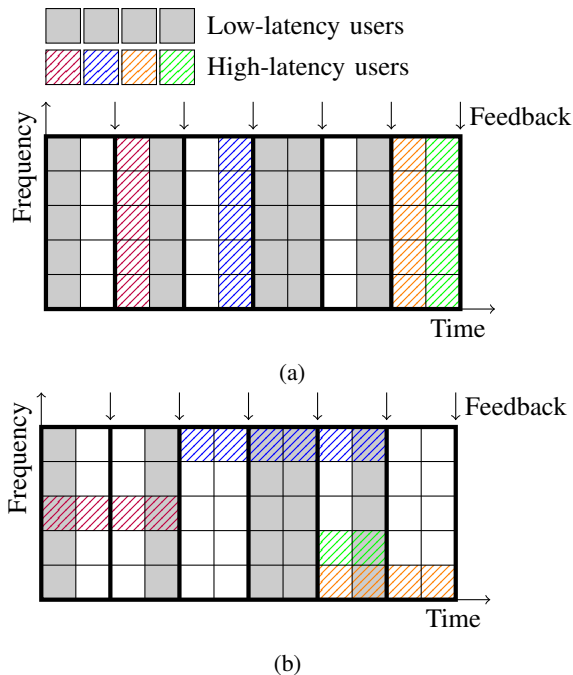


Fig. 1: Example allocation for (a) Orthogonal access scheme with equal treatment to users with strict (gray) and moderate (hatched) latency requirements (b) Non-orthogonal access scheme with different allocations to the user groups.

interference across multiple low-latency users, thereby gaining diversity with respect to interference. In summary, the scenario in Fig. 1b has both better utilization of resources and more diversity, thus facilitating the ability to provide high reliability.

The remainder of the paper is organized as follows. Section II presents the system model, and in Section III we present the different scheduling and feedback schemes that we consider. The schemes are evaluated in Section IV and finally the paper is concluded in Section V.

II. SYSTEM MODEL

We consider the uplink in a system comprising N users and a single base station. The air interface is divided into time slots, and each time slot is further divided into S minislots and F frequency channels, as illustrated in Fig. 2. One frequency channel and one time slot constitute a radio resource, which represents the minimum granularity of the scheduler and is assumed to be within the time/frequency coherence interval of the channel. Due to the latency requirements, which are relatively strict for all applications that we consider, we assume that the transmitters have no information about the channel, while the base station has full CSI, acquired through an idealized estimation process during the URC transmission. To satisfy the strict reliability requirements, we assume that the users are pre-assigned radio resources, so that the interference can be controlled. Each user accesses its assigned resources in a grant-free manner and is active with probability p .

We consider two groups of users which have identical reliability requirements but different latency requirements. The

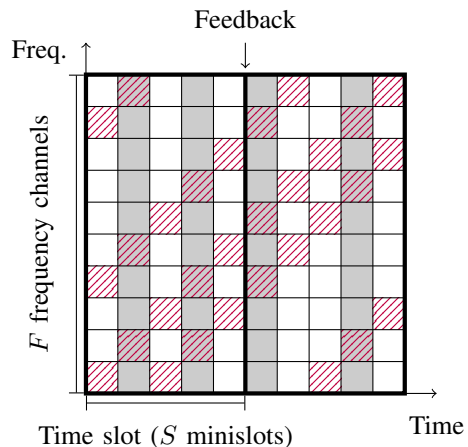


Fig. 2: Frame structure considered in the system model, illustrated in a non-orthogonal multiple access scenario. URC-LL users (solid gray cells) transmit in a single minislot across several frequency channels, while URC-HL users (hatched cells) transmit across several time slots, here in a diagonal pattern. The base station provides feedback after each time slot.

common reliability requirement is given in terms of a minimal probability, ϵ , of successful transmission within their tolerated latency. Regarding the latency requirements, the users in the first group, which we refer to as low-latency users (URC-LL), have very strict latency requirements and must transmit within a single minislot. On the other hand, the users in the second group have less stringent latency requirements, and need to finish within two time slots ($2S$ minislots). We refer to the second group as high-latency users (URC-HL). The fundamental difference between the two user groups is that the base station can provide feedback to the users in second group between the two time slots. The feedback schemes, which are assumed instantaneous and error free, are outlined in detail in the next section.

We study both orthogonal and non-orthogonal transmissions, and assume a Rayleigh block fading channel. We further assume that the users employ frequency hopping between the minislots so that they experience independent channel coefficients. Denoting the symbols transmitted by user n in frequency channel f and minislot s as $\mathbf{X}_{s,f}^{(n)}$ the signal received at the base station in slot s, f reads

$$\mathbf{Y}_{s,f} = \sum_{n=1}^N \delta_{s,f}^{(n)} H_{s,f}^{(n)} \mathbf{X}_{s,f}^{(n)} + \mathbf{Z}_{s,f}, \quad (1)$$

where $\delta_{s,f}^{(n)}$ is a Bernoulli random variable indicating whether user n is active in the slot, $H_{s,f}^{(n)} \sim \mathcal{CN}(0, \Gamma)$ is the channel coefficient of user n in the slot, and $\mathbf{Z}_{s,f} \sim \mathcal{CN}(0, \mathbf{I})$ is additive noise.

We remark that it may be beneficial to multiplex the URC users non-orthogonally with eMBB as discussed in [8]. However, since we are only concerned about the URC use

case, we assume that the resources are dedicated to URC and note that superimposing eMBB traffic would merely add uncorrelated interference to the URC users.

To quantify the performance of the schemes we define the following metrics. First, we consider the maximum per-user rate, denoted by r_{LL} and r_{HL} for URC-LL and URC-HL, respectively, that provide a certain reliability ϵ . To indicate the utilization of the resources, we introduce the ratio between the average rate supported by the channel, $\mathbb{E}[R]$, and the maximum rate, C_ϵ , required to satisfy the reliability requirement ϵ for the respective scheme. Mathematically, this is expressed as

$$\frac{\mathbb{E}[R]}{C_\epsilon} = \frac{\mathbb{E}[R]}{\sup\{r \mid \Pr(E) \leq 1 - \epsilon\}}, \quad (2)$$

where $\Pr(E)$ is the probability of error. In general, it is desirable for the number to be small, as this reflects a small resource overhead. Notice that the ratio can be less than one if the rate distribution is asymmetric. Although the data packets are small, the finite blocklength effects are known to have little impact on the outage capacity [10], and thus we study the scenario in the infinite blocklength regime.

III. SCHEDULING AND FEEDBACK SCHEMES

We study a total of three transmission policies as illustrated for two URC-LL and two URC-HL users in Fig. 3. The first is orthogonal access without feedback, which reflects the situation of treating both user groups equivalently according to the most strict requirements. The remaining two policies are based on non-orthogonal access; one without feedback, and one with stop-feedback.

Since we consider the per-user error probability, and the users are assumed to use frequency hopping so that they experience independent channel realizations, we omit the dependency on the slot and user in the channel coefficients. Instead, we denote them by H_k where k indicates the resource index (frequency and time). When necessary, we distinguish between URC-LL and URC-HL users using the subscripts LL and HL, e.g. $H_{LL,k}$, $H_{HL,k}$.

A. Orthogonal access without feedback

The orthogonal access scheme reflects the standard grant-free transmission, in which users are assigned dedicated resources that they access if they have data to transmit. Furthermore, in line with the majority of the current research, no distinction is made between the low-latency and high-latency users. The situation is illustrated in Fig. 3a, where both URC-LL and URC-HL users are assigned 3 frequency slots within the same minislot.

We denote the number of frequency resources assigned to each user by K . The reliability of each user is then given by

$$\Pr(E) = \Pr \left[\frac{1}{K} \sum_{k=1}^K \log_2 (1 + |H_k|^2) < r \right], \quad (3)$$

where r is the transmission rate and $|H_k|^2$ are independent exponentially distributed random variables with mean Γ .

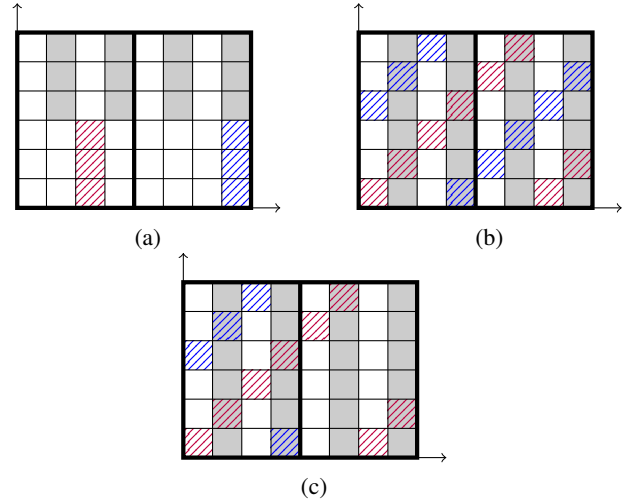


Fig. 3: The scheduling and feedback schemes that we consider, illustrated with four URC-LL users (solid gray) and two URC-HL users (hatched): (a) Orthogonal access without feedback and (b–c) non-orthogonal access. (b) is without feedback, (c) with stop-feedback.

For a given reliability requirement ϵ , the rate r can be determined using Monte Carlo simulation by setting Eq. (3) equal to ϵ . However, this can be difficult to compute for small ϵ , which are usually of interest for URC. As an alternative, the rate may instead be selected conservatively using the bound derived in Appendix A as

$$r = \max_{t>0} \frac{1}{tK} \log_2 (\epsilon) - \frac{1}{t} \log_2 (\mathbb{E} [(1 + |H_k|^2)^{-t}]), \quad (4)$$

where the expectation can be calculated using Monte Carlo simulation and $t > 0$ can be optimized to maximize the rate.

B. Non-orthogonal without feedback

We now turn our attention to non-orthogonal allocations. The motivation for this is twofold. First, non-orthogonal access is beneficial when the access probability p is relatively low, since the probability of unused resources is lower. Secondly, the non-orthogonality allows for higher frequency and time diversity gain, as each resource can serve multiple users. We first consider the case without feedback. For simplicity, we assume that each resource is allocated to one URC-LL and one URC-HL user, as shown in Fig. 3b. However, the resources could as well be shared among users of the same group, which is likely to be beneficial if the activation probability is low. Although Fig. 3b illustrates a diagonal frequency hopping pattern for the URC-HL users, the analysis is valid as long as each channel resource is not shared by multiple URC-HL users, and each frequency channel is used at most once by the same URC-HL user within a time slot.

We assume that the base station initially attempts to decode the URC-LL users while treating the URC-HL users as noise, since URC-LL users receive all their channel resources within one minislot. The URC-LL users that are successfully

decoded are subsequently cancelled and the URC-HL users are decoded. Notice that even if the decoding of a URC-LL user fails it may still be possible for the base station to decode the URC-HL users by treating the URC-LL interference as noise. Denoting by $\delta_{\text{HL},k}$ the Bernoulli random variable indicating whether the URC-HL assigned to resource k in the current minislot is active, the error probability of the URC-LL user is

$$\Pr(E_{\text{LL}}) = \Pr \left[\frac{1}{K_{\text{LL}}} \sum_{k=1}^{K_{\text{LL}}} \log_2 \left(1 + \frac{|H_{\text{LL},k}|^2}{1 + \delta_{\text{HL},k}|H_{\text{HL},k}|^2} \right) < r_{\text{LL}} \right], \quad (5)$$

where the subscripts LL and HL are used to distinguish between the URC-LL and URC-HL users, respectively. As in the orthogonal case, the rate can be selected according to the bound in Appendix A as

$$r_{\text{LL}} = \max_{t>0} \frac{1}{tK_{\text{LL}}} \log_2(\epsilon) - \frac{1}{t} \log_2 \left(\mathbb{E} \left[\left(1 + \frac{|H_{\text{LL},k}|^2}{1 + \delta_{\text{HL},k}|H_{\text{HL},k}|^2} \right)^{-t} \right] \right). \quad (6)$$

Due to the interference cancellation procedure, the URC-HL users can experience three scenarios in each resource: (i) The URC-LL user is not active, (ii) the URC-LL user is active, successfully decoded and cancelled, and (iii) the URC-LL user is active but not decoded. The resulting error probability can be written

$$\Pr(E_{\text{HL}}) = \Pr \left[\frac{1}{K_{\text{HL}}} \sum_{k=1}^{K_{\text{HL}}} \log_2 \left(1 + \frac{|H_{\text{HL},k}|^2}{1 + \delta_{\text{LL},k}(1 - \gamma_{\text{LL},k})|H_{\text{LL},k}|^2} \right) < r_{\text{HL}} \right], \quad (7)$$

where $\delta_{\text{LL},k}$ is the binary variable indicating whether the URC-LL user is active in resource k , and $\gamma_{\text{LL},k} = 1$ if the URC-LL user is successfully decoded, otherwise $\gamma_{\text{LL},k} = 0$. Notice that even though the URC-LL and URC-HL users have the same reliability requirements, due to the interference cancellation procedure it is not optimal to select $r_{\text{LL}} = r_{\text{HL}}$ and $K_{\text{LL}} = K_{\text{HL}}$. Instead, the rates depend on both the activation probability of the interfering users, as well as the number of resources assigned to URC-LL and URC-HL. For this reason, deriving bounds on the rate for URC-HL is challenging. However, a valid bound can be obtained by assuming that the URC-HL user is decoded first, while treating the URC-LL transmissions as interference. This gives the rate

$$r_{\text{HL}} = \max_{t>0} \frac{1}{tK_{\text{HL}}} \log_2(\epsilon) - \frac{1}{t} \log_2 \left(\mathbb{E} \left[\left(1 + \frac{|H_{\text{HL},k}|^2}{1 + \delta_{\text{LL},k}|H_{\text{LL},k}|^2} \right)^{-t} \right] \right). \quad (8)$$

C. Non-orthogonal with stop-feedback

The non-orthogonal scenario with stop-feedback is equivalent to the previous case without feedback, with the addition of a feedback signal from the base station after the initial time slot, that indicates to the URC-HL users whether their transmission has completed successfully. Consequently, the URC-LL users may experience less interference if a URC-HL user succeeds already within the first time slot (see Fig. 3c). This in turn slightly increases the reliability of URC-LL. We denote the number of resources given in the first and second time slots by $K_{\text{HL}}^{(1)}$ and $K_{\text{HL}}^{(2)}$, respectively, so that $K_{\text{HL}}^{(1)} + K_{\text{HL}}^{(2)} = K_{\text{HL}}$. The probability that a URC-HL user succeeds after the first time slot is

$$\Pr(E_{\text{HL}}^{(1)}) = \Pr \left[\frac{1}{K_{\text{HL}}} \sum_{k=1}^{K_{\text{HL}}^{(1)}} \log_2 \left(1 + \frac{|H_{\text{HL},k}|^2}{1 + \delta_{\text{LL},k}(1 - \gamma_{\text{LL},k})|H_{\text{LL},k}|^2} \right) < r_{\text{HL}} \right]. \quad (9)$$

As a result, the expected number of resources allocated to a URC-HL user is $K_{\text{HL}}^{(1)} + \Pr(E_{\text{HL}}^{(1)})K_{\text{HL}}^{(2)}$. This reflects the central advantage of feedback, namely a higher granularity in the resource assignment, which in turn results in less resource overhead.

While the rates for URC-HL users are the same as in the case without feedback, the URC-LL users can support slightly higher rate. However, including this into the calculation of the bounds is challenging due to the dependence between the interference experienced by the URC-LL users and the rate of the URC-LL users. Hence, we will resort to using the same bounds as in the case without feedback for both URC-HL and URC-LL users.

IV. NUMERICAL EVALUATION

In this section we present numerical results to illustrate the reliabilities under the schemes described in the previous section. Since the dependency between successful decoding of URC-LL and URC-HL render the error probability calculations difficult, we approximate the results using Monte Carlo simulations.

We consider a scenario of a total of $N = 20$ users, divided into 10 URC-LL and 10 URC-HL users. The air interface contains $F = 10$ frequency channels and each time slot is comprised of $S = 5$ minislots. The activation probability is $p = 0.5$ and the channel gains are normalized to $\Gamma = 1$. In the case of orthogonal access, each user is assigned 5 frequency resources so that the users occupy a total of two time slots. In the non-orthogonal schemes, each user is given 10 resources. More specifically, the URC-LL users are each allocated a dedicated time slot, i.e. $K_{\text{UL}} = 10$, while each URC-HL user is assigned one frequency resource in each minislot, so that their resources are equally divided between the two time slots i.e. $K_{\text{HL}}^{(1)} = K_{\text{HL}}^{(2)} = 5$.

The error probabilities for the various schemes and the rate bounds are shown for URC-HL and URC-LL users in Figs. 4

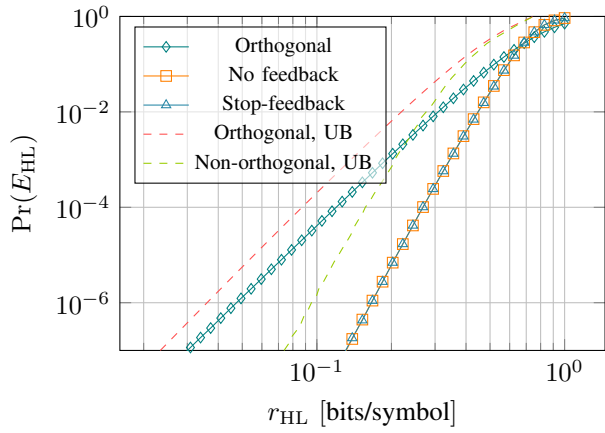


Fig. 4: Transmission error probabilities for various rates of the URC-HL users.

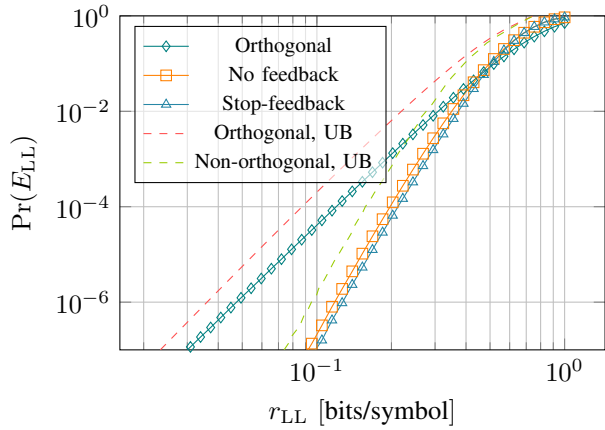


Fig. 5: Transmission error probabilities for various rates of the URC-LL users.

and 5, respectively. In both cases, the non-orthogonal schemes support higher rates than the orthogonal in the high-reliability region. This indicates that despite the interference caused by non-orthogonality, the fact that twice as many resources can be assigned to each user results in higher reliability. For URC-HL, the scheme without feedback and the scheme with stop-feedback result in the same error probabilities, as stop-feedback only impacts the URC-HL users that have successful transmissions. However, in the case with URC-LL users the stop-feedback scheme result in higher reliability than the other schemes due to the reduced interference experienced in the second time slot.

The utilization of the schemes are shown for URC-HL in Fig. 6. Again, the two non-orthogonal schemes outperform the orthogonal due to the higher number of resources and hence improved average channel conditions. For large target error probabilities, ϵ_{HL} , the non-orthogonal schemes perform equivalently and the utilization ratio tends towards zero. However, as the target reliability increases, the stop-feedback scheme becomes more efficient as less users are given excess

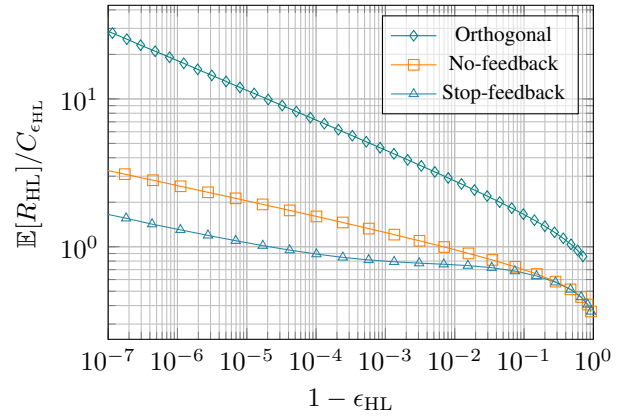


Fig. 6: Relative average given rates for various target error probabilities for URC-HL.

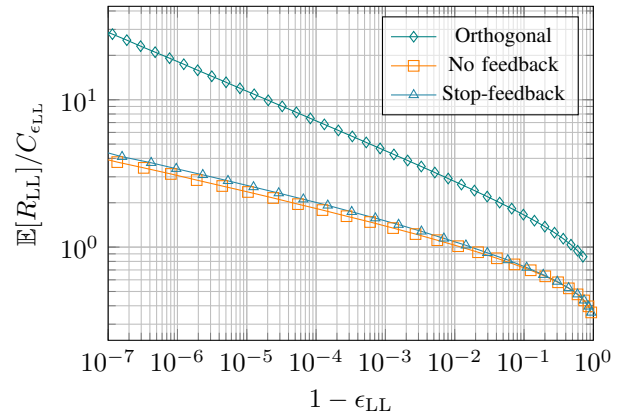


Fig. 7: Relative average given rates for various target error probabilities for URC-LL.

resources.

The case with URC-LL is shown in Fig. 7, where it can be seen that due to the lack of feedback, all schemes exhibit high overhead in the high reliability region. While the overhead for the orthogonal scheme is largest, the stop-feedback scheme is slightly higher than the one without feedback. This indicates that, despite users in this scheme can transmit with higher rate to achieve a certain ϵ_{LL} (see Fig. 5), the average rate overhead is even larger.

V. CONCLUSION

In this paper we have investigated ultra-reliable communication in a scenario where some users require very low latency, while others can tolerate higher latencies. We have studied how the increased time diversity and the use of intermediate feedback to the high-latency users can help supporting ultra-reliable communication with both orthogonal and non-orthogonal access. More specifically, we show that the ability to use stop-feedback can lead to higher reliability and better resource utilization. Furthermore, even without feedback non-orthogonal access outperforms orthogonal access in the ultra-reliable regime both in terms of reliability and resource

efficiency due to increased time, frequency and interference diversity gains. This suggests that adapting the use of the radio resources to the latency requirements is highly beneficial in the ultra-reliable regime.

Future research can be in the direction of studying the use of power control as well as more sophisticated feedback schemes that exploit the information that the base station has obtained during the initial time slot, such as channel estimations. Furthermore, the model could be generalized e.g. to allow for more general resource allocations, heterogeneous reliability requirements, and eMBB traffic.

APPENDIX A

DERIVATION OF LOWER BOUND ON RATE

We derive the lower bounds on the rate for the non-orthogonal case in Eq. (5), from which the orthogonal access can be obtained by setting $\delta_{LL,k} = 0$. By fixing the error probability as $\Pr(E_{LL}) = \epsilon_{LL}$ and by following the same procedure as in [8] we obtain

$$\epsilon_{LL} = \Pr \left[\sum_{k=1}^{K_{LL}} \log_2 \left(1 + \frac{|H_{LL,k}|^2}{1 + \delta_{HL,k}|H_{HL,k}|^2} \right) < K_{LL} r_{LL} \right] \quad (10)$$

$$= \Pr \left[-t \log_2 \left(\prod_{k=1}^{K_{LL}} \left(1 + \frac{|H_{LL,k}|^2}{1 + \delta_{HL,k}|H_{HL,k}|^2} \right) \right) < -K_{LL} r_{LL} t \right] \quad (11)$$

$$= \Pr \left[\prod_{k=1}^{K_{LL}} \left(1 + \frac{|H_{LL,k}|^2}{1 + \delta_{HL,k}|H_{HL,k}|^2} \right)^{-t} < 2^{-K_{LL} r_{LL} t} \right] \quad (12)$$

$$\leq \frac{\mathbb{E} \left[\prod_{k=1}^{K_{LL}} \left(1 + \frac{|H_{LL,k}|^2}{1 + \delta_{HL,k}|H_{HL,k}|^2} \right)^{-t} \right]}{2^{-K_{LL} r_{LL} t}} \quad (13)$$

$$= \frac{\mathbb{E} \left[\left(1 + \frac{|H_{LL,k}|^2}{1 + \delta_{HL,k}|H_{HL,k}|^2} \right)^{-t} \right]^{K_{LL}}}{2^{-K_{LL} r_{LL} t}}. \quad (14)$$

Here, (11) is obtained by moving the summands inside the logarithm, and then multiplying both sides of the inequality by $-t$. In (12) we have raised both sides to the power of two, and (13) follows from the Markov inequality. Using the fact that the terms inside the expectation are independent and identically distributed we arrive at the expression in (14). The

lower bound on the rate for a given ϵ_{LL} can then be obtained by rewriting the expression as

$$r_{LL} \geq \frac{1}{t K_{LL}} \log_2 (\epsilon_{LL}) - \frac{1}{t} \log_2 \left(\mathbb{E} \left[\left(1 + \frac{|H_{LL,k}|^2}{1 + \delta_{HL,k}|H_{HL,k}|^2} \right)^{-t} \right] \right), \quad (15)$$

where the expectation can be approximated using Monte Carlo simulation and $t > 0$ can be optimized so as to maximize the rate.

ACKNOWLEDGMENT

This work has been in part supported the European Research Council (ERC) under the European Union Horizon 2020 research and innovation program (ERC Consolidator Grant Nr. 648382 WILLOW) and Danish Council for Independent Research (Grant Nr. 8022-00284B SEMIOTIC)

REFERENCES

- [1] P. Popovski, J. J. Nielsen, Č. Stefanović, E. d. Carvalho, E. Ström, K. F. Trillingsgaard, A. Bana, D. M. Kim, R. Kotaba, J. Park, and R. B. Sørensen, "Wireless access for ultra-reliable low-latency communication: Principles and building blocks," *IEEE Network*, vol. 32, no. 2, pp. 16–23, March 2018.
- [2] ITU-R, *M.2410-0—Minimum requirements related to technical performance for IMT-2020 radio interface(s)*, Feb. 2017.
- [3] H. Chen, R. Abbas, P. Cheng, M. Shirvanimoghaddam, W. Hardjawana, W. Bao, Y. Li, and B. Vucetic, "Ultra-reliable low latency cellular networks: Use cases, challenges and approaches," *IEEE Communications Magazine*, vol. 56, no. 12, pp. 119–125, December 2018.
- [4] J. Sachs, G. Wikström, T. Dudda, R. Baldemair, and K. Kittichokechai, "5G radio network design for ultra-reliable low-latency communication," *IEEE Network*, vol. 32, no. 2, pp. 24–31, March 2018.
- [5] P. Popovski, "Ultra-reliable communication in 5G wireless systems," in *1st International Conference on 5G for Ubiquitous Connectivity*, Nov 2014, pp. 146–151.
- [6] J. Åkerberg, M. Gidlund, and M. Björkman, "Future research challenges in wireless sensor and actuator networks targeting industrial automation," in *2011 9th IEEE International Conference on Industrial Informatics*, July 2011, pp. 410–415.
- [7] H. Zhang, N. Liu, X. Chu, K. Long, A. Aghvami, and V. C. M. Leung, "Network slicing based 5G and future mobile networks: Mobility, resource management, and challenges," *IEEE Communications Magazine*, vol. 55, no. 8, pp. 138–145, Aug 2017.
- [8] P. Popovski, K. F. Trillingsgaard, O. Simeone, and G. Durisi, "5G wireless network slicing for eMBB, URLLC, and mMTC: A communication-theoretic view," *IEEE Access*, vol. 6, pp. 55 765–55 779, 2018.
- [9] A. Anand, G. De Veciana, and S. Shakkottai, "Joint scheduling of URLLC and eMBB traffic in 5G wireless networks," in *IEEE INFOCOM 2018 - IEEE Conference on Computer Communications*, April 2018, pp. 1970–1978.
- [10] W. Yang, G. Durisi, T. Koch, and Y. Polyanskiy, "Quasi-static SIMO fading channels at finite blocklength," in *2013 IEEE International Symposium on Information Theory*, July 2013, pp. 1531–1535.