



Aalborg Universitet

AALBORG UNIVERSITY
DENMARK

A robust control strategy to improve transient stability for AC-DC interconnected power system with wind farms

Hui, Q.; Yang, J.; Yang, X.; Chen, Zhe; Li, Y.; Teng, Y.

Published in:
CSEE Journal of Power and Energy Systems

DOI (link to publication from Publisher):
[10.17775/CSEEJPES.2019.00250](https://doi.org/10.17775/CSEEJPES.2019.00250)

Publication date:
2019

Document Version
Publisher's PDF, also known as Version of record

[Link to publication from Aalborg University](#)

Citation for published version (APA):
Hui, Q., Yang, J., Yang, X., Chen, Z., Li, Y., & Teng, Y. (2019). A robust control strategy to improve transient stability for AC-DC interconnected power system with wind farms. *CSEE Journal of Power and Energy Systems*, 5(2), 259-265. <https://doi.org/10.17775/CSEEJPES.2019.00250>

General rights

Copyright and moral rights for the publications made accessible in the public portal are retained by the authors and/or other copyright owners and it is a condition of accessing publications that users recognise and abide by the legal requirements associated with these rights.

- ? Users may download and print one copy of any publication from the public portal for the purpose of private study or research.
- ? You may not further distribute the material or use it for any profit-making activity or commercial gain
- ? You may freely distribute the URL identifying the publication in the public portal ?

Take down policy

If you believe that this document breaches copyright please contact us at vbn@aub.aau.dk providing details, and we will remove access to the work immediately and investigate your claim.

A Robust Control Strategy to Improve Transient Stability for AC-DC Interconnected Power System with Wind Farms

Qian Hui, Jinlu Yang, Xia Yang, Zhe Chen, *Fellow, IEEE*, Yan Li, and Yun Teng, *Member, IEEE*

Abstract—In view of the variable parameters that affect the transient stability of electromagnetic torque and mechanical torque balance in AC-DC system, and the uncertainty of wind power in large-scale interconnection of wind farm. This paper proposes a linear parameter varying (LPV) robust feedback control method for transient stability of interconnected systems. The proposed LPV robust feedback control method uses the DC channel power control and the mechanical power in the interconnected system as the control target to improve the transient stability of the interconnected system with wind farm channel. Firstly, aiming at the strong nonlinear characteristics of the interconnected system, the power balance and the wind power output uncertainty in the transient process, the transient process is designed as a linear model of variable parameters. Then, the H_∞ robust output feedback controller is designed according to the LPV model. The transient stability control strategy topology and transfer function of the interconnected system are proposed. Finally, the proposed scheme is verified by an interconnected system formed by four equal-value grids through AC and DC lines in a digital simulation platform. The results show that the LPV robust feedback control model proposed in this paper has better response characteristics and transient stability control effects for interconnected systems with wind power weak sending-end system.

Index Terms—AC/DC transmission, interconnected power systems, linear parameter varying, robust control, sending-end system, transient stability, wind power generation.

I. INTRODUCTION

WITH the rapid and efficient implementation of the global energy Internet strategy, the power generation scale and capacity of renewable energy, such as wind power and photovoltaic power in China, are continuously increas-

ing [1], [2]. The rapid construction of wind farm in the western and northern regions and power transmission channels from west to east have enabled the large-scale interconnection of wind power AC-DC transmission channels between Northwest, North China, Northeast and Shandong Power Grids. In such kind of large interconnected power grid, the grid for power sending usually reverses in load and the power-sending in a large scale [3], [4]. However, it may cause stability problems by real power fluctuating when a serious fault or transient processing occurs in a regional weak sending-end system with large-scale wind power sending out. Thus, it is necessary to deeply study the stability characteristics and control mechanism of the delivery system containing large-scale wind power.

The system formed by the interconnection of multiple provincial AC/DC channels puts forward higher requirements for the regulation ability of transient and steady state. And interconnected systems need to have the ability to traverse severe transient transitions. For the voltage stability control in AC and DC systems, domestic and foreign scholars have conducted some researches. Reference [5] simulated the transient stability of large power grids at different time scales based on continuous time domain tracking algorithm. In [6], a transient stability control model based on LPV tracking method for controlling cost minimization target was proposed, which transformed transient stability control problem into sensitivity matrix inequality problem solving problem. For the voltage stability control problem in DC distribution network, a flexible voltage control strategy considering distributed energy storage was proposed to improve the inertial response capability of the DC grid to the AC grid in [7]. For the sending-end system of hydropower clusters, reference [8] proposed an AC-DC voltage-frequency coordinated control strategy to improve system voltage stability and frequency stability.

In addition, in the study of power systems stability, the stability problem of sending-end system by wind and fire combined with multi-terminal AC and DC transmission channels is particularly prominent. And it is necessary to comprehensively consider the control strategies including many safety and stability problems such as transient stability, small disturbance stability and sub-synchronous oscillation [9], [10]. Simultaneously, it is also necessary to solve AC-DC systems, wind power and thermal power coordinated dispatching problem [11], [12]. Currently, there are few studies on the stability of wind-fire combined with sending-end system, especially

Manuscript received February 5, 2019; revised April 9, 2019; accepted May 22, 2019. Date of publication June 30, 2019; date of current version May 30, 2019. This study was supported in part by the National Key R&D Program of China (2017YFB0902100).

Q. Hui, J. L. Yang (corresponding author, e-mail: 410928a22rx.cdb@sina.cn), X. Yang and Y. Teng are with School of Electrical Engineering, Shenyang University of Technology, Shenyang 110870, China.

Z. Chen is with School of Electrical Engineering, Shenyang University of Technology, Shenyang 110870, China. And he is also with the Department of Energy Technology, Aalborg University, Aalborg 9220, Denmark.

Y. Li is with State Grid East Inner Mongolia Electric Power Supply, Co., Ltd, Hohhot 010020, China.

DOI: 10.17775/CSEEJPES.2019.00250

for the study of transient stability control of large-scale wind power access systems [13]–[15]. Among those, reference [14] believes that the fast recovery characteristics of the active crossover and doubly-fed wind turbines with the wind-fire angle curve are not conducive to the stability of the power angle of the system. Reference [15] considers that wind and fire interaction has uncertain wind power.

The AC-DC transmission system has the characteristics of fast response and flexibility, and can improve the transient stability of the AC-DC interconnect system under large disturbances and emergency situations. For the control strategies of AC/DC transmission systems. The software and hardware design of the wide-area damping control strategy was proposed in [16] to verify the effectiveness of improving system stability by simulation analysis in a test platform consisting of multi-machine interconnected power systems. In reference [17], aiming at the traditional power generation unit and multi-terminal high-voltage DC converter unit in the integrated AC/DC grid, an algorithm for adaptively determining the generator droop coefficient was proposed to improve the stability margin of the system under different load conditions. Presently, several typical methods were proposed for the stability study of HVDC converter DC systems, i.e., eigenvalue analysis [18], frequency domain analysis and linear optimal control [19], etc.

In summary, most of the current researches are aimed at large-scale interconnection systems formed by multiple ultra-high-voltage and ultra-high voltage AC/DC transmission channels. There are few transient stability optimization control problems involving multiple provincial large-grid interconnected systems with weak power transmission and high power and high uncertainty wind power.

In this paper, the engineering practice of wind power transmission through multi-terminal AC-DC channel is taken as the research background. An interconnection system LPV model is formed by interconnecting wind power multi-terminal AC and DC channels. By selecting the eigenvalue pair measurement output and error optimization processing, a reduced-order interconnected grid transient robust output feedback controller is obtained. Finally, the four-zone interconnected system model is used as the case study to evaluate the performances of the control strategy. The simulation results show that the proposed control strategy can effectively improve the transient stability of the wind power transmission grid and the entire interconnection system.

II. LPV MODEL OF INTERCONNECTED SYSTEM

The research object of this paper is the stable optimization control problem of transient process of interconnected power grid formed by large-scale wind power transmission via multi-terminal AC-DC channel. When a serious fault occurs in the large-scale interconnected system formed by the wind power transmission channel, the mechanical and electromagnetic power balance characteristics in the power grid can be changed by adjusting the mechanical torque input of hydropower, thermal power and other power sources of each regional power grid in the interconnected system to

meet system transient stability requirements. Due to the strong nonlinearity of the transient stability of the interconnected system, the linear control method of the system can only be effective within certain range in the transient process time scale [20]. The output power of the interconnected system exhibits stronger nonlinearity and time-varying characteristics when the mechanical power and electromagnetic power in the interconnected system fluctuate, that is the interconnected system at this time is a variable parameter system.

An LPV state equation for an interconnected large-scale system with large-scale wind power transmission can be expressed as:

$$\begin{bmatrix} \dot{\boldsymbol{x}} \\ \boldsymbol{z} \\ \boldsymbol{y} \end{bmatrix} = \begin{bmatrix} \boldsymbol{A}(\rho) & \boldsymbol{B}_1(\rho) & \boldsymbol{B}_2(\rho) \\ \boldsymbol{C}_1(\rho) & \boldsymbol{D}_{11}(\rho) & \boldsymbol{D}_{12}(\rho) \\ \boldsymbol{C}_2(\rho) & \boldsymbol{D}_{21}(\rho) & \mathbf{0} \end{bmatrix} \begin{bmatrix} \boldsymbol{x} \\ \boldsymbol{\omega} \\ \boldsymbol{u} \end{bmatrix} \quad (1)$$

where ρ is the variable parameter of the control systems such as DC triggering angle, wind power output, motor rotor speed and power angle of the interconnected power system; \boldsymbol{x} is the state variable of the interconnected power grid; \boldsymbol{u} is the input variables of regional grid active and reactive power; $\boldsymbol{\omega}$ is the load disturbance in the interconnected system; \boldsymbol{z} is the charged active and reactive output in the system; \boldsymbol{y} is the measured active and reactive output of the interconnected system.

According to the actual engineering situation of the interconnected power system formed by wind power weak sending-end system, the following conditions are satisfied during establishment of the system variable parameter model:

1) Time-varying parameters of the interconnected system and its rate of change is bounded, satisfying $\rho = \beta \in [\bar{\rho}, \rho] = \Theta$ and $\dot{\rho} = \dot{\beta} \in [\bar{\beta}, \beta] = \dot{\Theta}$.

2) The matrix functions of the state equation of the variable parameter interconnected power system described by (1) are continuous on Θ . Moreover, \boldsymbol{D}_{12} and \boldsymbol{D}_{21} satisfy full column rank and full row rank condition.

III. TRANSIENT ROBUST OUTPUT FEEDBACK CONTROL MODEL OF INTERCONNECTED SYSTEMS

The transient process control of the interconnected system described by (1) in the previous section can be described as (2). During a large disturbance, an LPV controller \boldsymbol{K} can be found as:

$$\begin{cases} \dot{\boldsymbol{x}}_k = \boldsymbol{A}_k(\rho)\boldsymbol{x}_k + \boldsymbol{B}_k(\rho)\boldsymbol{y} \\ \boldsymbol{u} = \boldsymbol{C}_k(\rho)\boldsymbol{x}_k + \boldsymbol{D}_k(\rho)\boldsymbol{y} \end{cases} \quad (2)$$

The controller \boldsymbol{K} is capable of stabilizing the system of (1), while minimizing the H_∞ performance index γ of the system.

The necessary and sufficient conditions for the existence of the interconnected system transient stability linear parameter-varying robust output feedback optimal controller \boldsymbol{K} is the existence of parameter-dependent symmetric positive definite matrix \boldsymbol{R} and \boldsymbol{S} , which causes the following linear matrix inequality.

$$\left\{ \begin{array}{l} \begin{bmatrix} N_S & 0 \\ 0 & I \end{bmatrix} \begin{bmatrix} A^T S + SA + (dS/dt) & SB_1 & C_1^T \\ B_1^T S & -\gamma I & D_{11}^T \\ C_1 & D_{11} & -\gamma I \end{bmatrix} \\ \begin{bmatrix} N_S & 0 \\ 0 & I \end{bmatrix} < 0 \\ \begin{bmatrix} N_R & 0 \\ 0 & I \end{bmatrix}^T \begin{bmatrix} RA^T + AR - \dot{R} & RC_1^T & B_1 \\ C_1 R & -\gamma I & D_{11} \\ B_1^T & D_{11}^T & -\gamma I \end{bmatrix} \\ \begin{bmatrix} N_R & 0 \\ 0 & I \end{bmatrix} < 0 \\ \begin{bmatrix} R & I \\ I & S \end{bmatrix} > 0 \end{array} \right. \quad (3)$$

where N_S and N_R are the matrixes with full column rank, and satisfy:

$$\begin{cases} N_S = \ker [C_2 & D_{21}] \\ N_R = \ker [B_2^T & D_{12}^T] \end{cases} \quad (4)$$

D_k can be solved by solving the matrix inequality in (3), and other control matrix A_k, B_k, C_k, D_k can be reached by solving the matrix equation. In the large disturbances process of the interconnected system, due to the small-time scale [21] of the electromagnetic transient process, a robust transient stability controller can be constructed to avoid solving matrix inequalities and matrix equations online. The transient stability controller is in a strictly regular form, i.e., $D_k = 0$. Then, based on the constructed transient stability controller, the solution of the matrix equation is further constructed to find other control matrices. The solution steps are as follows:

Step 1: Solve matrix inequality of (3), to reach R, S and γ .

Step 2: With the given real-time variable parameters, real-time parameter variation R, S , can be reached and R, S satisfy the following equation:

$$\begin{aligned} A_k = & -N^{-1} \left\{ A^T - S \frac{dR}{dt} - N \left(\frac{dM}{dt} \right)^T + \right. \\ & S [A + B_2 F + LC_2] R + \\ & \gamma^{-1} S [B_1 + LD_{21}] B_1^T + \\ & \left. \gamma^{-1} C_1^T [C_1 + D_{12} F] R \right\} M^{-T} \end{aligned} \quad (5)$$

In the above:

$$D_k = 0 \quad (6)$$

$$M = R, N = R^{-1} - S \quad (7)$$

$$B_k = N^{-1} S L \quad (8)$$

$$F = -(D_{12}^T D_{12})^{-1} \times [\gamma B_2^T R^{-1} + D_{12}^T C_1] \quad (9)$$

$$C_k = F R (M)^{-T} \quad (10)$$

$$L = [\gamma S^{-1} C_2^T + B_1 D_{21}^T] \times (D_{21} D_{21}^T)^{-1} \quad (11)$$

IV. TRANSIENT STABILITY CONTROL STRATEGY UNDER WIND POWER UNCERTAINTY

In order to establish an LPV transient control strategy for interconnected systems, an LPV model for transient process of sending-end system during large disturbances process of the

interconnected system must be established. Firstly, Jacobi's linearization method [22], [23] is used to linearize several equilibrium points of the nonlinear model during transient process and to obtain a set of linearization model, which is used to approximate the nonlinearity of the interconnected system. If the equilibrium point selection density is enough, the linearization model can accurately express the nonlinear model of the interconnected systems. In this paper, the design point parameter is determined as the power balance θ_r (per unit value) of the total active input and output during large disturbances of the interconnected system, and the uncertainty of the total wind power output in the system.

According to the principle of balance control for mechanical power and electromagnetic power in the power system transient process, (0.05, 0.07, 0.09, 0.11, 0.13) is taken for θ_r and (0.04, 0.8, 0.12, 0.16, 0.20) is taken for V_a .

Through the network partitioning of the transient process of the interconnected system and the linearization of the design point, and considering the range of θ_r and V_a , N linear models are obtained. The nonlinear model of the transient process of the actual interconnected system can be obtained from the interpolation between linearization models.

When there is a large disturbance in the system and a greater mechanical power input than the electromagnetic power, the system frequency increases. Similarly, when the mechanical power is less than the electromagnetic power, the system frequency decreases. To achieve stable system power from unbalance to rebalance, the transient control target of the interconnected system is set to the fastest power balance speed and the minimum amplitude of the oscillation. The target of the transient control strategy of the interconnected system is shown in Fig. 1.

Those weighting functions are selected according to the following parameters. The control model of the adjustable output power in the interconnected system H is

$$H = \left[\frac{s}{0.05s + 1}, \frac{1}{0.05s + 1} \right]^T \quad (12)$$

Two delay transfer functions τ_1 and τ_2 for system power control are

$$\tau_1 = \tau_2 = \frac{-0.01s + 1}{0.01s + 1} \quad (13)$$

The physical meaning indicates that the delay time from the power control command issuing to the change of power supply is 80 ms.

The ideal model for power control based on the system power imbalance is

$$H_{\theta_r} = \frac{5.33}{s^2 + 3s + 5.33} \quad (14)$$

where, H_{θ_r} is the ideal response of the generator set's output power.

Power tracking error weighting function is

$$W_{\theta_e} = \frac{0.03s + 1.97}{2.5s + 1} \quad (15)$$

where, W_{θ_e} is the penalty of system power supply power control to the frequency variation tracking error. The higher

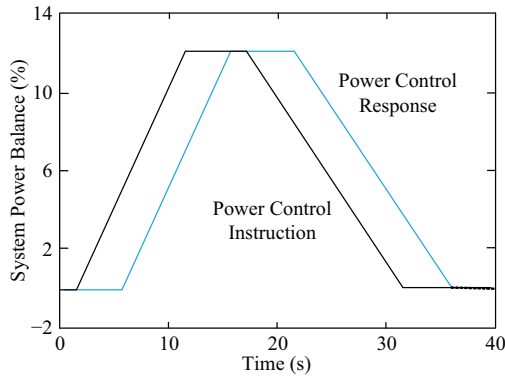


Fig. 3. Interconnected system power control instructions and responses.

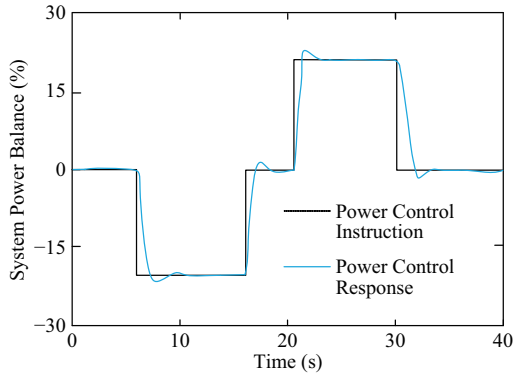


Fig. 4. Response of power control under uncertainty of wind power.

From Fig. 4, it can be seen that the power gap in interconnected systems suddenly changes at a certain level due to the uncertainty of wind power during the whole transient process. The total power control response in interconnected systems can track the reference instructions better. The adjusting time range is 2 s to 5 s. When the power point required by the command is reached, the time period does not exceed 25% of the previous adjusting time when the next command arrives, which makes the system have good robustness and tracking performance.

B. Simulation and Analysis of Transient Stability Control Performance of Interconnected Systems

To verify the control effect of the LPV robust control method, a robust controller based on full-order observer (FOO) is designed as a comparison, and the weight functions are set to the same as the control weights. And the designed controller order is the same as the original system.

Assuming the initial state of the system is normal operation, the LPV robust controller and the FOO robust controller are added to the DC rectification side of the four-zone interconnected power system [24], [25]. The system is disturbed at 0.5 s when a three-wire short-circuit ground fault occurs at point *f* on the AC tie line L4, and the fault duration is 0.15 s, and the fault is removed at 0.65 s. The simulation analysis of the transient control stability of the transient process under disturbance is given.

Assuming the power balance in the system during the fault is 8%, and the uncertainty of the wind power output

parameter is 10%. The changing trends of DC power and input mechanical power of interconnected systems under two robust controllers are shown in Fig. 5 and Fig. 6.

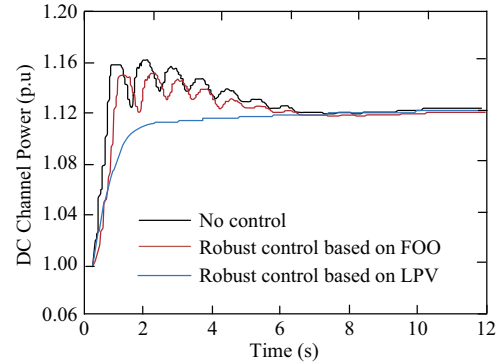


Fig. 5. DC channel power control during transient process ($\theta_r = 0.08$, $V_a = 0.10$).

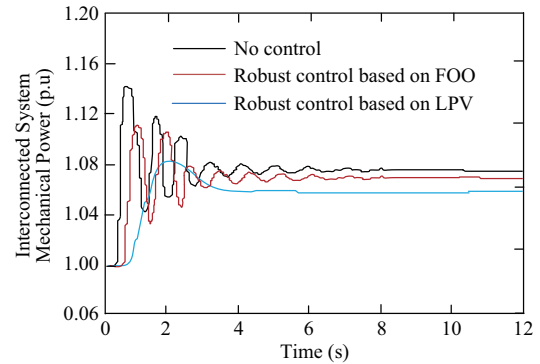


Fig. 6. Mechanical power control during transient process ($\theta_r = 0.08$, $V_a = 0.10$).

During the transient process, the tie lines between G2 and G4 are out of operation, and the DC tie lines operate independently. At this moment, the wind power transmitted by the regional grid G2 to the G4 needs to be transferred to the DC lines and other AC lines to ensure the power balance in the interconnected system.

The transmission power of the flow line cannot be increased rapidly and steadily, which will cause a large increase in the power angle and frequency of the generator in the G2 of the wind power sending-end system. In severe cases, a large-scale abandoned wind will occur, and even an emergency state such as a unit will be removed. However, uncoordinated transient stability control actions of the regional power grids in the interconnected power may further deteriorate the system frequency and eventually cause the system collapse [26].

It can be seen from Fig. 5 and Fig. 6 that both the LPV-based robust controller and the FOO-based robust controller can effectively suppress interference. In the transient process under the two control strategies, the DC channel power reaches a steady state at 6.5 s; the mechanical power control reaches a steady state at 8 s. The LPV-based transient robust controller exhibits better control quality, which can effectively suppress low-frequency oscillations in interconnected systems.

Simultaneously, to verify the robustness of the system, the

control strategy control effect test is carried out under the worst condition of the system state ($\theta_r = 0.12$, $V_a = 0.25$). The proposed transient stability strategy control effect is shown in in Fig. 7 and Fig. 8.

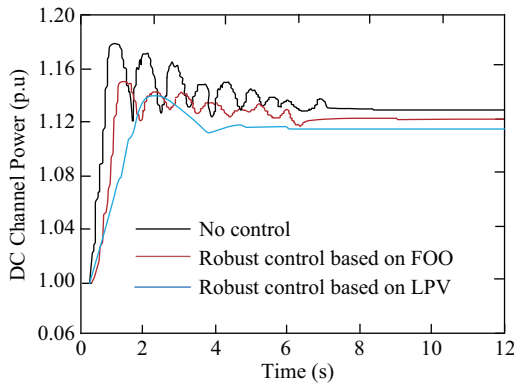


Fig. 7. DC power control effect in transient process ($\theta_r = 0.12$, $V_a = 0.25$).

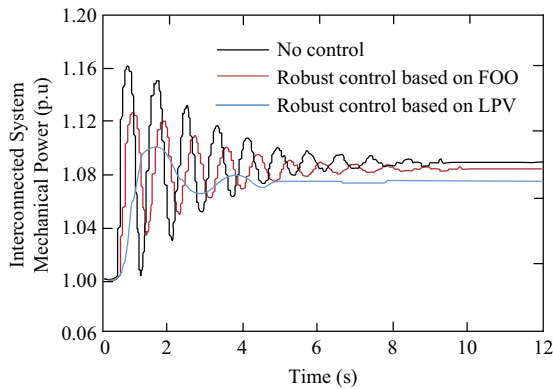


Fig. 8. Mechanical power control effect in transient process ($\theta_r = 0.12$, $V_a = 0.25$).

It can be seen from the simulation results that the DC channel power stability control time in the transient process is 7 s, the mechanical power stability control response time is 9.5 s. The response time is slightly lower than the general disturbance scenario, and the stable oscillation amplitude is slightly higher than the general disturbance. In the scenario, the system can still maintain good control performance and has certain conservativeness. The established LPV-based robust feedback control model makes full use of the short-time overload capability of the DC wind power transmission channel to effectively suppress the change of power balance in the interconnected system. And through the rapid control of DC line power and synchronous machine output, the transient stability of the interconnected system is greatly improved.

VI. CONCLUSION

Aiming at the problem of robust optimization control for strongly nonlinear transient processes of interconnected systems, which contain multiple AC/DC large-scale wind power transmission channels and multiple regional grids. A new transient stability control method for solving its H_∞ optimal robust controller algorithm based on the transient

multi-parameter point-linearization model is proposed. This paper has made the following contribution and obtained the simulation results.

1) According to the nonlinear characteristic of the transient process of the interconnected system, a linearized equation of state and its constraints for the variable parameters of interconnected systems are proposed.

2) For the interconnected system LPV equation of state, the H_∞ optimal controller model of system transient stability control is designed, and the optimal transient controller model and its solving algorithm are established based on the robust output feedback control algorithm.


3) Considering the system component control parameters in the transient process of the interconnected system, the system linear variable parameter model is established by designing the parameters of different power balance and wind power uncertainty in the transient process of the system.

4) Taking the interconnected system consisting of four regional equivalent networks as the case study, a simulated analysis is made on power control of the three-phase short circuit of the AC wind power channel during transient process in the interconnected system, which contains multiple AC-DC wind power channels and weak sending-end system. The result shows that the transient stability control algorithm proposed in this paper has a strong suppression effect on the transient process.

REFERENCES

- [1] Y. B. Shu, Z. G. Zhang, J. B. Guo, and Z. L. Zheng, "Study on key factors and solution of renewable energy accommodation," *Proceedings of the CSEE*, vol. 37, no. 1, pp. 1–8, Jan. 2017.
- [2] X. D. Liang, "Emerging power quality challenges due to integration of renewable energy sources," *IEEE Transactions on Industry Applications*, vol. 53, no. 2, pp. 855–866, Mar./Apr. 2017.
- [3] X. R. Xie, W. Liu, H. Liu, Y. L. Du, and Y. H. Li, "A system-wide protection against unstable SSCI in series-compensated wind power systems," *IEEE Transactions on Power Delivery*, vol. 33, no. 6, pp. 3095–3104, Dec. 2018.
- [4] W. J. Du, J. T. Bi, and H. F. Wang, "Small-signal angular stability of power system as affected by grid-connected variable speed wind generators- A survey of recent representative works," *CSEE Journal of Power and Energy Systems*, vol. 3, no. 3, pp. 223–231, Sep. 2017.
- [5] C. Chen, W. J. Du, H. F. Wang, and T. Littler, "Sub-synchronous oscillations in power systems caused by grid-connected wind farms — A survey of mechanism studies," *CSEE Journal of Power and Energy Systems*, vol. 4, no. 4, pp. 495–503, Dec. 2018.
- [6] Y. Zhou and V. Ajjarapu, "A novel approach to trace time-domain trajectories of power systems in multiple time scales," *IEEE Transactions on Power Systems*, vol. 20, no. 1, pp. 149–155, Feb. 2005.
- [7] Y. Li, L. He, F. Liu, C. B. Li, Y. J. Cao, and M. Shahidehpour, "Flexible voltage control strategy considering distributed energy storages for DC distribution network," *IEEE Transactions on Smart Grid*, vol. 10, no. 1, pp. 163–172, Jan. 2019.
- [8] M. Imran, F. Haglind, M. Asim, and J. Z. Alvi, "Recent research trends in organic Rankine cycle technology: A bibliometric approach," *Renewable and Sustainable Energy Reviews*, vol. 81, pp. 552–562, Jan. 2018.
- [9] C. Li, J. C. Deng, and X. P. Zhang, "Coordinated design and application of robust damping controllers for shunt FACTS devices to enhance small-signal stability of large-scale power systems," *CSEE Journal of Power and Energy Systems*, vol. 3, no. 4, pp. 399–407, Dec. 2017.
- [10] R. Ou, X. Y. Xiao, Z. C. Zou, Y. Zhang, and Y. H. Wang, "Cooperative control of SFCL and reactive power for improving the transient voltage stability of grid-connected wind farm with DFIGs," *IEEE Transactions on Applied Superconductivity*, vol. 26, no. 7, pp. 5402606, Oct. 2016.
- [11] W. Węgrzyński and T. Lipecki, "Wind and fire coupled modelling—Part I: Literature review," *Fire Technology*, vol. 54, no. 5, pp. 1405–1442, Sep. 2018.

- [12] M. Zhou, M. Wang, J. F. Li, and G. Y. Li, "Multi-area generation-reserve joint dispatch approach considering wind power cross-regional accommodation," *CSEE Journal of Power and Energy Systems*, vol. 3, no. 1, pp. 74–83, Mar. 2017.
- [13] D. Zhou, F. Blaabjerg, T. Franke, M. Tonnes, and M. Lau, "Reduced cost of reactive power in doubly fed induction generator wind turbine system with optimized grid filter," *IEEE Transactions on Power Electronics*, vol. 30, no. 10, pp. 5581–5590, Oct. 2015.
- [14] B. Yang, X. S. Zhang, T. Yu, H. C. Shu, and Z. H. Fang, "Grouped grey wolf optimizer for maximum power point tracking of doubly-fed induction generator based wind turbine," *Energy Conversion and Management*, vol. 133, pp. 427–443, Feb. 2017.
- [15] M. Q. Duong, F. Grimaccia, S. Leva, M. Mussetta, and K. H. Le, "Improving transient stability in a grid-connected squirrel-cage induction generator wind turbine system using a fuzzy logic controller," *Energies*, vol. 8, no. 7, pp. 6328–6349, Jul. 2015.
- [16] Y. Li, Y. Zhou, F. Liu, Y. J. Cao, and C. Rehtanz, "Design and implementation of delay-dependent wide-area damping control for stability enhancement of power systems," *IEEE Transactions on Smart Grid*, vol. 8, no. 4, pp. 1831–1842, Jul. 2017.
- [17] A. Moawwad, E. F. El-Saadany, and M. S. El Moursi, "Dynamic security-constrained automatic generation control (AGC) of integrated AC/DC power networks," *IEEE Transactions on Power Systems*, vol. 33, no. 4, pp. 3875–3885, Jul. 2018.
- [18] Z. Li, Q. R. Hao, F. Gao, L. L. Wu, and M. Y. Guan, "Nonlinear decoupling control of two-terminal MMC-HVDC based on feedback linearization," *IEEE Transactions on Power Delivery*, vol. 34, no. 1, pp. 376–386, Feb. 2019.
- [19] X. Chen, L. Wang, H. S. Sun, and Y. Chen, "Fuzzy logic based adaptive droop control in multiterminal HVDC for wind power integration," *IEEE Transactions on Energy Conversion*, vol. 32, no. 3, pp. 1200–1208, Sep. 2017.
- [20] Y. Wang, Y. Q. Hou, L. Cao, F. S. Liu, W. Li, F. Xue, and J. X. Cao, "Coordinated recovery strategy of AC and UHVDC interconnected system considering the power grid strength," *2017 IEEE Conference on Energy Internet and Energy System Integration (EI2)*, Beijing, 2017, pp. 1–6.
- [21] M. E. Hossain, "A non-linear controller based new bridge type fault current limiter for transient stability enhancement of DFIG based Wind Farm," *Electric Power Systems Research*, vol. 152, pp. 466–484, Nov. 2017.
- [22] W. M. Abd-Elhameed, "New product and linearization formulae of Jacobi polynomials of certain parameters," *Integral Transforms and Special Functions*, vol. 26, no. 8, pp. 586–599, Aug. 2015.
- [23] W. M. Abd-Elhameed, E. H. Doha, and H. M. Ahmed, "Linearization formulae for certain Jacobi polynomials," *The Ramanujan Journal*, vol. 39, no. 1, pp. 155–168, Jan. 2016.
- [24] K. Liao and Y. Xu, "A robust load frequency control scheme for power systems based on second-order sliding mode and extended disturbance observer," *IEEE Transactions on Industrial Informatics*, vol. 14, no. 7, pp. 3076–3086, Jul. 2018.
- [25] B. Wang, Y. Z. Zhao, Y. Yu, G. L. Wang, D. G. Xu, and Z. Dong, "Speed-sensorless induction machine control in the field-weakening region using discrete speed-adaptive full-order observer," *IEEE Transactions on Power Electronics*, vol. 31, no. 8, pp. 5759–5773, Aug. 2016.
- [26] Y. B. Shu, G. P. Chen, Z. Yu, J. Y. Zhang, C. Wang, and C. Zheng, "Characteristic analysis of UHVAC/DC hybrid power grids and construction of power system protection," *CSEE Journal of Power and Energy Systems*, vol. 3, no. 4, pp. 325–333, Dec. 2017.



Qian Hui received the M.Sc. degree in Electrical Engineering from Shenyang University of Technology, Shenyang, China, in 2017. She is currently pursuing the Ph.D. degree at the faculty of Electrical Engineering, Shenyang University of Technology. She joined the State Grid Liaoning Electric Power Research Institute Customer Service Center in 2017. Her major research interests include new energy power system and multi-energy coordinated dispatching.



Jinlu Yang received the B.Eng. degree in Power System Automation from Binzhou University, Binzhou, China, in 2017. He is currently pursuing his Master degree in Electrical Engineering in Shenyang University of Technology. His main research interest is operation optimization of multi-energy system.



Xia Yang received the B.Eng. degree in Electrical Engineering from Xi'an Jiaotong University, Xi'an, China, in 1986. And she received her M.Sc. degree in Electric Drive and Automation from Shenyang University of Technology, Shenyang, China, in 1998. She is now a Professor in Shenyang University of Technology. Her main research interests include power Electronics and motor control.




Zhe Chen (M'95–SM'98–F'19) received the B.Eng. and M.Sc. degrees from Northeast China Institute of Electric Power Engineering, Jilin, China, and the Ph.D. degree from the University of Durham, Durham, U.K. He is a Full Professor with the Department of Energy Technology, Aalborg University, Aalborg, Denmark, where he is the leader of Wind Power System Research Program in the Department of Energy Technology. He is also the Danish Principle Investigator for Wind Energy of Sino-Danish Centre for Education and Research. His research areas are power systems, power electronics and electric machines; and his main current research interests are wind energy and modern power systems.

Dr. Chen is a Fellow of the Institution of Engineering and Technology and a Chartered Engineer in the U.K. He is an Editor of *IEEE Transactions on Power Systems* and an Associate Editor of *IEEE Transactions on Power Electronics*.



Yan Li received the Ph.D. in Power System and Automation from Shenyang University of Technology, Shenyang, China, in 2018. He joined the State Grid East Inner Mongolia Electric Power Supply Co. Ltd., in 2009, where he is currently an Electrical Engineer. His research interests include UHV substation, power transmission project construction, and power system simulation.



Yun Teng (M'18) received the M.Sc. degree in Power System and Automation from North China Electric Power University, Beijing, China, in 2002 and the Ph.D. degree in High Voltage and Insulation Technology from Shenyang University of Technology, Shenyang, China, in 2010. He is now a Professor in Shenyang University of Technology. His research interests primarily include renewable energy power generation and multi-energy system.