



Aalborg Universitet

AALBORG UNIVERSITY
DENMARK

Guidelines for the Energy System Transition

The National Aspects of the HRE 2050 Scenario and Associated Policy Recommendations - Heat Roadmap Europe 4

Trier, Daniel; Kowalska, Magdalena; Rothballer, Carsten ; Stiff, George ; Mathiesen, Brian Vad

Publication date:
2018

Document Version
Publisher's PDF, also known as Version of record

[Link to publication from Aalborg University](#)

Citation for published version (APA):
Trier, D., Kowalska, M., Rothballer, C., Stiff, G., & Mathiesen, B. V. (2018). *Guidelines for the Energy System Transition: The National Aspects of the HRE 2050 Scenario and Associated Policy Recommendations - Heat Roadmap Europe 4*. PlanEnergi s/i.

General rights

Copyright and moral rights for the publications made accessible in the public portal are retained by the authors and/or other copyright owners and it is a condition of accessing publications that users recognise and abide by the legal requirements associated with these rights.

- ? Users may download and print one copy of any publication from the public portal for the purpose of private study or research.
- ? You may not further distribute the material or use it for any profit-making activity or commercial gain
- ? You may freely distribute the URL identifying the publication in the public portal ?

Take down policy

If you believe that this document breaches copyright please contact us at vbn@aub.aau.dk providing details, and we will remove access to the work immediately and investigate your claim.



2050

Heat Roadmap Europe

A low-carbon heating and cooling strategy

Guidelines for the Energy System Transition

The National Aspects of the HRE 2050 Scenario
and Associated Policy Recommendations

Deliverable 7.17-N

Project Number:	695989
Project acronym:	HRE
Project title:	Heat Roadmap Europe: Building the knowledge, skills, and capacity required to enable new policies and encourage new investments in the heating and cooling sector.
Contract type:	H2020-EE-2015-3-MarketUptake



This project has received funding from the European Union's Horizon 2020 research and innovation programme under grant agreement No. 695989.

Deliverable number:	D7.17-N
Deliverable title:	Final HRE guidelines for local, national, and EU lead-users
Work package:	WP7
Due date of deliverable:	31 August 2018
Actual submission date:	M33 – 30/11/2018
Start date of project:	01/03/2016
Duration:	36 months
Author(s)/editor(s):	Daniel Trier, PlanEnergi Magdalena Kowalska, PlanEnergi Carsten Rothballer, ICLEI George Stiff, ICLEI Brian Vad Mathiesen, Aalborg University
Project Coordinator	Brian Vad Mathiesen, Aalborg University

Dissemination Level of this Deliverable:	PU
<i>Public</i>	<i>PU</i>
<i>Confidential, only for members of the consortium (including the Commission Services)</i>	<i>CO</i>

Contact:

PlanEnergi
A.C. Meyers Vænge 15,
Copenhagen, 2450
Denmark

E-mail: dt@planenergi.dk
Heat Roadmap Europe website: www.heatroadmap.eu

Deliverable No.

D 7.17: Public report.
© 2018



This project has received funding from the European Union's Horizon 2020 research and innovation programme under grant agreement No. 695989. The sole responsibility for the content of this document lies with the authors. It does not necessarily reflect the opinion of the funding authorities. The funding authorities are not responsible for any use that may be made of the information contained therein.

Preface

The findings of Heat Roadmap Europe 4 (HRE4) proves that a common and coordinated effort of all citizens for the transition to a low-carbon future in accordance with the Paris Agreement is not only possible, but cost-effective and affordable with existing technologies available on the market today. Therefore it would be an ethical, political and organisational failure, if the nations as well as regional and local governments together won't be able to ensure the change required to keep global warming significantly below 2 °C compared to the pre-industrial area.

In particular, current and planned policies should be aligned with the vision of a carbon emission free heating and cooling sector by 2050, as the sector corresponds to about 50% of the final energy demand in most European countries and has a crucial role to play in the connectivity and affordability of the entire sustainable energy system of the future. This includes energy, environmental, economic, tax and educational policies, while ensuring that the impact of any legislation on all levels does not hinder the development towards this goal, but instead encourages and accelerates the transition.

There is no sustainable alternative than a decarbonised, integrated energy system. Postponing the challenges will only make the transition organisationally more difficult and unnecessarily expensive, but will not make the challenge itself become obsolete. The emission targets required to meet the Paris Agreement must be reached sooner, rather than later in order for society to benefit from the improvements created. The scientific and technologically neutral research initiative Heat Roadmap Europe verifies how choosing the path of decarbonisation in an integrated manner will be beneficial for all governmental levels, whether if the main priorities are economic, social or environmental.

Based on the outcomes of Heat Roadmap Europe, the authors call for action from all national politicians to accept their responsibility to take on their necessary role as leaders towards a fossil fuel free energy system by setting up the decisive framework which will guide their countries to an economically feasible, socially accepted and environmentally needed low-carbon future.

Executive summary

The aim of the HRE4 project is to create the scientific evidence to support short-to long-term energy strategies and decision-making at local, regional, national and EU levels to accelerate and empower the transition to a low-carbon energy system by quantifying the impact of various options, particularly in the heating and cooling (H&C) sector. Specifically, the results are presented in terms of roadmaps and recommendations towards 2050 for the H&C sector of the 14 EU countries¹ that correspond up to 90% of the EU's thermal demand, but are also still applicable to other Member States.

These *Heat Roadmaps* [1]² should not be considered as the exclusively defined and only viable future sustainable energy mix, but rather as solid, cost-effective and affordable pathway presenting how the benefits and synergetic opportunities – ready to be exploited today by taking an integrated approach in a redesign of the entire energy system – can lead to a feasible, decarbonised future in accordance with the Paris Agreement [2].

Key messages – requested actions from EU policymakers

1

HRE4 shows how using already existing and mature technologies in the heating and cooling sector the total CO₂ emissions can be reduced by 86% compared to 1990. This verifies that decarbonisation in line with the commitments under the Paris Agreement is indeed possible and that the coupling of sectors is essential for the most cost-efficient, economically and socially feasible low-carbon energy system.

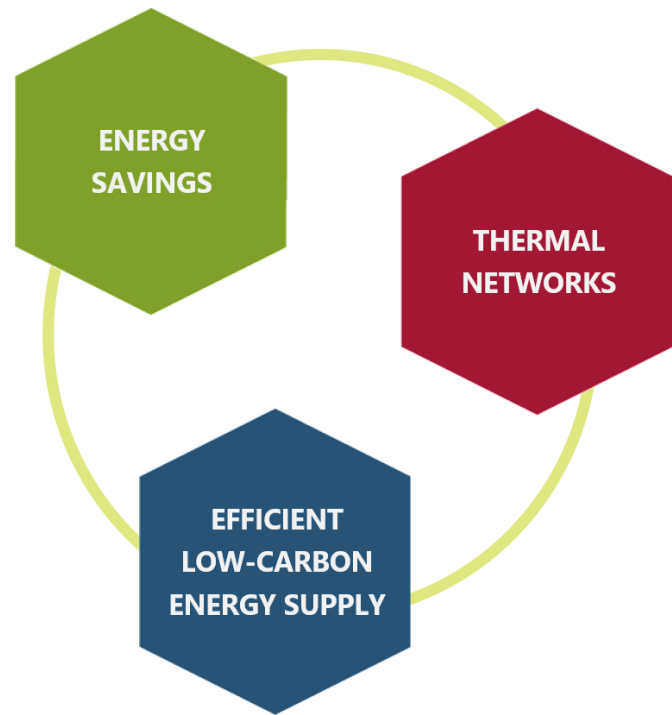
- By redesigning the heating and cooling sector the total costs of decarbonisation can be reduced by 6% annually compared to conventional methods of decarbonisation. In all future scenarios less financial resources are spent on fossil fuels and more on the infrastructure that delivers sustainable energy. This requires clear sectorial targets and policies that facilitate and foster a fossil fuel phase-out by 2050 and a strategic redesign of the framework conditions to enable investments for an integrated, efficient and renewables-based energy system on a local, regional, national and European level.
- H&C should be politically and technically recognised as an essential component and the most cost-effective solution. HRE 2050 allows the integration of shares of renewable energy of up

¹ Austria, Belgium, Czech Republic, Finland, France, Germany, Hungary, Italy, Netherlands, Poland, Romania, Spain, Sweden and United Kingdom.

² While the main report [1] describes overall methodology and conclusions, the individual country roadmaps are found in section 0.

to 87% and more, while supplying flexibility and ensuring the stability and security of an overall integrated sustainable energy system.

The three main “pillars” or focus areas – energy savings, thermal networks and efficient low-carbon energy supply to enable electrification of the energy system – are especially important for policy-makers to steer the transition holistically towards a low-carbon energy system. HRE4 shows that a mix of energy savings, establishing and expanding district H&C areas, integration of low-carbon renewable and excess heat sources together with a significant electrification of the H&C sector can create synergies which are not as exploitable if one (or more) of these components is overlooked. The cross-sectoral energy planning approach of HRE reveals further points covering all three pillars, as revealed in the subsequent key messages.



2

Energy savings are required on both the demand and supply side to cost-effectively reach the decarbonisation goals. HRE4 shows that the majority of recommended savings in primary energy demand can be achieved by more efficient supply options. National policies and financial framework need to coherently support both sides.

- Substantial amounts of cost-effective energy savings are ready to be exploited and these are key for the decarbonisation of the energy system. Related national policies need to reflect the higher, but feasible energy saving targets – typically at least 30% for space heating in buildings. Consequently, also financial incentives should support this higher ambition and enable the exploitation of the potential in the residential, industry and service sector alike.

- Despite common misconceptions, introducing energy efficiency measures does not necessarily make district heating unfeasible, neither for existing nor new networks. In fact, energy efficient buildings can effectively shave expensive peaks and improve the performance and feasibility of the entire (new or existing) district energy network. Respectively, policies and financial programmes should support the efficiency for district heating systems and the integration of small- to large-scale excess heat sources, as HRE4 has identified an excess heat potential in the electricity production alone corresponding to more than the heat demand of Europe's entire building stock today.
- Where district heating is not the most cost-effective solution, mainly in rural areas, energy retrofiting of buildings should consider combining such measures with the replacement of boilers by individual heat pumps. The most efficient heat pump systems are those found in new buildings and in those that have undergone deep renovation. On top of the added value in energetic savings, such efforts will also improve the comfort level for the buildings' inhabitants. Respectively, policies and financial programmes should support the massive roll-out of heat pumps in rural areas.




3

HRE4 identifies suggested balances between decentralised heating and cooling systems being the most cost-effective decarbonisation option in rural areas, and thermal networks in dense urban areas. Those individual supplies should mainly be based on heat pumps as they can enable the flexible integration of renewables without using scarce bioenergy resources.

- Electrical heat pumps should be implemented to a much greater extent and up to an overall market share of about half, specifically:
 - in rural areas, where individual heat pumps should replace fossil fuel boilers;
 - in urban areas, where large-scale heat pumps should make the use of low-temperature renewable and excess heat sources and replace a fossil-based district heating supply relying on boilers and/or CHP.
- Increasing the share of district heating in combination with cheap thermal storages, heat pumps and CHP can stabilise the electricity grid and thus facilitating the integration of renewables, when introducing more fluctuating sources such as wind and solar.



- Several renewable energy technologies benefit – or even require – large-scale installations in order to be economically viable. To exploit the full potential of large-scale and capital-intensive technologies like deep geothermal energy and solar heating, a district heating system needs to be present since for these technologies, economy of scale is key. The future energy mix will be much more diverse than in the past. A thermal grid in place will be able to integrate small- to large-scale renewable and excess heat sources in the most cost-effective way.
- By means of detailed spatial analysis HRE shows that approximately half of the total building heat demand in the residential and service sectors is located in high density areas. Some countries have higher or lower shares, depending largely on their level of urbanisation. Combining cost calculations with the overall system modelling reveals the scientific evidence supporting the conclusion that more than half of European countries' heat demand can cost-effectively be supplied with district heating in 2050. Furthermore, the spatial components of HRE and in particular its Pan-European Thermal Atlas (*Peta*) online mapping tool can even pinpoint where these new or expanded networks can feasibly be located.



4

Excess heat recovery is key to an efficient and resilient thermal sector, and has the potential to support local industries, economies and employment. The identified quantities of excess heat across Europe are with 2.4 PWh/y (8.7 EJ/y) immense and thus need to be addressed through policies, regulations and finance that enable integration into the energy system.

- Small to large-scale excess heat sources could cover at least 25% of the district heat production considering their location. This requires a concerted change in planning practices to ensure that they are within geographic range and fairly distributed among different potential district heating areas and cities. This is the case for local industries, waste-to-energy facilities, future bio-, green gas or electro fuel production sites, and potentially also data centres, sewage treatment facilities and other types of non-conventional excess heat.
- Further sources of excess heat, for example that which requires heat pumps to be upgraded, should be investigated. These lower temperature sources are not included in the analysed HRE scenarios, which means that the analysed of both industrial excess heat and large-scale heat pumps are likely to be on the conservative compared to the real potential. Administrative and financial barriers to use (also low-temperature) excess heat should be removed, but of

course giving priority, to sustainable excess heat sources free of fossil fuels or other negative environmental impacts.

5

District heating and cooling in cities and towns is the least-cost and most-efficient solutions for reducing emissions and primary energy use. Through a thermal grid H&C can be completely decarbonised using renewables, large heat pumps, excess heat and CHP. Therefore, investments in the establishment and expansion of thermal grids in urban areas need to have high priority in public funding and support programmes.

The following points indicates how HRE 2050 recommendations increase the effectiveness and resilience of each country's energy sector:

- The presented solutions of the HRE scenarios recommend the shift towards a more capital-intensive heat supply, however, with much lower operational costs due to a heat supply mainly based on renewables and excess heat. With this shift fossil fuel imports which currently amount to a value of about € 50-65 billion for natural gas alone, could be phased out and economically be replaced by local added value chains of energy efficiency and renewable energy across the European countries.
- With the comprehensive energy system modelling approach of HRE4 it was analysed how a reduced consumption of fossil fuels can be achieved in order to potentially eliminate the countries' dependence on imported oil and natural gas for heating purposes and the uncertainty related to future fuel prices.
- The decarbonisation of the H&C sector will open the market for locally based heat sources and thereby increase the security of supply and making the countries more resilient to geopolitical changes, while enabling the implementation of increased amounts of fluctuating renewables.
- The restructuring of the thermal energy system will create and maintain local jobs related to energy efficiency and renewable energy products and services. Moreover, the redesign would significantly strengthen the competitiveness of industries, nationally as well as internationally.

6

HRE4 shows how an energy system transition can facilitate the integration of at least 87% renewables in total. The HRE 2050 scenario does not hinder but rather enables the possibility of further RE implementation by decarbonising also the remaining fossil fuel use which primarily is allocated to transport, industry and flexible CHP.

Countries' long-term climate and energy targets of the EU must be translated into adequately ambitious short-term actions through policies that facilitate the energy transition in the electricity, thermal and transport sector. Cross-sectorial, complementary efficiency and renewable targets applied at all governmental levels will be essential for realising a sustainable low-carbon society. Integrated management, knowledge transfer, holistic energy planning tools, open business models with broader forms of collaborations and incentives are some of the most important aspects that need to be carefully addressed, since in most cases the barriers faced are political, regulatory and organisational rather than technical.

- A horizontal integration of these targets (into all sectors such as electricity, heating and cooling, transport etc. incl. their subsectors) combined with vertical integration of targets (throughout governmental levels) should be applied. Besides this, it is important to ensure not only targets, but actual policy implementation and realisation, with regular reporting and evaluation cycles on progress and impact.
- It is recommended to increase the targets of savings for space heating in buildings by 2050 to at least 30% compared to 2015 which in general requires higher annual refurbishment rate at 1.5% to 2%, and deeper renovation of existing buildings that anyway undergo a renovation.
- National policies should incentivise flexible interaction for prosumers to help balance electricity grids and not maximise self-consumption which in some cases will be counterproductive for the overall energy system.
- An investment initiative – both at EU level and at national level – for comprehensively and fast expansion and establishment of systematically new district thermal infrastructures in urban areas and roll-out heat pumps in rural areas should be initiated. This financial framework has to be aligned with policies reflecting the reduced role and appliance of natural gas and an increased importance of electricity grids.
- More support is also needed to ensure implementation and higher energy saving targets for both deeper renovation of the existing building stock and investments in industry. Stronger price signals (e.g. energy obligation schemes or taxes), together with information-availability

(e.g. smart meters), communication (e.g. “nudging”), as well as the proper education of craftsmen and citizens, will be crucial drivers.

7

HRE recommends a complete decarbonisation of H&C by 2050 and shows how this can be done. Contributions from all energy sectors have to support the implementation of such decarbonisation targets to ensure the most cost-effective and socially acceptable pathway. National governments should evaluate the outcomes of HRE4 and consider using the appropriate national Heat Roadmap, together with the Peta mapping tool, for their comprehensive assessment, especially with regard to article 14 of the EED³.

- Long-term targets and aligned policies must all facilitate the energy transition towards a sustainable low-carbon society. Integrated knowledge, planning tools, business tools, innovative collaborations and incentives are needed since in most cases the barriers faced are political and regulatory rather than technical.
- National and regional/local analyses of existing options for various consumer types and locations can help identify where there are needs for financial support and necessary interventions to overcome other types of barriers as well.

8

Mandatory National Energy and Climate Action Plans should be combined with local and regional energy planning processes. National authorities should technically and financially support the integration of knowledge and efforts of sub-national authorities. This multi-governmental approach will improve the quality and interlinkages of all planning levels and maximise their combined impact over time and across sectors.

- The following complementary measures for the recommended key actions with the purpose to remove barriers have been identified:

Planning and knowledge:

- Requiring, and adequately supporting, comprehensive energy planning at local and regional levels, including mechanisms to ensure actual implementation of measures and regular re-evaluation of their status, will improve the foundation for public authorities and other key stakeholders to make decisions and implement policies, by analysing various opportunities and alternative pathways towards decarbonisation.

³ Referring to the Energy Efficiency Directive [3].

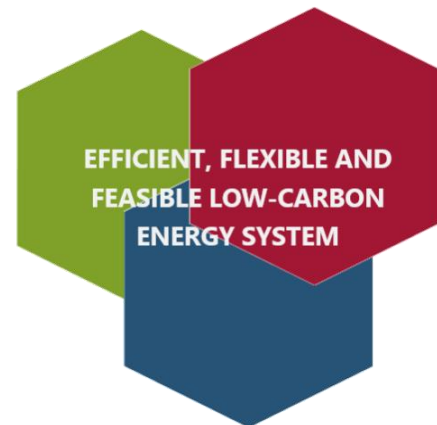
- Aligning national with sub-national policies (of course, also to be in line with EU goals) to work together towards the same end-goal.
- Raising awareness and formulating a common narrative for all Europeans that the decarbonisation of our society is not only possible, but cost-effective and affordable with existing technologies available on the market today and much more profitable for our local economies.
- Setting up frameworks to improve qualifications and the number of skilled professionals.

Promote investments:

- Ensuring certainty (predictability) for investors, avoiding “stop-and-go” measures.
- Removing administrative barriers for stakeholders to establish district heating and cooling and excess heat recovery⁴.

Remove fossil fuel competitiveness:

- All fossil fuel subsidies should be stopped immediately including also indirect support such as incentive schemes for gas and oil combustion boilers.
 - Fossil fuel boilers should be phased out. Expiry dates should be set combined with banning the installation of fossil fuel boilers in new buildings. This should go hand in hand with stronger support for alternatives (e.g. renewables and sustainable excess heat) and thus potentially avoiding increased costs for end-consumers.
 - Expiry dates for fossil fuel power production should be set to avoid investments in new (long-lasting) fossil-based capacity and provide certainty for the power industry to invest in sustainable solutions.
 - Improving feasibility of a sustainable energy system directly and indirectly by introducing a CO₂ taxation.
- On a European level, the EU ETS⁵ today does not reflect actual costs of emissions and cannot be fully entrusted with the task of making consumers or producers discard fossil-based supplies and/or adequately ensure that investors will support the uptake of energy efficiency and RE capacities needed to displace fossil fuels. Therefore, carbon taxation should be applied also at national levels to augment and complement what is covered at a larger scale by the ETS (as mentioned in the last point above).
 - In general, national (and EU) financing schemes should be more closely linked to energy efficiency and emission reduction potentials of the various activities they support.



⁴ In some cases, even small industries would need the same level of approval as an electricity production utility if they are to enter an agreement on selling their low-temperature excess heat.

⁵ EU Emissions Trading System [4]. In short also referred to simply as “ETS”.

HRE resources available to support the energy transition

The HRE provides a range of new information to empower the decision processes and improve the foundation for political and technical choices on the most cost-effective and affordable pathways towards a decarbonised energy system. These include among others, detailed profiling of the present H&C demands by subsector, cost-curves for reducing the H&C demand in buildings and industries⁶, and complete energy system model datasets which users can modify to investigate for themselves the likely impacts of alternative scenarios. HRE has the aim provide a transparent approach to democratise the debate on how future energy systems can and should be structured.

Guidelines for the energy system transition with a *local/regional* and *national* approach respectively are also available, and may be useful to get an insight into variations of these recommendations from either perspective. All project reports are available on the HRE website. Two outcomes stand out in particular as major results building upon the knowledge gathered from the other HRE analyses: The Pan-European Thermal Atlas and the energy system scenarios of the 14 HRE countries.

- The Pan-European Thermal Atlas (*Peta*) represents a publicly available interactive online portal to support planners, investors and policymakers by presenting and quantifying H&C possibilities (geo)graphically for all 14 HRE countries. The following features are included amongst others:
 - Heating and cooling demands, each on a hectare level.
 - Renewable heat resource potentials such as geothermal, solar thermal and biomass.
 - Pinpointed potential excess heat sources e.g. from waste incineration, power plants, data centres and industrial processes.
 - Existing and prospective district heating areas including the cost of establishing network infrastructure and indications of the recommended shares of district heating.
 - Heat Synergy Regions highlighting the overlap of demands and identified excess heat – indicated as an “excess heat ratio”, i.e. the ratio between excess heat and heat demand within a given region.
- The development and findings of the modelled HRE 2050 decarbonisation scenarios including methodologies used, different energy demands, different energy supply technologies, their role within the wider energy system and how these compare with alternatives [1]. Country-specific results such as the recommended balance between energy savings and district heating are included in the 14 individual country reports. Collectively, these 1+14 reports hold the title: *Heat Roadmap Europe – Quantifying the Impact of Low-carbon Heating and Cooling Roadmaps*.

⁶ The cost-curves shows the cost of reducing the demand depending on how ambitious the target is, i.e. what are the cost of measures, when “low-hanging fruits” have been exploited and further savings are required.

Table of Contents

1. Introduction	3
2. An integrated approach in planning and policies.....	4
2.1. Three main pillars to decarbonise the H&C sector.....	4
2.2. National leadership required to set the bar higher.....	6
3. Realising essential and feasible energy savings.....	8
3.1. Energy savings is not a single-player game	8
3.2. Ensuring the implementation of savings.....	9
3.3. Feasible heat savings potential in industry.....	11
3.4. Energy savings and district energy combined.....	13
3.5. Energy savings and individual heat supplies.....	13
4. Ensuring an efficient, low-carbon energy supply	15
4.1. Electrification of H&C is a key piece of the puzzle	15
4.2. A sustainable supply is required for all future demands.....	16
4.3. Carbon taxes and investor security.....	17
4.4. Renewable energy requires and offers flexibility	20
4.5. Flexibility from decentralised consumers and prosumers must be valued	20
4.6. Excess heat is often politically neglected	22
4.7. CHP plays a key role, but is not a “one-size-fits-all” solution	23
4.8. Cooling demand should not be overlooked.....	24
4.9. Inclusive transition leaving no one behind.....	25
4.10. Long-term benefits of capital-intensive transition.....	25
4.11. Changeover from a fossil-based DH supply.....	26
5. Thermal networks create synergies	27
5.1. District heating playing key role in decarbonisation roadmaps.....	27
5.2. Increasing cooling demand	29
5.3. A holistic planning approach optimising the energy system – not only specific units, districts or sectors	29
6. Country-specific results of HRE 2050.....	31
6.1. Austria.....	32

6.2.	Belgium.....	34
6.3.	Czech Republic	36
6.4.	Finland	38
6.5.	France.....	40
6.6.	Germany.....	42
6.7.	Hungary.....	44
6.8.	Italy.....	46
6.9.	Netherlands	48
6.10.	Poland	50
6.11.	Romania.....	52
6.12.	Spain	54
6.13.	Sweden.....	56
6.14.	United Kingdom	58
7.	Conclusion.....	60
8.	References	63
9.	Abbreviations	67

1. Introduction

In Europe, there is a clear, long-term objective to decarbonise the energy system. The Heat Roadmap Europe 4 (HRE4) project, co-funded by the European Union, seeks to enable new policies and prepare the ground for new investments by creating more certainty in relation to the changes that are required.

HRE4 provides new capacity and skills for lead-users in the heating and cooling (H&C) sector, including policymakers, industry, and researchers at local, national, and EU levels. This is done by developing the data, tools, methodologies, and results necessary to quantify the impact of implementing more energy efficient measures on both the demand and supply side of the sector.

The results of HRE4 show how a complete decarbonisation of the European heating and cooling sector is technically feasible and economically viable, and can be achieved with proven technologies already used today. The “Heat Roadmaps” representing decarbonisation pathways for 14 EU countries⁷ towards 2050 (covering approx. 90% of the EU heat demand) show how this can be done, and all the available HRE outcomes such as guidelines and interactive tools can help stakeholders facilitate this transition.

This report encompasses *key messages and recommendations* based on the overall HRE4 project targeting policymakers at national level. It should be noted that these will also apply beyond the borders of the 14 analysed countries.

The overarching “pillars” of HRE (see section 2) identified to be the main focus areas each represent one section headline. These sections include key messages related to the topic including explanations of the context regarding why this is important as well as how the raised points apply to policymakers, how the HRE outputs can be used, and how to apply the outputs to policies.

The development and findings of the HRE scenarios including methodologies used, different energy demands, different energy supply technologies, their role within the wider energy system and how these compare with alternatives are described in the report

Quantifying the Impact of Low-carbon Heating and Cooling Roadmaps [1]

A guideline similar to this report only aimed at local and regional policymakers may also be of interest to the readers to get an insight in the in recommendations from this perspective:

Guidelines for the Energy System Transition – Recommendations for Local and Regional Policymakers [5]

⁷ The HRE4 project especially focuses on those fourteen EU countries with the highest H&C demands (around 90% of the EU’s total demand): Austria, Belgium, Czech Republic, Finland, France, Germany, Hungary, Italy, the Netherlands, Poland, Romania, Spain, Sweden and the UK.

2. An integrated approach in planning and policies

2.1. Three main pillars to decarbonise the H&C sector

The HRE4 project identifies three main pillars, which are especially critical to address in order to facilitate the transition towards a future low-carbon H&C system. These are closely linked. Hence, in many cases the recommendations cover more than one of them. Figure 1 below sketches the pillars as well as interconnections between them. Examples for each of these pillars (hexagons in Figure 1) district heating (DH) or district cooling (DC) in urban areas – fed by renewable energy (RE) or excess energy, building renovations to improve energy efficiency (EE) and heat pumps (HP) for space heating and domestic hot water in rural areas.

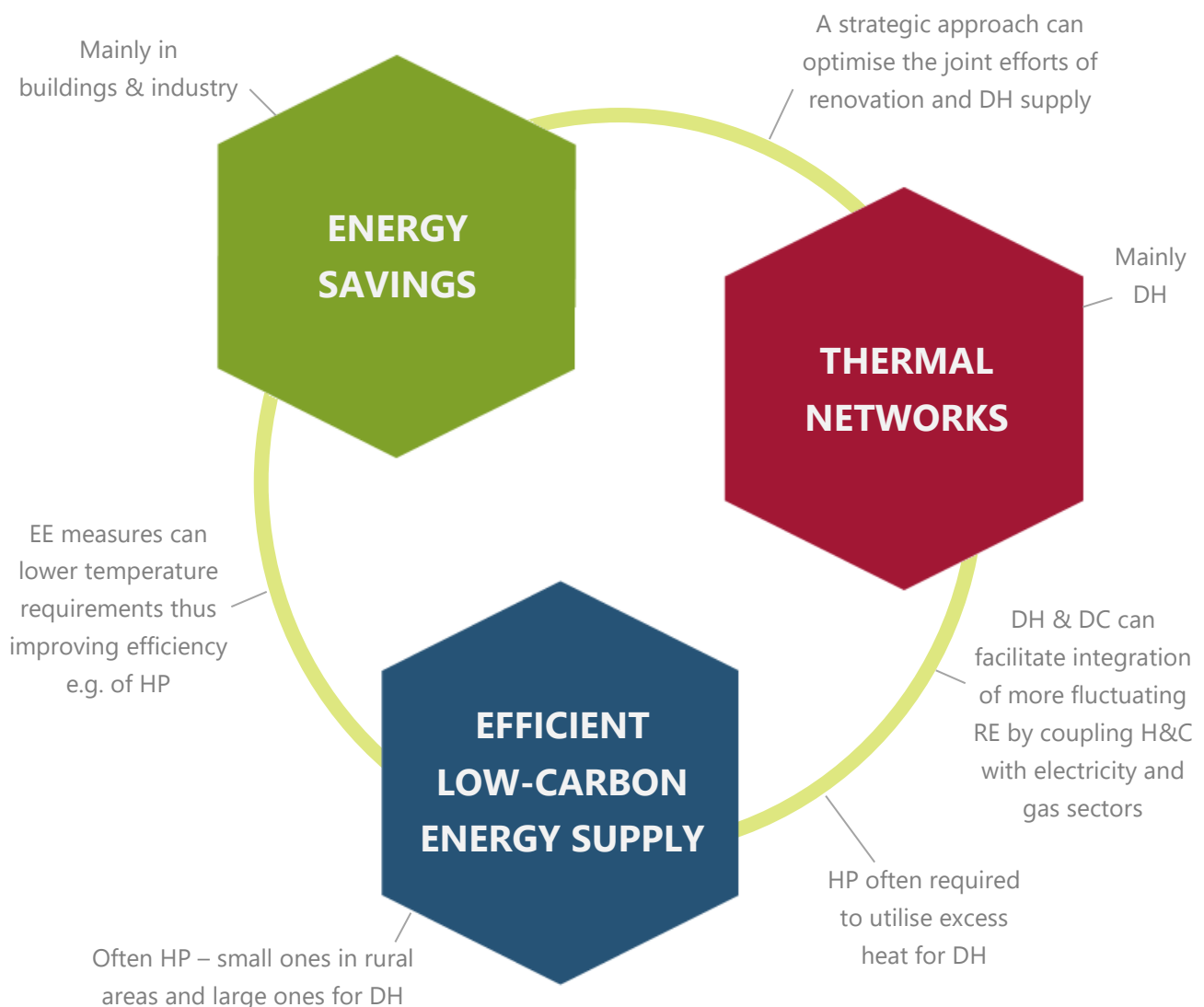


Figure 1. The three HRE “pillars”, including examples of linkages between them.

The “Heat Roadmaps” of each of the 14 countries are commonly referred to as the HRE 2050 scenario. They should not be considered as the exclusively defined and only viable future sustainable energy roadmap, but rather as solid, cost-effective and affordable pathway presenting how the benefits and synergetic opportunities can lead to a feasible, decarbonised future in accordance with the Paris Agreement. One aim is to democratise the debate on how future energy systems can and should be structured.

Detailed energy system modelling has been used to take into account short-term hourly interactions of demand and (renewable) supply and including both challenges such as balancing requirements, and opportunities such as cross-sector links, while also looking at the long-term developments of the overall energy system and its demands towards 2050. This makes it possible to consider the connections between demands and supplies for heating, cooling, electricity and transport to optimise the overall system. HRE 2050 shows a 86% decrease in CO₂ levels compared to 1990. The remaining fossil fuels are primarily in transport, industry and flexible CHP. In this context it should be mentioned that HRE 2050 does not hinder but rather *enables* the possibility of further implementation of renewables⁸.

1

The holistic HRE approach – which jointly considers electricity, heating, cooling and transport – reveals synergies between (and within) these different sectors and shows that decarbonisation is indeed possible and affordable with existing, mature and market-ready technologies.

The cross-sectoral energy planning approach of HRE reveals the following:

- Increasing the share of district heating and cooling, including cheap thermal storages, helps to stabilise the electricity grid when introducing more (non-dispatchable) variable renewable energy (VRE).
- Substantial energy savings in different sub-sectors are possible, feasible and recommendable for each of the targeted countries.
- An integrated approach considering the energy demands for transport, electricity, heating and cooling as a whole can release larger savings as a result of synergies.
- Even without including the significant health-related and climate change-related costs [6,7], decarbonisation can be achieved at lower costs than “conventional decarbonisation”⁹ only,

⁸ See section 4.4.

⁹ The HRE 2050 scenario (one per country) can be compared with the 2015 situation, a baseline development towards 2050 and the “Conventionally Decarbonised scenario” (CD 2050). CD 2050 represents an energy system targeting 80% reduction in EU CO₂ levels compared to 1990 levels and assumes encouragement of RE but without the same focus on savings and a redesigned H&C sector as in HRE 2050, cf. [1].

while reaching even greater CO₂ reductions. However, it requires a massive changeover of the current system design and framework conditions to support it.

These results should subsequently encourage policymakers to choose their own prioritisation – economic feasibility, environmental impact, quality of life, etc. – but nonetheless it is expected to reach the same conclusion regardless of priorities: that remains no reason to delay pushing this development forward.

The results of the baseline scenario showing the path towards 2050 with current policies is included in the report below. Furthermore, it contains a description of the energy modelling tools that can be further used – even beyond the HRE4 project. This provides a basis for understanding how markets will likely develop under current policy, and which markets need further development of their framework conditions in order to contribute to full decarbonisation.

Baseline scenario of the total energy system up to 2050 [8]

For users who want to evaluate, elaborate or adjust these models themselves, the freeware and baseline scenario *input files* are publicly available, presenting hourly energy system models for each of the 14 countries for both 2015 and 2050.

Hourly energy system models for each of the 14 MSs for the business-as-usual scenario [9]

The following sections represent the main findings and associated policy recommendations covering these three complementary pillars based on the complete energy system modelling of each of HRE's 14 target countries.

Just like the integrated energy system approach covers the challenges and opportunities in a holistic manner, the points raised in the following text should not be considered applicable only to a single pillar, but rather something that builds upon each of them, reinforced by the interconnections.

A key point derived from the results of HRE is that the presented decarbonisation roadmaps require *combined* efforts of energy efficiency measures, an efficient low-carbon H&C supply with increased electrification and a significant deployment of more district H&C. These synergetic effects will not be realised to the full extent possible if policymakers fail to take the potentials of all pillars and their linkages into account.

2.2. National leadership required to set the bar higher

Though national governments may wish to push for sustainable development, they may at the same time be concerned with risking (short-term) reduced competitiveness for their own country's industries if hard taxation and/or sustainability criteria are applied without any corresponding

support to facilitate their transition towards sustainability. Even with the aim to balance support and taxation for the involved local to national stakeholders to steer the energy transition, some stakeholders in the countries will be negatively affected more than others, and thus oppose the change. Long-term political goals and corresponding stable frameworks (e.g. “raising the bar” continuously), can let these stakeholders plan ahead already and thereby start making wiser (transition) decisions now to avoid cost increases in the future.

Whereas private stakeholders often focus on short return-of-investment periods, national governments are more amenable to investments with a longer time horizon. It is therefore up to these authorities to facilitate, and even lead, the transition towards a decarbonised society, and not focus merely on the next annual budget for the country. By developing both short- and long-term energy planning, countries can base their chosen pathway on informed choices whereby economic savings, profits and even non-financial improvements¹⁰ become more evident.

2

Though some national governments are reluctant to pursue ambitious energy and climate targets, HRE calls upon national policymakers to develop and support the required planning, consider the long-term benefits and act accordingly by enabling other national stakeholders to contribute in the transition towards a decarbonised society.

Stricter efficiency requirements applied to products related to buildings and industrial processes, can prove to be an advantage for countries’ exports¹¹ since sustainability requirements across *all* sectors will create improved technologies and products thus increasing the competitiveness globally in the long run where sustainable technologies and production chains are indeed the only viable option.

¹⁰ Such improvements can include higher living standards and quality of life in a broader sense.

¹¹ In accordance with one of the objectives of The Energy Union – to make the EU the world number one in renewable energy and lead the fight against global warming.

3. Realising essential and feasible energy savings

3.1. Energy savings is not a single-player game

HRE identifies substantial amounts of cost-effective energy savings ready to be exploited and highlights that these are key for the decarbonisation of the energy system. It is recommended to target at least 30% savings for space heating in buildings by 2050 (compared to 2015) which requires a higher refurbishment rate of 1.5% to 2%, and deeper renovations when they occur. As a precaution, such a target could be set somewhat higher since the results of HRE show only little difference in socio-economic costs while there is an inherent risk that whatever targets are set, the savings realised may fall short of reaching these. However, when targeting energy savings objectives, it should be remembered that the goal should not be the savings per se, but rather emission reductions. Hence, the extent of savings should be balanced with alternatives such as RE-based supply as illustrated in Figure 2.

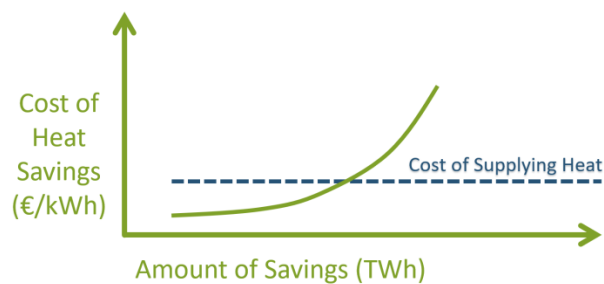


Figure 2. Illustration of the principle that savings should be realised to a certain extent, until it becomes more relevant to apply a decarbonised heat supply.

3

Energy efficiency is required on both the demand and supply side to cost-effectively reach decarbonisation goals. To meet its greenhouse gas emission reduction target by 2050, the EU needs to combine energy efficiency measures with the decarbonisation of the energy supply.

Decarbonising Europe's building stock is not an "either/or" decision between energy efficiency and the deployment of renewables, but needs a system focus on both. The balancing of necessary investments to achieve demand reductions vs. a decarbonised energy supply should be optimised.

Cost of savings should be balanced with cost of decarbonised supply. It is important not to promote one over the other in an unbalanced way, among others in relation to EPBD. Building performance assessments and similar sets of rules as well as the EU framework on cost-optimality calculations for

nearly-zero energy buildings must consider systemic measures and individual measures, efficiency and renewables, and onsite and offsite energy solutions equally. This means for example that primary savings through using waste heat and through a more efficient building need to be compared on a non-discriminatory basis while taking into account more than just one individual building. Similarly, individual RES solutions like PV panels should not be considered as energy savings as it is the case, when using a purchased energy approach. On the contrary, RES onsite and offsite must be treated in a non-discriminatory way that reflects the actual contribution to a better performing building.

When considering the contribution of sustainable energy sources, be it RES or excess, the use of primary energy factors (PEFs) has a key influence on the way this happens. They are crucial in policies implemented in relation to both the EED and to EPBD. It must be ensured that methodologies in general reflect the real energy mix and it is worthwhile to consider seasonal variations in the use and supply of energy.

Similar to the case of PEFs, also other indicators must treat all options in a fair manner. The smartness readiness indicator¹² should consider heat and electricity equally e.g. in a way that *demand side management* and *demand response* solutions are included¹³.

By investigating the energy savings potentials – including their sub-sectors, type of savings and associated costs – HRE4 has evaluated how the costs increase as the energy efficiency ambition-level rises. This is graphically represented as “cost-curves” which naturally vary from country to country. The information can be used when developing national scenarios targeting a certain savings potential. The same methodology is applied across all countries, which makes the cost-curves of different countries directly comparable. This can be used to identify suitable policymaking and other solutions from third countries which may have a potential for replication. The report below describes how to relate investments to delivered energy savings.

Cost-curve Guide for Lead-Users [10]

3.2. Ensuring the implementation of savings

By investigating the potential and corresponding cost of a wide range of concrete energy savings measures (sub-groups within residential, tertiary and industry) it has been analysed to which extent these can be implemented economically including a comparison with alternative means of covering demands (e.g. supplying more RE instead of implementing some of the savings). The results show that in some countries the ambitious policies passed on since the 2010 EPBD¹⁴ are already enforced

¹² Article 8 of the 2018 EPBD states the following: “The [smart readiness] rating shall be based on an assessment of the capabilities of a building or building unit to adapt its operation to the needs of the occupant and the grid and to improve its energy efficiency and overall performance.”

¹³ See also section 4.5 regarding consumer flexibility.

¹⁴ Directive 2010/31/EU on the energy performance of buildings.

in national laws meaning that the baseline scenario includes roughly the same level of savings as in the Heat Roadmaps. To achieve these savings the focus needs to shift from encouraging ambitious policy targets towards ensuring *implementation* to the extent of complete achievement of these goals. It is vital that defining the goals does not become a pretext for inaction.

4

While Belgium, the Czech Republic, Hungary, the Netherlands, Poland and Romania need to significantly enhance their current legislation on energy efficiency, other countries already-passed policies that would lead to a substantial, cost-effective reduction in residential heating demand. Therefore, the latter group should focus on the effective implementation of these policies.

HRE4 finds that in Belgium, the Czech Republic, Hungary, the Netherlands, Poland and Romania there is a need to significantly improve/upgrade current legislation to increase their energy savings efforts, while (as in all countries) keeping a focus on supporting policies to ensure that the expected savings are reached in practice. Regular follow-up evaluation on the progress and impact on legislation and support schemes is important to ensure that expected targets are met.

Considering the lifetime of buildings compared to other investments, planning is needed for 2050 in which the development of built area quantities including types of demand, renovation rates, and uncertainty of compliance should be taken into account. Once investments have already been made for “low-hanging fruit” in energy efficiency renovations, the remaining savings potentials will have higher investment costs, and therefore need to be made attractive for end-users to invest in them. It is relevant to distinguish between refurbishment *rates* of 1.5%-2% per year and refurbishment *depth*.

5

Supporting deeper thermal renovation of buildings that will anyway undergo a renovation could avoid an important missed opportunity. Financial incentives should be combined with increased awareness and education of related companies and craftsmen.

Stronger price signals (e.g. energy obligation schemes or taxes), together with low-cost financing schemes for decarbonisation investments, information-availability (e.g. smart meters), communication (e.g. “nudging”), as well as the proper education of craftsmen and citizens, will be crucial drivers to ensure realisation of the necessary savings to reach the decarbonisation goals across Europe. These are not technical barriers but can all be addressed if the political will and required efforts are put into the processes.

The Heat Roadmaps use the abovementioned cost-curves for each of the 14 countries highlighting to which extent energy savings should be applied in the context of various energy system configuration alternatives. The report below can support policymakers by presenting the costs and benefits of targeting various (sub-)sector-specific efforts relevant to establish suitable frameworks to steer a development towards recommended savings levels.

Cost-curves for heating and cooling demand reduction in the built environment and industry [11]

3.3. Feasible heat savings potential in industry

By assessing the cost of heat savings depending on penetration level and sectors (Figure 3), HRE4 finds that energy savings in industry are highly cost-effective from a socio-economic perspective. Since industries often benefit from economies of scale (e.g. larger equipment, greater demands and/or higher annual full-load hours) not found in the residential or tertiary sector, the result is that smaller investment costs are needed for industrial heat savings than in residential buildings within most countries.

Figure 3 below shows for all 14 HRE4 countries the 2050-cost curves for industrial heat savings. All curves start in the bottom-right corner representing the demand in the baseline. Moving left along a curve corresponds to reducing the demand (i.e. applying savings) as seen in the primary axis. The associated costs¹⁵ per MWh saved can be read from the secondary axis. At some point all “low-hanging fruit” has been “picked” and the cost of reducing even further becomes higher. Where the curves are almost vertical, additional savings becomes extremely expensive. This way the cost of adding additional savings can at all times be compared with the cost of supplying low-carbon heat (cf. Figure 2). It is seen that low-cost savings are possible for all countries. Similar analyses have been made for cooling demands and the residential and service sector.

¹⁵ Specific costs are based on the annualised investment costs divided by the heat savings; energy and operation and maintenance costs are excluded.

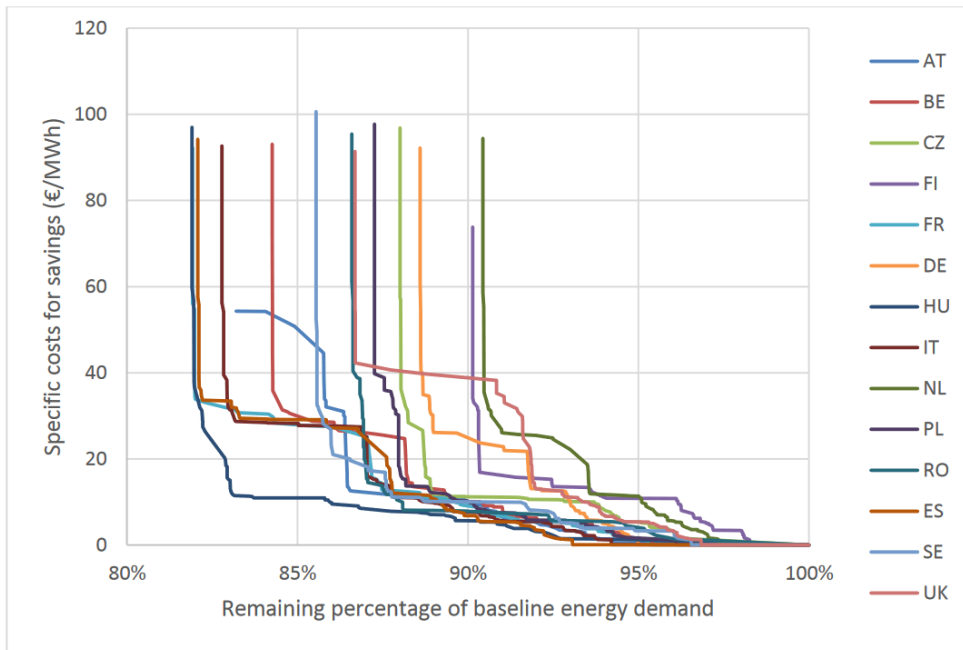


Figure 3. 2050-Cost curves for industrial heat savings for the 14 HRE4 countries [11].

The extent of heat savings in industry tends to be more limited than in buildings, because the temperature levels of many industrial processes cannot easily be lowered (and some savings have already been implemented). However, energy efficiency measures with small investment costs compared to the reference technology have been identified e.g. increased paper recycling and a shift from blast furnace steel to electric arc steel. Efficiency standards and/or financial incentives for process heat savings should be ensured to realise this potential. Up to now energy prices are still too low in Europe to serve as an economic incentive for industry to proactively investigate the potential integration of excess heat into existing or new district heating systems. Obtaining the permission to provide excessive heat to consumers should also be facilitated.

Specific industrial savings categories including the potentials and cost levels per kWh saved is described in section 3.4 of the report mentioned above:
Cost-curves for heating and cooling demand reduction in the built environment and industry [11]

Working towards a circular economy approach to the energy sector, could result in an even larger share of savings by recycling resources, both materials and energy.

6

Efficiency standards and financial incentives should reflect the highly cost-effective potential for energy savings in industry and the service sector from a socio-economic perspective. Excess heat should be regulated, as the quantities of energy losses are contradicting not only the climate targets, but also enable the affordability of the decarbonisation of the economy in Europe.

3.4. Energy savings and district energy combined

Introducing energy efficiency measures does not necessarily make district heating and cooling unfeasible, whether for existing or new networks. In fact, energy efficient buildings can effectively shave peaks and improve the performance and feasibility of the entire (new or existing) district energy network. With new or renovated energy efficient buildings, a new network can be designed for low temperatures whereas an existing network peak demand can be reduced, while/or additional consumers can be connected to the same grid. In district heating, the relatively small number of hours per year with peak demand are often the most expensive – in terms of OPEX and/or CAPEX (since the capacity required may have few full-load hours per year).

7

Energy efficiency measures in buildings and district energy can be seen as complementary solutions, not in opposition to each other as commonly thought.

Not only are low-temperature district heating networks in general more efficient, but they are also better equipped to take advantage of a wider variety of heat source input options – e.g. low-temperature excess heat with or without the need of applying heat pumps.

3.5. Energy savings and individual heat supplies

Similar to the synergy effects highlighted in 3.4 above, the combination of energy efficiency in buildings and an energy efficient individual supply can contribute to the overall efficiency and decarbonisation of the heating/cooling systems more than either one on its own. One example is the replacement of a boiler by a heat pump. Heat pumps run very efficiently in new buildings and in those that have undergone deep renovation. In all other cases, a proper assessment of the energy demand is necessary for a proper heat pump system design. If the operation temperatures of the heating system are low enough, the necessary energy can be provided by a heat pump. If not, energy

efficiency measures should be applied to the building envelope and the heat distribution system before installing the heat pump.

In general, heat pumps run most efficient (expressed as the COP/SCOP¹⁶), if the difference between energy source and the needed supply temperature of the building is as small as possible. Optimising the building envelope and/or the heat distribution system can in some cases be a requisite to make the building “heat pump ready” and thus enhance the technologies application area – on top, it will improve the comfort level of inhabitants.

¹⁶ The coefficient of performance (COP) represents the efficiency of a heat pump – as an annual average also referred to as seasonal coefficient of performance (SCOP).

4. Ensuring an efficient, low-carbon energy supply

4.1. Electrification of H&C is a key piece of the puzzle

Electrical heat pumps should be implemented to a much greater extent – both individual ones in rural areas where thermal networks are not feasible and in urban areas where they can make the use of low-temperature renewable and excess heat sources possible.

8

Where decentralised H&C systems are more feasible than centralised thermal networks, individual heat pumps should be promoted, since they can simultaneously contribute both to direct decarbonisation and to the flexible integration of renewables.

The results of the Heat Roadmaps show that a too uniform energy transition focusing only on few solutions (such as full electrification without integrating district heating) would not result in the most cost-efficient future energy system configuration. All the “players on the field” should be considered as possible contributors of the (optimum) energy mix, and energy system modelling should fully take into account specificities of the H&C sector – only then can potential synergies be obtained. Revealing these opportunities requires knowledge on the various demands, available sources and costs of infrastructure – all in high spatial resolution – as well as detailed energy modelling in a short timewise resolution combined with a long-term horizon. Such a combination of mapping and modelling is essential to analyse the heating and cooling sectors but should be expanded to other parts of the energy system in the future.

The Pan-European Thermal Atlas (*Peta*) is a public online interactive portal to support planners, investors and policymakers by presenting and quantifying the possibilities in a (geo)graphical manner for all 14 HRE countries in terms of, among other features: a) H&C demand densities on a hectare level and b) various heat sources to decarbonise the H&C sector, such as geothermal sources, solar district heating potentials, residual biomass resources and excess heat from waste incineration plants, power plants and industrial processes respectively. More information on *Peta* can be found directly in the online map or in the report

Maps Manual for Lead-Users [12]

The details regarding the underlying methodology which the maps are based on is described in *Methodology and assumptions used in the mapping* [13]

4.2. A sustainable supply is required for all future demands

Not only a conversion of the existing energy demands is required. Targets and corresponding planning should reflect the future supply needs taking into account the increasing demands following economic growth and increased electrification for heating, cooling, transportation – e.g. electric vehicles (EVs) and industries such as datacentres. A renewable electricity capacity to cover 100% of the existing electricity demands would therefore not be enough.

By profiling the energy demands it is shown how important H&C is when aiming for a decarbonised energy system. With a final energy demand (FED) of 6,350 TWh in 2015 (22.9 EJ), H&C accounts for around 50% of the EU28 FED.

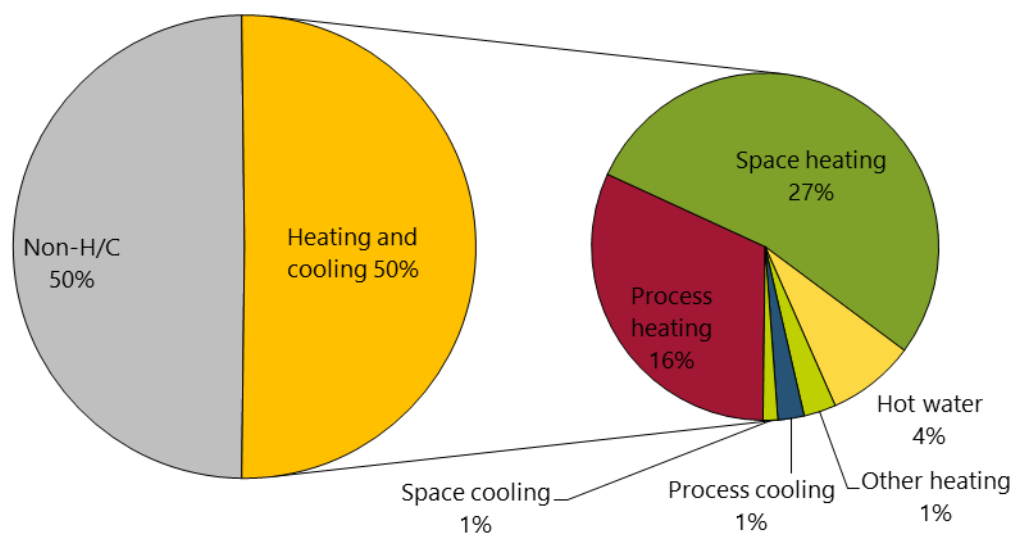


Figure 4. H&C demand in 2015 in the EU28, by end-use, compared to total final energy demand [14].

HRE4 presents a wide extent of freeware data for anyone to use for further analyses. This includes the descriptions of profiling the 2015 energy demand for H&C developed by calculating energy balances for all 28 EU countries. Besides the report including a methodology and summary of main results, the 2015 H&C profiles for all EU28 member states are freely available for download as interactive spreadsheets.

Profile of heating and cooling demand in 2015 [14]

Besides this, the scenarios of current policies are presented towards 2050 (i.e. targets and measures concerning RE H&C and energy efficiency, which have already been agreed or implemented at the latest by the end of 2016). These are described in:

Baseline scenario of the H&C demand in buildings and industry in the 14 MSs until 2050 [15]

A guide for how lead-users can utilise the demand data for 2015 and 2050, technology datasheet, and FORECAST tool is described in the report
FORECAST Guide for Lead-Users [16]

The use of biomass in boilers and CHP plants should not be considered an “easy-fix” solution to cover all the decarbonisation demand. In the future there will be an increased demand for biomass as it will have to cover several fossil-based demands of today such as bioplastics and biofuels for transport. For any biomass demand purpose, strict national and European sustainability rules will be crucial to ensure that it is sourced in a sustainable and effective manner, preventing deforestation and other harmful effects.

4.3. Carbon taxes and investor security

Across all pillars a consistent and reoccurring argument from various stakeholders is that an adequate carbon tax is needed to make the recommended decarbonisation solutions economically feasible and to accelerate their deployment in the medium to long run. If state revenues from such increased carbon taxation is fed back to the same stakeholder groups in the form of support for decarbonisation solutions, it can minimise the overall negative economic impact on the affected companies/end-users. This way the focus can be on the support scheme(s) and common goal(s) rather than what may be a (general) negative impression of increased taxation.

As a simultaneous and important step, all fossil fuel subsidies should be stopped immediately since these are directly counterproductive to the agreed climate targets.

For all the additional capacity needed as explained above (section 0) what is needed for investors is *certainty*. Feed-in tariffs could prove efficient to ensure stakeholder engagement (i.e. continuous RE capacity deployment) even when the RE shares are increased and electricity prices become harder to predict. The price of EU ETS allowances does not in itself provide the certainty for investors to promote new RE capacity. The dilemma of applying feed-in tariffs (to ensure that investors get a minimum price) or not can be boiled down to who should cope with the uncertainty of future energy prices – investors or MSs. Allocating the entire risk to investors may result in additional overall cost of the energy transition (included by investors to cover the risks) and/or to prolong the required changes.

In many cases the feasibility of converting from the fossil-based status quo to a low-/non-carbon alternative is simply not incentivising enough (if even positive) to realise the transition in practice. One example is the widespread use of natural gas boilers used for space heating which is recommended to be phased out (along with inefficient direct electric heating). Though taxation is a

strong mean to encourage sustainable choices for the industry, residential and service sector, it cannot stand alone as the only mean promote the energy transition but should rather be considered as one part of a complete package towards decarbonisation.

A starting point for the abovementioned example is to ban the installation of fossil-based heat supplies in new buildings and phase out the ones in existing buildings. This measure – together with increased fossil fuel taxation – could go hand in hand with support for the shift to alternatives (e.g. subsidies or tax discounts). In order to minimise the impact of those who are used to their fossil fuel demand (e.g. natural gas) and associated costs, the economic incentives to shift to alternatives could be implemented simultaneously in order to keep a similar level of expenditures for the consumers.

To achieve this in a feasible manner, a combination of strategic national planning and local energy action-planning is needed to analyse which precise options are most suitable for various consumer types and locations within the country. Such an approach could help identify the exact needs of financial support in a country, and in which manner that various barriers could be overcome. HRE's country-level Roadmaps and its *Peta* mapping platform can be very useful resources to do this, providing a solid first impression to guide future work to be done. National governments should evaluate HRE outcomes and take advantage of the appropriate Heat Roadmap for their country, together with exploring the *Peta* tool within their territories since this approach can prove particularly useful for countries' comprehensive assessment related to article 14 of the EED¹⁷. In any energy system transition process easy and free (online) access to energy data and visualisation of the information should be made available to enable and facilitate decision-making beyond political boundaries and between stakeholders. Tools like *Peta* or similar should be used for the thermal planning.

9

Mandatory National Energy and Climate Action Plans should be combined with local and regional energy planning processes. National authorities should technically and financially support the integration of knowledge and efforts of sub-national authorities. This multi-governmental approach will improve the quality and interlinkages of all three planning levels and maximise their combined impact over time and between sectors.

On a European level, the EU ETS¹⁸ today does not reflect actual costs of the damaging effect of emissions (and obviously distinguish between those polluters covered by the ETS and those who are not). At the same time industries are granted with free quotas allowing for continuous fossil fuel-based production. There is a need to plan for the phase-out of this fossil fuel demand already now.

¹⁷ Article 14 of the EED states that MSs should carry out a comprehensive assessment of the potential for the application of high-efficiency co-generation and efficient district H&C.

¹⁸ In short also referred to simply as "ETS".

Defining long-term plans including a continuous increase in emission taxes could be a signal to investors showing what is considered a sustainable path forward and what is not, thus providing a more solid foundation for decision makers.

Though the ETS can play a key role in the energy transition, it is important to avoid the shift of CO₂ emissions from ETS to non-ETS sectors. Whereas the (typically centralised) electricity production required for these heat pumps are covered by the ETS, the residential use of fossil fuels (e.g. gas boilers) are not. This represents an unfair advantage favouring fossil fuel-based heat supply. Taxation should cover also emissions beyond ETS to promote decarbonisation outside urban areas.

In general, carbon taxation and pure market mechanisms cannot be entrusted with the task of ensuring the energy transition alone, because of the following points:

- Other than improving the feasibility of low-carbon solutions (in)directly (e.g. support/taxation) and supplying access to affordable financing schemes, many other, non-financial barriers must also be overcome, for example by means of the following solutions:
 - Requiring, and supporting, comprehensive energy planning at local and regional levels, including regular re-evaluation of their status, to improve the foundation for decisions and policies, while also analysing various opportunities and alternative pathways towards decarbonisation.
 - Aligning sub-national to national policies (as well as to EU ones) to work together towards the same end-goal.
 - Removing unnecessary administrative burdens.
 - Setting up frameworks to improve the qualifications and quantity of skilled professionals working in related fields.
 - Formulating a common decarbonisation narrative to help raise awareness among all citizens that the energy transition is something to be realised together, that all (and even the environment) can prosper from, and – with sufficiently ambitious targets – is a goal to be proud of.
 - Providing certainty and predictability for investors in these sectors, avoiding “stop-and-go” measures, so that they can feel secure in contributing funds.
- Broad market mechanisms will have a smaller and smaller impact as the RE share is increased. As the RE share increases in some countries/regions while others will lack behind, the price of ETS allowances will not be enough to ensure the appropriate continuous push towards decarbonisation. To reach ambitious targets, milestones should push the threshold continuously. Emission taxation needs to follow this development by having a local aspect.

Though taxation (including ETS) cannot stand alone, it may prove to be one of several effective tools if the price of emissions is high enough. A decision to attain full decarbonisation (e.g. by 2050), followed by the associated implementation of adequate policies to ensure a stable increase in

emission taxes, can make a transition to RE-based solutions and energy efficiency investments a more certain venture, which is a critical point to engage investors and convince them to contribute.

4.4. Renewable energy requires and offers flexibility

With the increasing integration of VRE, the positive role which the heating and cooling sector can play to augment grid flexibility becomes increasingly important and apparent. The use of renewable electricity in the heating and cooling sector can help balance the electricity grid when more VRE is introduced. Individual heat pumps in rural areas in combination with smart controls and large-scale heat pumps in district heating networks can play an important role in this connection when operated at times of surplus electricity thus providing a demand response potential to stabilise the grid and to allow more renewable electricity in to the energy mix.

Thermal storages – being several times cheaper than electrical ones – can increase the flexibility potential. In fact, storages for district heating represent a key role to provide the flexibility required in future energy systems with an increased amount of non-controllable energy production.

10

To provide the flexibility required when increasing the share of wind and PV power, thermal storage is important in combination with individual heat pumps. However, the potential for grid flexibility and cost-effectiveness to integrate fluctuating RE becomes even greater by using district energy together with large-scale thermal storage, heat pumps and CHP.

Avoiding the release of harmful refrigerants with high global warming potential factors (GWP) to the ambient is critical to realise the positive climate effect of heat pumps. In the HRE 2050 only low-GWP refrigerant heat pumps are used.

4.5. Flexibility from decentralised consumers and prosumers must be valued

Introducing many more consumers/prosumers¹⁹ will result in a more decentralised and diverse energy system interacting across both sectors and the traditional stakeholder groups. New ICT solutions make market interactions with smaller consumers manageable. One example could be the

¹⁹ The term “prosumer” is a contraction of the words “producer” and “consumer”. It reflects a consumer who sometimes produce more energy than what is consumed.

use of local storage options (thermal or electric) to act as buffers to reduce peak demands for the electricity grid and the inherent dimensioning or capacity upgrade criteria to cope with this, when introducing large quantities of electric heat pumps (besides EVs etc.) The financial benefits for the prosumers should be structured to reflect the needs of the overall system. In some cases, the feasibility of electrical storages for individuals lies only in the avoidance of taxes. Household batteries should for example be able to respond to signals from the DSO instead of only maximise self-consumption. The use of RE should not be the end goal, but a mean to reach energy system emission targets – not single household targets.

11

Policies and price signals should incentivise flexible interactions for prosumers to help balance electricity grids and not just maximise the owners' self-consumption (e.g. via household batteries). Failing to ensure that such systems respond to network balancing demands will end up being counterproductive for the overall energy system.

In order to create new business models, which facilitate connections between the thermal and electricity sectors, national authorities should help ensure that the provision of demand side flexibility becomes more interesting in an economic sense. This may be achieved by offering variable electricity tariffs to end-users or aggregators, among other solutions. In some countries, the share of consumers' electricity bills associated with electricity production is small compared to the overall cost (mainly consisting of taxes and fixed tariffs). Therefore, simply following the electricity spot-market prices may not be incentivising enough to engage consumers and convince them to contribute to services supporting system flexibility.

Individual heat pumps can shift local to national electricity consumption by absorbing its surplus in times of low demand through storage in a hot water tank, or in some cases within the building envelope itself. Giving this grid-flexibility service a true economic value would accelerate the technology deployment as more individuals and enterprises seek to profit from heat pumps and/or thermal storage.

Flexible prices could reflect the strain on network and the balancing needs besides the production costs e.g. by introducing a tariff differentiation depending on periods or the user's maximum power peak. However, it is important *not* to structure cost schemes in a way that repels the interest of building owners to install a heat pump in the first place (where this is recommended). One option is to include an electricity tax discount on some of the bills (approximately the share for heating) for residential owners where their building is registered as supplied by a heat pump.

When a country aims for a (recommended) increase in the use of heat pumps – both for individual buildings and in district H&C networks – their inherent flexibility should be properly reflected in appropriate price-signals according to the needs of the (decarbonised) energy system. It is important

to ensure that a given country's recommended (large) share of heat pumps should not purely operate as a baseload supply. Instead, thermal storages can also cost-effectively be applied to facilitate the flexibility services requested from heat pumps. If the incentives are purely focused on lowering expenses (in the case of electric heat pumps, lowered electricity costs) this will mean two things:

- High efficiency becomes less important compared to the capital costs, which may actually decrease interest in more expensive, but better performing, heat pumps. Case in point: District H&C companies may choose air-source heat pumps with a lower SCOP instead of utilising excess heat (with/without the need of a heat pump having a high SCOP) if electricity prices are deemed to be (too) low.
- Low operation costs alone will mean that tariff variations (reflecting the *need* of flexibility in the system) will have little economic impact, thus perhaps not (sufficiently) incentivising the dimensioning of a heat pump to be able to provide flexibility-services throughout a large share of the year. In other words, a heat pump may in practice be dimensioned to have as many full-load hours as possible, though in fact the overall system needs it to have an even larger capacity but running fewer hours per year.

However, the two above-mentioned caveats should *not* keep national governments from incentivising heat pumps (and other low-carbon solutions). Instead, they should rather be seen as arguments for why incentivising flexibility services and improved feasibility of various "decarbonisation solutions" should (at least) include also the rising polluters-pay costs solution, as described in section 4.3. Taxation should be based on analyses from a system-wide perspective, leading consumers in the direction of what is beneficial to the overall society.

The relevance of detailed, long-term strategic energy planning, including regular follow-up analyses, is underlined by the need for evaluating how the recommended increase in the use of heat pumps can be combined with careful tax and tariff schemes. This approach can ensure that such developments follow the expected path (including the HPs' interactions with the remaining energy system), as well as avoiding other negative externalities, such as the release of harmful refrigerants with high global warming potential factors (GWP) into the environment. In the HRE 2050 scenario, only low-GWP refrigerant heat pumps are included.

4.6. Excess heat is often politically neglected

HRE4 identifies an excess heat amount theoretically available that could supply heat for more than the entire building stock in Europe. Therefore, the avoidance as well as usage of excess heat – when not able to avoid – should receive high(er) priority and immediate attention in local to European decision-making processes, energy planning instruments and funding lines. However, the "CO₂ free" excess heat which could be gained from polluting power plants should not prolong their lifetime.

What is shown by HRE4 is the massive potential to utilise current excess heat *and* renewable heat sources which planners and decision makers can evaluate in more detail to consider where the use is relevant and where not. Tapping into the excess heat potential can in many cases only be realised by applying district heating networks, which – once established – will have numerous supply opportunities – even if one excess heat source should terminate. HRE shows that at least 25% of the district heating production could be covered by excess heat considering the location of the sources.

Large-scale (cheap) thermal storages can act as buffers to maximise the use of excess heat when the supply and demand profiles do not match. Large scale heat pumps can make it possible to utilise excess heat sources at lower temperature in district heating networks where it is not possible to apply it directly.

HRE's *Peta* mapping platform includes geographically pinpointed and categorised excess heat sources such as power production, industrial processes, waste incineration, metro stations and urban waste water treatment plants. By clicking on the specific excess heat source, more information on the selected source is presented for the user. This can be used to illustrate not only *how much* excess heat potential is present, but also *where* this potential is located, thereby assisting the decision process of where decision-makers should investigate its utilisation further. More info on excess heat sources is found in the *Peta* itself, and in the following reports representing a user guide and a methodological description respectively.

Maps Manual for Lead-Users (section 5.3.3) [12]

Methodology and assumptions used in the mapping (section 2.2.1) [13]

4.7. CHP plays a key role, but is not a “one-size-fits-all” solution

In the Heat Roadmaps, it is shown how CHP could cover around a third of the district heat generation in 2050 operating only in response to the needs of the electricity markets. The differentiation between the type of CHP as well as its timeline is important. In terms of utilisation of excess heat from electricity-only power plants and possibly comparing with alternative industrial excess heat options it is relevant to consider the following questions for all options: When is the excess heat source expected to be decommissioned? Is it worthwhile to utilise the heat until then even if it requires a follow-up plan from the beginning? What is required of both technical and administrative measures to realise the utilisation of this source? What are my alternatives?

When it comes to replacing electricity-only power plants with new CHP plants, one has to keep in mind if the demands of the future energy system match the properties of such plants (in terms of flexibility, fuel import/costs e.g. gas or biomass etc.) Experience has shown that with increased VRE capacity in the electricity network, the non-controllable electricity production will consequently cover

a larger share of the electricity demand thus leaving fewer hours for feasible CHP operation. Introducing large scale heat pumps for district heating can significantly reduce the need for other heat production capacity. In many decentralised CHP plants in Denmark (with both gas engine and gas boiler installed) long periods with low electricity prices have in most hours made it unfeasible to run in CHP mode thus resulting in an increased share of boiler operation in these plants. Hence, careful planning is required to assess the need for the future CHP capacity – including the services it should supply (e.g. mainly baseload heat/electricity production or balancing power). Any energy system investment – supply units or infrastructure – should be considered together with the remaining system, which it will inevitably interact with throughout its lifetime – directly or indirectly.

It should be noted that future power-to-gas (P2G) such as hydrogen production could be established as combined heat and gas solutions where a district heating connection ensures a higher efficiency of the P2G energy conversion. District heating can prove even more relevant in case of targeting a complete decarbonisation of EU by means of 100% RE using the Smart Energy Systems approach [17] where the production of electro-fuels for transport sector plays an important role. Hence, the HRE scenarios can serve as a step towards such a goal.

4.8. Cooling demand should not be overlooked

There is a demand for cooling throughout Europe including Scandinavia. Across Europe the demand is expected to increase significantly towards 2050 and this has to be strategically addressed today. However, even in the most southern of the 14 HRE countries heat demand continue to dominate the H&C sector. The cooling demand differ from heating by being more balanced between space cooling and process cooling and dominated by services and industry. District cooling (DC) can in some places be a cost-effective solution and has a high potential to reduce greenhouse gas emissions by replacing individual applications in households, commerce and industry. Cooling demands often offer a direct opportunity to use the extracted heat in other applications e.g. district heating thus representing yet another synergy opportunity. However, further research is needed in terms of data for cooling demands as well as the possibilities for combining cooling and heating in spatial analyses.

In general, sustainable technologies – for example using natural cooling, integrated systems such as district cooling and the integration of the cold chain – should be given far more attention and resources for data collection, research and the roll-out of sustainable solutions in order to address the growing demand well in advance.

Datasheets for performance and cost data of space cooling technologies in the residential and service sectors, and district cooling networks is available from the report:
Space Cooling Technology in Europe [18]

4.9. Inclusive transition leaving no one behind

With the energy transition comes the need to avoid that some countries, regions, sectors and/or citizens get “left behind”, meaning that efforts must be made to ensure that those affected negatively (e.g. workers in fossil fuel industry) or more difficult access to modern energy technologies (e.g. poorer families/areas) are helped in contributing to *their own* transition, too (e.g. workers educated to take on jobs created in the RE sector instead or families/areas supported in installing more efficient H&C solutions). Such changes are needed, and it is critical to make sure that energy development is inclusive to avoid any growing discontent among European populations and politicians.

12

Support to upgrading skills on different levels (energy/urban planners, craftsmen, etc.) will support a positive public opinion towards the energy transition. Labourers in the fossil fuel industry should not be neglected in the restructuring process.

Some degree of local ownership can increase public acceptance of RE installations. One example is to include a precondition for the investor to offer a share (e.g. 20%) of the installed capacity to the municipality’s inhabitants and/or the nearest neighbours. By owning a share (e.g. of a wind farm) the locals may see it as less “intrusive”. An additional option is to somehow compensate the affected local environment (e.g. by financing non-related local activities, supporting cultural activities or homeless shelters, thus improving the local area).

4.10. Long-term benefits of capital-intensive transition

Following the energy transition is a general trend towards a more capital-intensive heat supply together with lowered operation expenses. Examples include solar heating and heat pumps – both in small scale units and large (DH) utility-scale – where the total cost of energy to a larger extent relates to the unit investment rather than the operation (compared to boilers). In relation to district heating, a shift from previous times’ single fuel supply to many heat supply sources introduce a wide range of options for the operator to optimise the production and reduces the sensitivity associated with the fuel costs (and availability). Similarly, the use of heat pumps makes it possible to use (locally) produced electricity (from a wide range of RE sources) thus reducing the dependency (financially and geopolitically) on fuel import. This makes it possible to ensure more stable conditions for both consumers and investors in the long run thus also reducing the risk of energy poverty. The Heat Roadmaps could eliminate the dependence on imported natural gas for heating in Europe. With this in mind, establishing new natural gas-grids holds considerable lock-in risks of potentially lost investments in the future, once countries finally transition away from fossil fuels completely.

Thermal networks take the shift from operation-related expenses towards investment-related expenses further than what is possible with individual supply. Another result of a development towards a higher degree of energy infrastructure investments is the opportunity to create local jobs as a result of the need for installation and servicing the infrastructure. This applies both on sub-country level and in terms of improving competitiveness of European industries nationally and internationally. On top of this, the energy transition improves living standards by limiting emissions thus ensuring better air quality locally besides limiting the global warming.

However, in any project the administrative efforts required have to match the predicted benefits. This applies in small and large scale. Examples include the issue of a comprehensive administrative process which repels smaller industries from entering into agreements of supplying excess heat. Similarly, as a large-scale example, establishing new district heating networks (and possibly companies) is a long-term process requiring significant financial and manpower resources. Such financial and administrative barriers could be overcome by removing unnecessary administrative burdens, by supplying access to cheap, long-term financing and by empowering local authorities to facilitate the processes required in any (small or big) project involving several different stakeholders.

13

Frameworks for providing low-cost financing options and avoiding (unnecessary) administratively-heavy processes is an important precondition to effectively engage communities and industries. Furthermore, local authorities should be empowered to encourage and facilitate H&C decarbonisation projects.

4.11. Changeover from a fossil-based DH supply

In many (old and new) DH networks, the heat is supplied by fossil fuels, which often gives DH a bad reputation in general. National governments can support evaluation schemes where experienced consultants with local knowledge can investigate the possibilities for a changeover from fossil fuels to renewables and excess heat, together with energy savings measures (e.g. renovation of networks). Such screenings could form the basis of informed decision-making for the district heating board members, thereby highlighting their most suitable and feasible decarbonisation options. However, before final investment decisions are made, more thorough calculations would be needed. With such measures, governments could effectively support an energy transition of existing district heating networks without needing to financially support investments in equipment or infrastructure.

5. Thermal networks create synergies

5.1. District heating playing key role in decarbonisation roadmaps

HRE's spatial analysis shows that approximately half of European countries' total building heat demand in the residential and service sectors is located in high density areas (e.g. urban centres and inner-city areas) [13]. Such details, combined with cost-calculations and whole-system modelling, form the scientific conclusion that more than half of European heat demand²⁰ can cost-effectively be supplied with district heating in 2050. Furthermore, by exploring it further, for example in the *Peta* mapping platform, it's possible to see precisely *where* these new/expanded networks should be located.

Beyond just the residential and service sector, it has been identified that approximately a quarter of the heat demand in countries' industrial sectors is needed for space heating or process heat at lower-grade temperatures (i.e. below 100 °C). Some of this demand could therefore add to the district heating potentials if these industries are suitably located and integrated into the system.

Introducing or expanding thermal networks means that numerous synergy options come into play, e.g.: balancing of electricity grids in a future with much more VRE, utilisation of excess heat otherwise wasted and integration of RE sources which may only be feasible in large-scale. As a result of this, the HRE 2050 scenario shows that district H&C should be deployed to a much larger extent in most countries, since it represents a feasible and effective way to ensure the deployment of a low-carbon heat supply in large scales.

14

Due to higher urban densities, district energy in cities is one of the least-cost and most-efficient solutions for reducing emissions and primary energy use. Almost all countries' Heat Roadmaps show a strong and viable potential to economically increase the current share of district energy.

The list of benefits by increasing the share of district energy is long:

- Beyond its ability to use economies of scale to take advantage of renewables, district energy systems can make it possible to utilise excess heat from industries and other

²⁰ Based on the 14 countries included in HRE4 corresponding to 90% of the total EU heat demand.

sources, which is otherwise regarded as mere waste (and with possible negative impacts on ecosystems²¹).

- Often many different heat sources are available. Excess heat can be a cheap option with a short payback time, while other feasible alternatives can relatively easily “step in” in case this supply option is terminated.
- Because district energy is typically not strictly conditional on the availability of just excess heat or any single type of renewable source, the feasibility of establishing district energy systems is generally a solid venture and a safe investment.
- In case energy-savings targets are not met, district energy can supply this additional demand with renewable heat, thus increasing the certainty that overall decarbonisation goals can and will indeed be reached (i.e. representing a type of backup solution²²).
- District energy and cheap thermal storages can represent an ideal bridge between the heating, cooling and electricity sectors, while providing flexibility for the overall energy system.
- District energy can be completely decarbonised using renewables, large heat pumps, excess heat and CHP. In fact, several RE technologies benefit from – or even require – large-scale installations in order to be most feasible. For example, to exploit the full potential of deep geothermal and solar thermal, DH needs to be present due to the significant economy of scale for these solutions.

This leads to the recommendation that relevant national financing mechanisms should be created, or updated if already in place, so that they effectively enable intelligent system integration, e.g. in the frame of district H&C projects. In general, national financing (of various kinds) could be more closely linked to those H&C options with the most emission reduction potentials within the country.

Furthermore, national market regulations should enable various ownership models, since the most suitable structure of H&C provision and distribution to achieve social, economic and environmental targets will depend on the local to national framework conditions, as well as the country’s own historical tradition and status of district energy.

Ways that identified barriers to the market uptake of recommended solutions can be addressed are described in:

Business cases and business strategies to encourage market uptake [20]

The *Peta* online mapping tool also includes a visualisation of both existing DH networks and the cost of establishing DH on a hectare level. This gives lead-users the ability to pinpoint where the

²¹ For instance, according to studies [19] of the Swiss Federal Institute for Technology the Rhine is one of the most heat-polluted rivers as a result of warm-water discharge from power plants.

²² Note that this should indeed be considered a back-up plan. It is highly recommended *not* to disregard the energy-savings perspective, as it holds the key to a cost-effective decarbonisation.

most suitable areas to establish/expand DH are located. The costs are presented as annualised investment costs per unit of annual sold heat.

The *Peta* platform also includes a layer showing *Heat Synergy Regions* highlighting those regions with high synergies between excess heat and heat demand (indicated by an “excess heat ratio”, i.e. the ratio between excess heat and heat demand within a given territory). The purpose is to provide an overview of where these assets and demands are in balance with each other or could even be “exported” to nearby regions.

Other features of *Peta* include the cooling demand densities on a hectare level and potential H&C synergy sources. More info on Heat Synergy Regions and cost of district H&C networks is found in:

Map of the heat synergy regions and the cost to expand district heating and cooling in all 14 MS
[21]

Updated Peta atlas for each MS with the final level of district heating recommended in WP6 [22]

5.2. Increasing cooling demand

Cooling demands in general remain much lower than heating also in 2050 but becomes increasingly important than they are now (i.e. in the 2015 baseline). Especially for Italy, Spain and France HRE4 expects a significant future potential to apply district cooling, though such networks are not only relevant in the Southern part of Europe. In existing cases (e.g. in Sweden) sea or lake water is used as a cold source.

Renewable cooling should be strongly considered in long-term planning to take into account the obvious synergy options between H&C options (e.g. feeding excess heat from a cooling process into a DH network). A close collaboration with key stakeholders (e.g. cooling equipment providers) could be useful to tap into low temperature excess heat options.

5.3. A holistic planning approach optimising the energy system – not only specific units, districts or sectors

As described in section 3.4 energy efficiency measures and DH should be coupled rather than seen as competitors. Energy efficient buildings with a lower demand per m² compared to non-renovated ones, make it possible to reach a larger number of consumers with the existing main DH network. This way a declining demand from the DH network *per building* may actually represent a business opportunity for the DH company – provided that DH is (made) attractive enough for new consumers.

At the same time a more modern DH system with lower temperatures will also be better at utilising (cheap) excess heat i.e. potentially more excess heat sources available at low temperatures, and higher COP of large-scale heat pumps when they supply heat to a low-temperature DH grid.

To disregard thermal networks as a key player in the integrated energy system will result in costlier and/or insufficient decarbonisation while failing to take into account the opportunities of renewable sources and utilising excess heat from industries and power generation thus limiting the overall system efficiency.

15

National governments should initiate an actionable framework for expanding and establishing thermal infrastructure and it should be aligned with national (and EU) policies for gas and electricity grids.

6. Country-specific results of HRE 2050

Though clear trends exist in creating general recommendations of future energy systems across all 14 of HRE's target countries, there are also significant differences to be found between them which are worth noting. Below is described how each of these countries stands out by highlighting selected characteristics and possibilities which are special for each of them. As an introduction to each country, the following parameters from their national HRE 2050 scenarios are shown in one chart each and where relevant, the 2015 reference status is indicated in form of black line for comparison:

- Proportion of heating and cooling in total energy demand in 2015.
- Reduction in space heating demand in 2050 compared to 2015 baseline.
- Recommended approximate proportion of heat production in 2050 supplied by DH.
- Proportion of heat production in 2050 supplied by heat pumps. This is the combination of individual HPs and HPs for DH. Hence, there is an overlap between the shares of DH and share of HP production. This, however, does not account for the proportion of industrial excess heat that can be utilised as a heat source for the heat pumps.
- Renewable energy proportion of primary energy supply (PES) in HRE 2050.
- Total CO₂ emission reduction in 2050 compared to 1990 level.

This provides a quick overview of how important the H&C sector is together with key numbers for each country's re-designed energy system.

6.1. Austria

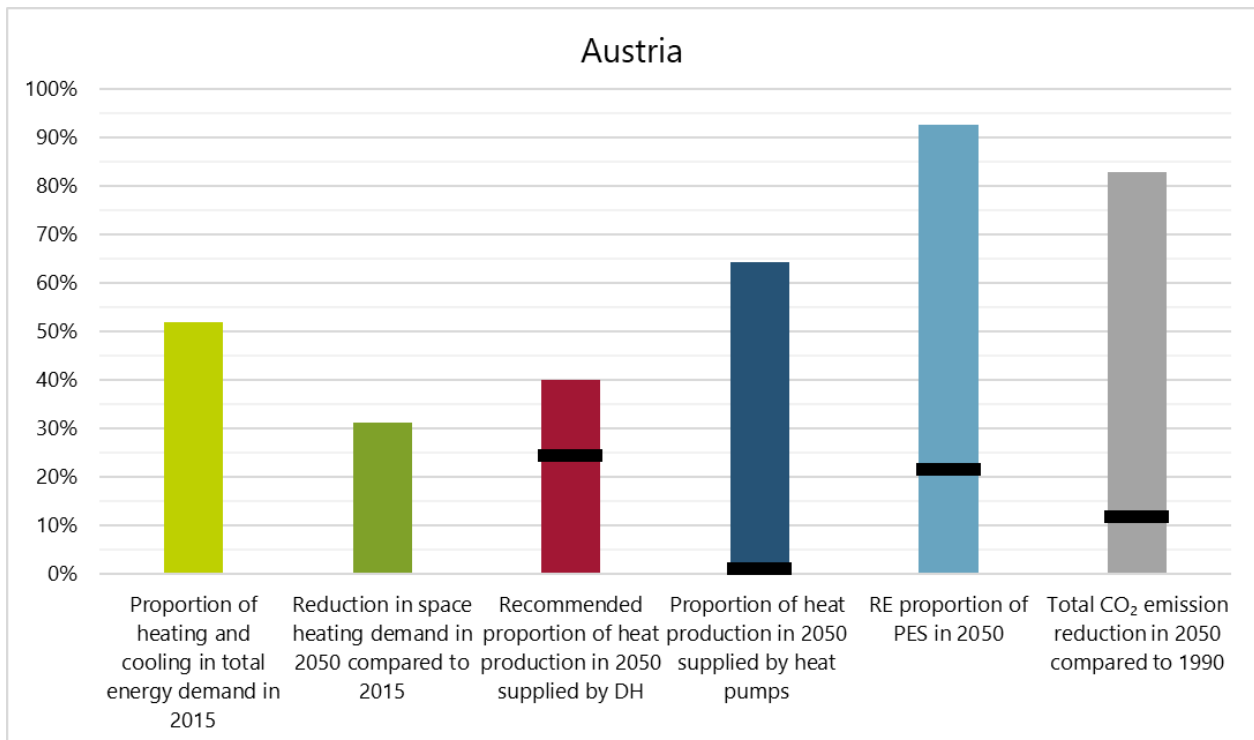


Figure 5. Overview of the H&C sector in Austria and its anticipated changes, according to the energy decarbonisation scenario modelled in Heat Roadmap Europe 2050. Where relevant, the 2015 reference value is indicated with a black horizontal line.

6.1.1. Energy savings

The 52% consumption for H&C in Austria comprises the majority of the country's final energy demand. In HRE 2050, space heating demand is to be reduced by circa 31% by 2050 compared to 2015. Introducing energy efficiency measures on the demand side is not the only mean to decarbonise the building stock. It should be balanced with increasing savings on the supply side as well, for instance deployment of renewables.

National policymakers should focus on combining energy efficiency measures with the decarbonisation of the Austrian energy supply. Moreover, the cooling sector should capture more attention due the anticipated potential of doubling the current space cooling demand in Austria until 2050.

6.1.2. Thermal networks

Austria still has a solid level of potential for developing even more district heating infrastructure until 2050, with the HRE 2050 scenario suggesting it should cover a 40% share of Austrian heat production. The (direct) utilisation of available excess heat from industrial facilities (estimated at around 7% of the district heat production²³, or 230 MW_{th}) is most appropriate to feed into district heating systems, where it can provide additional energy and cost savings. However, thermal networks (whether supplied from excess heat, large heat pumps or other renewables) should still be supplemented by energy efficiency improvements of buildings in order to shave heat demand peaks and optimise the size of Austrian district H&C systems. Furthermore, there is an immediate need for providing stronger efficiency standards and financial incentives for improving process heat savings.

6.1.3. Low-carbon heat supply

Austria has currently a negligible amount of installed capacity for heat pumps. If installed in larger proportions, heat pumps could contribute significantly to the overall energy efficiency and decarbonisation of H&C systems, reaching up to a 64% share of the heat production mainly as decentralised systems, but also with large HPs supplying thermal networks. Thus, Austrian cities should be encouraged to follow the positive example set by Vienna (winner of the European “Heat Pump City of the Year” award in 2017 [23]), heat pumps are particularly more efficient alternative to gas boilers and electric heating in rural areas where district heating is not as financially viable a solution.

National policymakers should incentivise flexible interactions e.g. for HP owners such as flexible electricity taxes and/or electricity discounts to apply demand response.

HRE 2050 shows how Austria can integrate a RE share of a massive 92%. By doing this, CO₂ emissions can be reduced by 83% compared to 1990 levels whereas the 2015 level only have managed 11%. This underlines the urgency of applying the various recommended measures of HRE4. The total RE share of primary energy supply in HRE 2050 for Austria is 92%.

Details on the results of the Austrian H&C scenarios are described in the report:
Heat Roadmap Austria [24]

²³ Notice that this share only covers supply temperatures high enough for direct DH supply, whereas low-temperature excess heat utilised by means of heat pumps are categorised as heat pump-based production.

6.2. Belgium

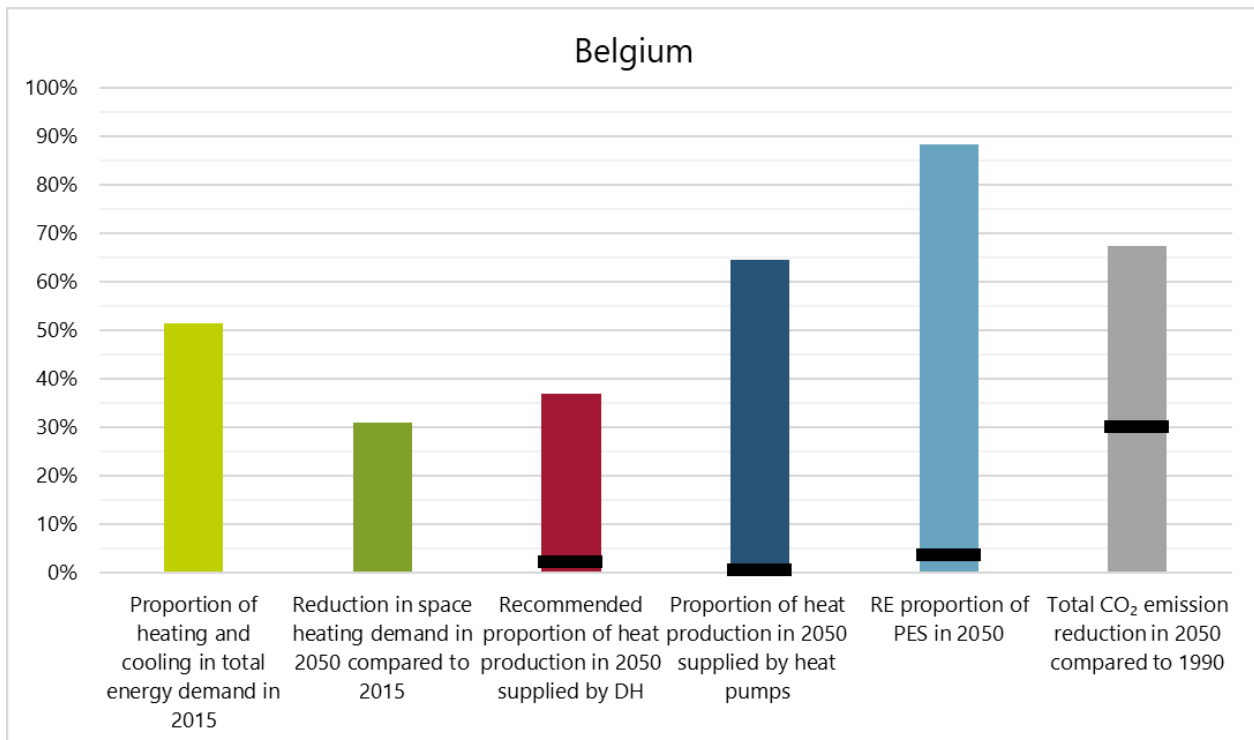


Figure 6. Overview of the H&C sector in Belgium and its anticipated changes, according to the energy decarbonisation scenario modelled in Heat Roadmap Europe 2050. Where relevant, the 2015 reference value is indicated with a black horizontal line.

6.2.1. Energy savings

In Belgium, H&C represent 51% of the country's final energy demand. Space heating demand should be reduced by circa 31% in HRE 2050. Though this point is not depicted in Figure 6, the HRE 2050 space heating reductions is actually twice the initial country target expected in the baseline 2050 scenario, which indicates that Belgium should have a higher energy-savings ambition than it currently has in place. However, energy efficiency measures should be implemented on both the demand and supply sides in order to balance the cost of building refurbishments with the deployment of sustainable energy resources.

6.2.2. Thermal networks

With Belgium currently only having a 2% share of district heating in the country's heating market, its decarbonisation targets could be largely achieved by focusing specifically on thermal network investments to cover the gap towards the 37% share envisioned in the HRE 2050 scenario. Such a

relatively high investment cost for new district heating infrastructure could be mitigated by the optimisation of networks' sizes, accurate estimations of energy demands and an in-depth understanding of the built environment and industries. This requires a stronger emphasis on the energy efficiency improvement of Belgian buildings to shave heat demand peaks, as well as spatial analyses and comprehensive investigation of existing energy systems in the country.

6.2.3. Low-carbon heat supply

Belgium has a great potential for replacing local heat generation with low-carbon alternatives, such as heat pumps, which could contribute greatly to the overall energy efficiency and decarbonisation of H&C systems. It is estimated that about 64% of the total heat production for the built environment in both urban and non-urban areas could be supplied by heat pumps. National authorities should facilitate a collaboration between industries by bringing together planners, regulators, finance and technical experts in order to encourage future investments, as well as possibly support training schemes of installers and other professionals to ensure that market deployment is not hindered by any poor examples of malfunctioning or poorly-dimensioned installations.

Belgian electricity prices, which are among Europe's highest [25], may hinder the cost-effectiveness of operating heat pump systems compared to other solutions. Therefore, national policymakers should incentivise flexible interactions between consumers to help stabilise the electricity grid, e.g. through demand response. This could also include a financial stimulation for HP owners, such as electricity tax discounts.

Reaching "only" 67% CO₂ savings, compared to 1990 levels, reflects a significant share of Belgian emissions from "non-energy" and other sectors such as agriculture. However, when considering the category "energy and industry" by itself, then the HRE 2050 scenario corresponds to a CO₂ reduction for Belgium of 85% compared to the 2050 baseline. The total RE share of primary energy supply in HRE 2050 for Belgium is 88%.

Details on the results of the Belgian H&C scenarios are described in the report:
Heat Roadmap Belgium [26]

6.3. Czech Republic

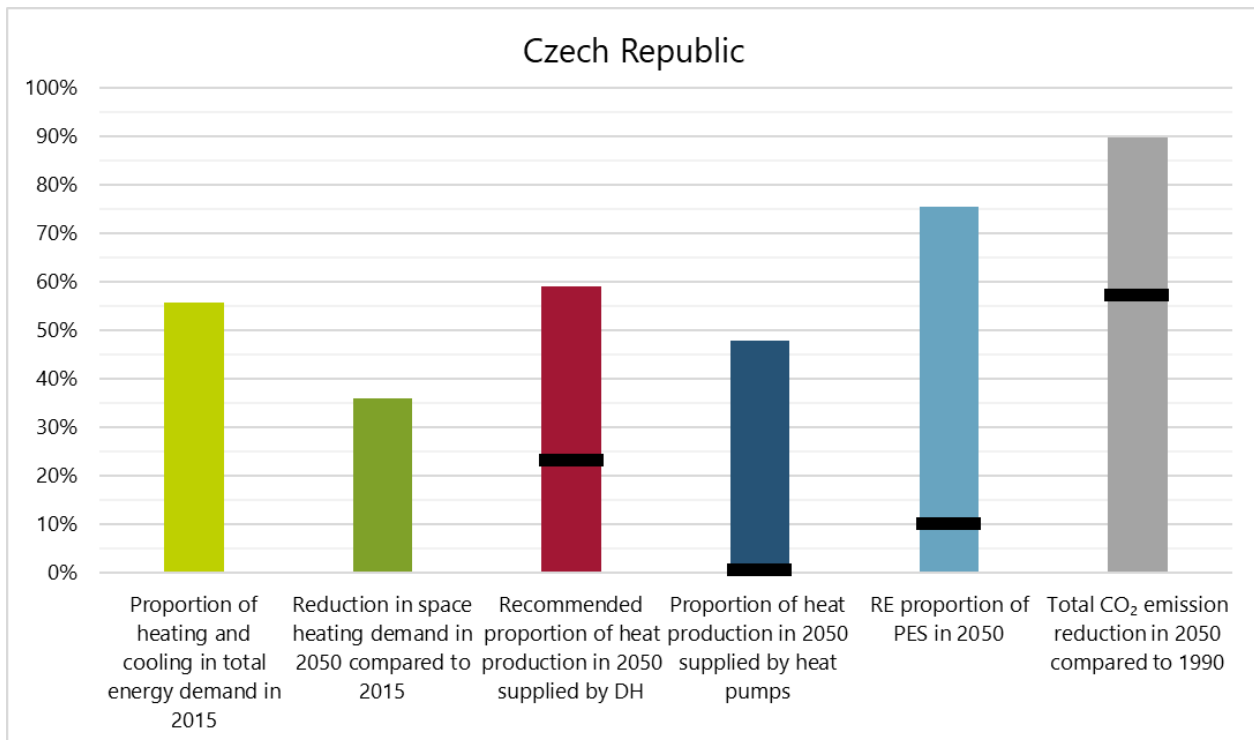


Figure 7. Overview of the H&C sector in the Czech Republic and its anticipated changes, according to the energy decarbonisation scenario modelled in Heat Roadmap Europe 2050. Where relevant, the 2015 reference value is indicated with a black horizontal line.

6.3.1. Energy savings

Czech H&C needs constitute some 56% of the country's total energy demand at the moment. This should be rather considerably reduced by 2050 with the aimed 36% drop in space heating demand – almost double the initial country's target set, as seen in the baseline 2050 (though not depicted above in Figure 7), which indicates that the Czech Republic should have more ambitious energy savings targets and emphasise the importance of improving energy efficiency in its buildings.

National policymakers should introduce stronger price signals and energy metering tools, as well as focus on improving a communication between stakeholders and educating Czech craftsmen and end-consumers. However, such measures should be coupled with energy efficiency measures for the supply side, for instance by supporting the uptake of renewable and low-carbon technologies and refurbishing existing heat networks. Moreover, the cooling sector should capture even more attention with an anticipated tripling from the current space cooling demand until 2050.

6.3.2. Thermal networks

A great potential of unutilised excess heat (~13% share of 2050 district heat production²⁴) from Czech industries has been identified which could be combined with district heating (a 59% share in 2050, up from the current 23%) and thermal storage to supply up to 570 MW_{th} to the building stock. Therefore, the usage of excess heat should gain higher priority and immediate attention among national policymakers, planning instruments and funding lines. Large-scale thermal storage could contribute to the expected increase in consumers with variable demand, and thereby act as a thermal buffer to maximize the use of RE and/or excess heat in the Czech Republic.

6.3.3. Low-carbon heat supply

Relatively low electricity prices [25] and a circa 48% potential for electric heat pumps to contribute to Czech heat production create an opportunity for implementing the technology to a much greater extent. This can include both individual heat pumps in less-urbanised areas where thermal networks are not as feasible, and large-scale ones (tied to district H&C) in the Czech Republic's urban areas where they can take advantage of low-temperature renewable and excess heat sources.

A RE share of 76% can facilitate the achievement of a 90% CO₂ reduction compared to 1990. The total RE share of primary energy supply in HRE 2050 for Czech Republic is 76%.

Details on the results of the Czech H&C scenarios are described in the report:
Heat Roadmap Czech Republic [27]

²⁴ Notice that this share only covers supply temperatures high enough for direct DH supply, whereas low-temperature excess heat utilised by means of heat pumps are categorised as heat pump-based production

6.4. Finland

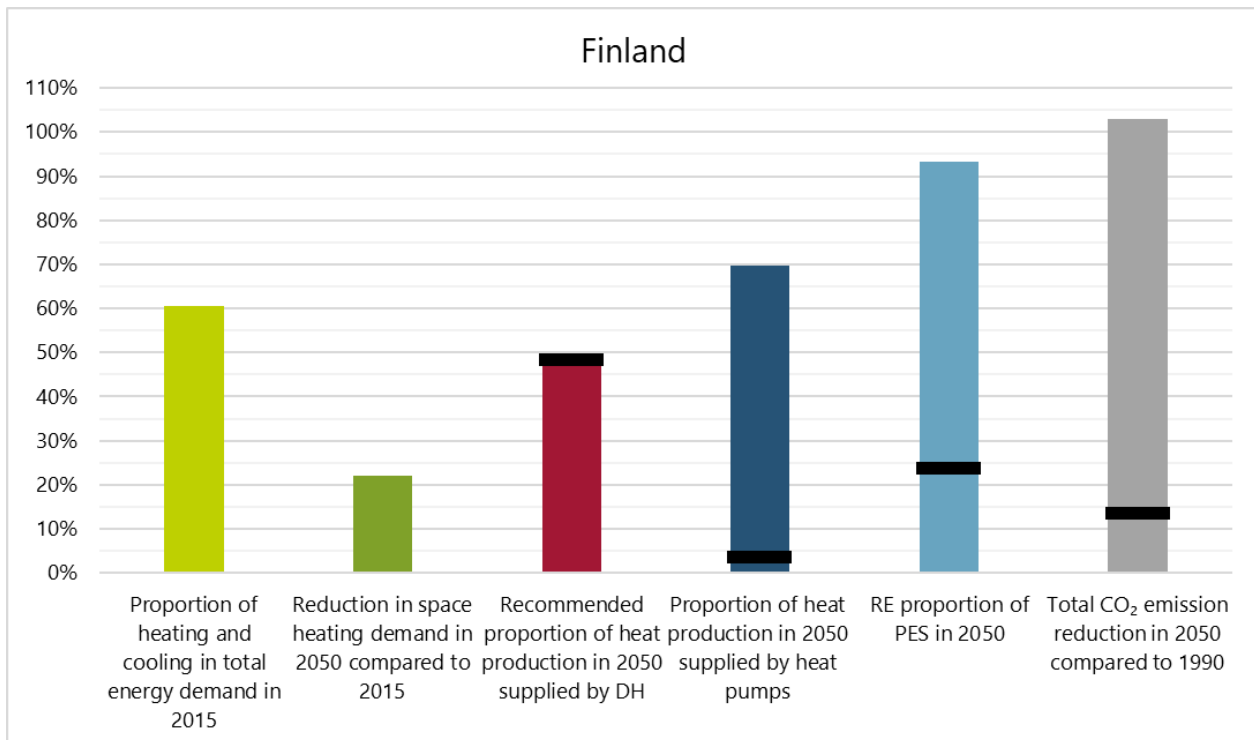


Figure 8. Overview of the heating and cooling sector in Finland and its anticipated changes according to the energy decarbonisation scenario modelled in Heat Roadmap Europe 2050. Where relevant, the 2015 reference value is indicated with a black horizontal line.

6.4.1. Energy savings

Finland's heating and cooling consumption is in the top highest proportion among other HRE countries reaching 60% of the country's final energy demand. Over a half of that energy volume is used for space heating in buildings and this should be reduced by over 20% until 2050 meaning that the country should have a somewhat higher energy savings ambition on the demand side while ensuring that energy savings targets are in fact met in practice. Unawareness of low-cost energy efficiency measures and lack of financial support among building's owners should be addressed with a priority by national policymakers. This entails introducing efficiency standards and financial incentives for maximising heat savings.

Energy retrofiting should be considered in combination with the replacement of boilers with individual heat pumps. The most efficient heat pump systems are in new buildings and in those that have undergone deep renovation.

6.4.2. Thermal networks

According to HRE 2050 and country's objectives the thermal networks in Finland reached a suitable level. However, there is still room for improvements e.g. by refurbishment of the existing heat networks, utilisation of the excess heat from the industrial sites and most importantly, by integration of large-capacity heat pumps.

6.4.3. Low-carbon heat supply

Finland has a great potential of replacing local heat generation with a low-carbon alternative as heat pumps which could contribute to the overall energy efficiency and decarbonisation of heating and cooling systems. Circa 70% of the heat production for the built environment in non-urban areas can be supplied by either individual and dispersed units or the large-scale installation integrated with the existing heating networks. National authorities should facilitate a collaboration between the industries including planners, regulators, finance and technical experts in order to encourage future investments.

HRE 2050 shows how Finland can integrate a significant 93% share of RE. By doing this, CO₂ emissions can be reduced by more than 100% compared to 1990 levels whereas the 2015 level only have reached 13%. This underlines the urgency of applying the various recommended measures of HRE4. The carbon emission reduction in HRE 2050 was estimated at more than 100% due to the calculation methodology of CO₂ which includes carbon sinks in non-energy sectors i.e. reductions related to land use, land-use change and forestry (LULUCF) as well as emissions from international maritime transport.

Details on the results of the Finnish H&C scenarios are described in the report:
Heat Roadmap Finland [28]

6.5. France

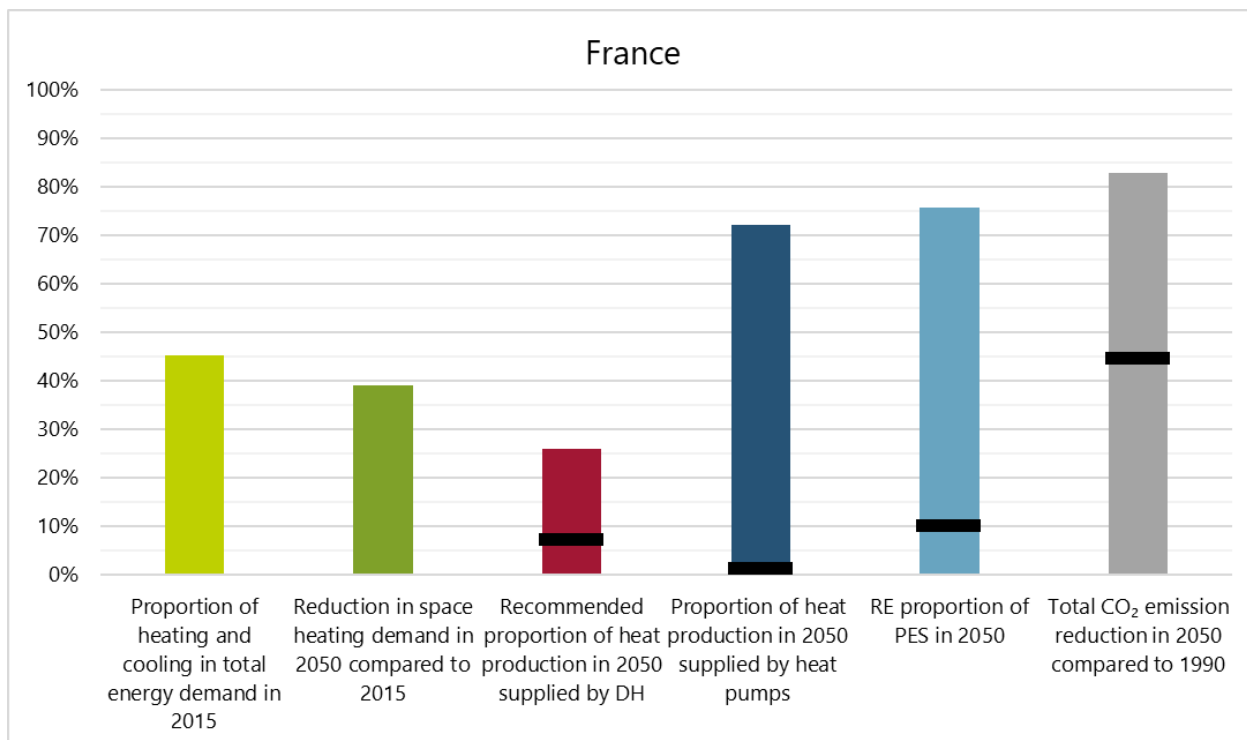


Figure 9. Overview of the heating and cooling sector in France and its anticipated changes according to the energy decarbonisation scenario modelled in Heat Roadmap Europe 2050. Where relevant, the 2015 reference value is indicated with a black horizontal line.

6.5.1. Energy savings

Nearly a half of the country's final energy needs is comprised by heat and cooling consumption which France should be aimed at a significant reduction until 2050. This includes almost a 40% drop in space heating demand.

National policymakers should maintain a balance between both low-carbon heat supply and energy savings. Achieving an efficient infrastructure for heating and cooling is one of the major goals for 2050 horizon and this should be supported by the government through building a coherent and integrated system methodology towards sustainable heating and cooling solutions.

Moreover, the cooling sector should capture more attention with the anticipated potential of doubling the current space cooling demand until 2050.

6.5.2. Thermal networks

France still has a capability for expanding district heating infrastructure, however, the country's major focus should be kept on creating a synergy between the existing thermal networks and dispersed low-carbon technology. The new DH investments should prioritise integration with heat pumps, biomass, CHP and thermal storage which would provide the necessary stability of the power grid which is increasingly challenged by the integration of fluctuating renewables. Integration of direct excess heat capacity could be boosted by 2050 up to 1,500 MW_{th}. Such cheap heat supply could balance the upfront investment costs in DH.

6.5.3. Low-carbon heat supply

The planned extensive investments in the RE should be coupled with a thermal storage and electric heat pumps. This is to provide a system flexibility in the face of variable operation of renewables. The excess grid electricity could feed the heat pumps which then would store heat output in the integrated heat buffers. France has a great potential for heat pumps development as over 70% of overall heat production in 2050 can be supplied by this low-carbon technology. The total RE share of primary energy supply in HRE 2050 for France is 76%.

Details on the results of the French H&C scenarios are described in the report:
Heat Roadmap France [29]

6.6. Germany

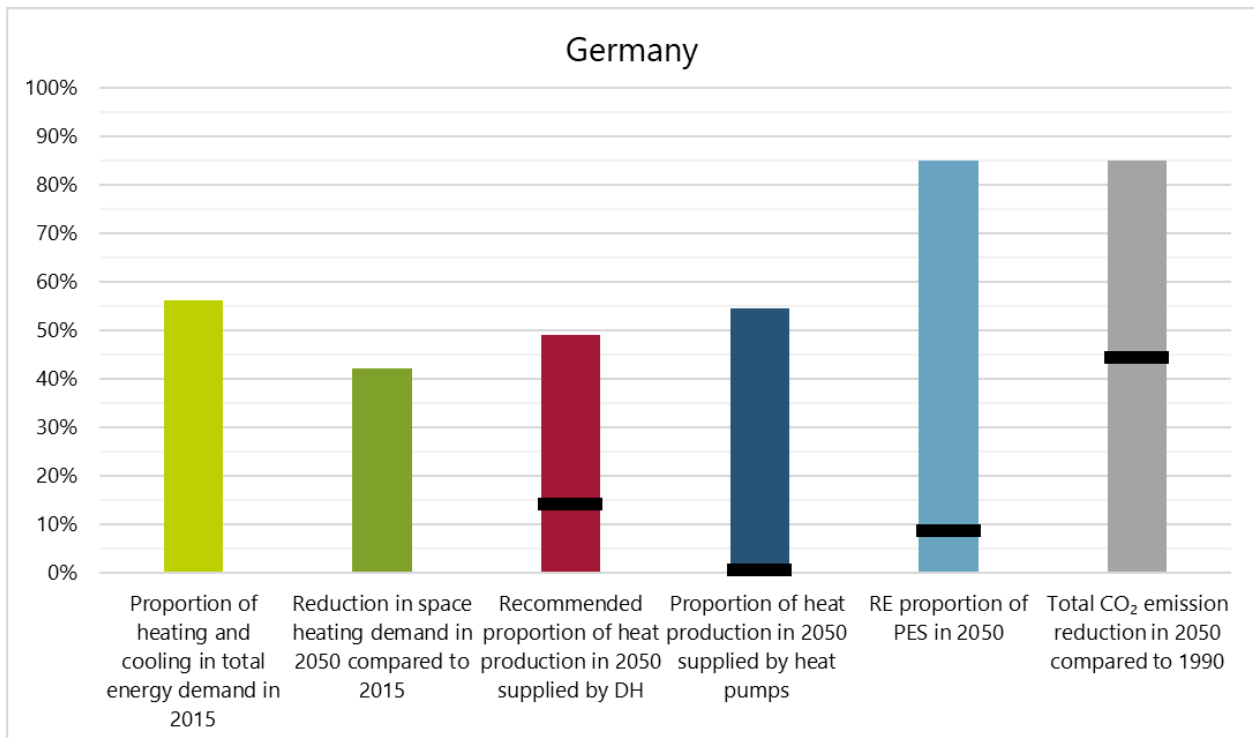


Figure 10. Overview of the H&C sector in Germany and its anticipated changes, according to the energy decarbonisation scenario modelled in Heat Roadmap Europe 2050. Where relevant, the 2015 reference value is indicated with a black horizontal line.

6.6.1. Energy savings

Germany has one of the highest shares of H&C demand in its final energy demand, when compared with the other HRE countries. Over half of that energy volume is used for space heating in buildings, though this is aimed to be reduced by over 40% by 2050.

Achieving an efficient infrastructure for German H&C is one of the major goals for the 2050 horizon and this should be supported by the national government by building up a coherent and integrated system methodology towards sustainable H&C solutions. The high level of expected savings, combined with a large share of both district heating and HPs, suggests that the country needs a strong commitment in terms of incentivising energy infrastructure investments while still managing to balance supply and demand sides.

6.6.2. Thermal networks

From HRE's spatial analysis [13] it is seen that approximately 56% of the German building heat demand in the residential and service sectors is located in high density areas, which explains why there is a significant potential to feasibly increase the share of district heating from 14% of total heat production in 2015 to 49% by 2050, as shown by HRE's detailed system modelling. Hence, Germany should set an ambitious target for developing thermal networks, by tripling the proportion of H&C production supplied by district energy. Though its demand is much smaller than for heating, as is the case for most countries, the German cooling sector should capture more attention due to an anticipated doubling of current space cooling demands until 2050. Meanwhile, heat networks tapping into the highly under-utilised capacities of industrial excess heat can be estimated to reach a feasible 11% share of DH heat production in 2050 (which equals to almost 3,500 MW_{th} of thermal heat capacity) by following the HRE 2050 scenario. This could bring significant cost savings and improve cost-effectiveness of DH investments in Germany. A national district heating strategy aligned with policies for other parts of the energy system could contribute to overall cost-performance improvements and a significant decarbonisation of the German H&C sector.

6.6.3. Low-carbon heat supply

A holistic approach to combine thermal networks and heat demand reduction measures with (also decentralised) heat pumps seems to be the most adequate solution to meet the energy decarbonisations targets of Germany. Despite the negligible contribution of heat pumps to the country's heat production at the moment, this technology deserves more attention from national policymakers due to the recommended 2050 share rising to 55%. Specifically, there is a need to include a financial stimulation for HP owners, such as flexible electricity taxes and/or electricity discounts to apply *demand response*. Besides this, there is a need for incentivising flexible interactions between prosumers e.g. to help stabilise the electricity where local electricity generation and storage are applied. Financial incentives should engage prosumer interactions which support the overall energy system – e.g. by reducing stress on the electricity distribution grid when needed – not simply promoting maximum self-consumption of renewables. In the example of household batteries e.g. to store electricity from household PV systems, these distributed systems should be encouraged to respond to grid balancing needs.

HRE 2050 shows how Germany with a transition to a flexible, integrated low-carbon energy system can incorporate a RE share of 85% thereby reaching 85% CO₂ reduction compared to 1990 levels while enabling even further reductions in the future.

Details on the results of the German H&C scenarios are described in the report:
Heat Roadmap Germany [30]

6.7. Hungary

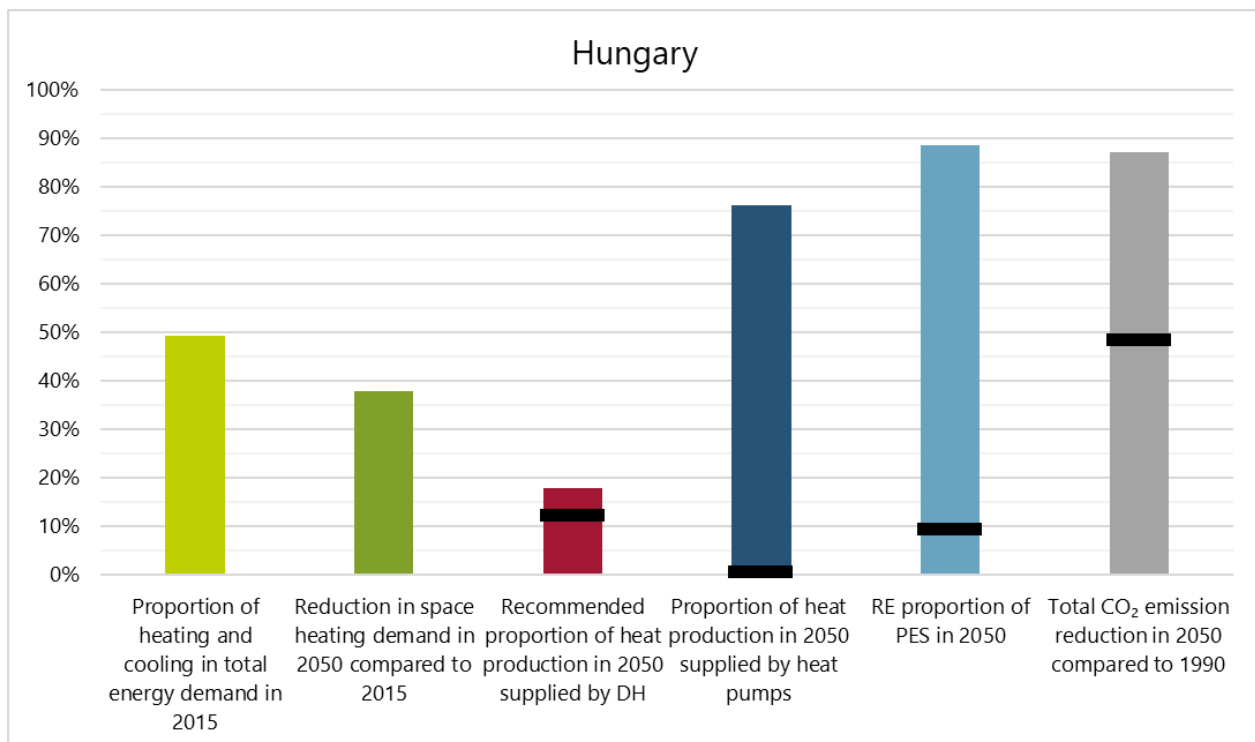


Figure 11. Overview of the heating and cooling sector in Hungary and its anticipated changes according to the energy decarbonisation scenario modelled in Heat Roadmap Europe 2050. Where relevant, the 2015 reference value is indicated with a black horizontal line.

6.7.1. Energy savings

Heating and cooling needs of Hungary constitutes almost a half of the country's total energy demand. This, however, should be dramatically reduced by 2050 with approximately 38% drop in space heating demand which means that the present country targets should be almost doubled as seen in the baseline 2050 (though not depicted above in Figure 11. Overview of the heating and cooling sector in Hungary and its anticipated changes according to the energy decarbonisation scenario modelled in Heat Roadmap Europe 2050. Where relevant, the 2015 reference value is indicated with a black horizontal line. Figure 11). The discrepancy indicates Hungary should have a higher energy savings ambition and emphasize the importance of both setting more ambitious energy savings targets and ensure the framework conditions to realise these in practice.

The cooling demand in Hungary was estimated to increase nearly six times by 2050. This fact should draw attention of national policymakers towards building a coherent and integrated system methodology for sustainable heating and cooling solutions.

6.7.2. Thermal networks

Future developments in district energy should be concentrated on building cooling networks to meet increasing cooling needs in the country. This requires relevant regulations for increasing a stakeholder engagement in both heating and cooling markets and facilitating the entry of investors in these sectors.

6.7.3. Low-carbon heat supply

One of the largest potentials for heat supply by electric heat pumps among the HRE countries (76%) creates an opportunity for implementing the technology to a much greater extent. This can include both, individual ones in rural areas where thermal networks are not feasible and in urban areas where they can make the use of low-temperature renewables and excess heat sources. Local and regional authorities should encourage and facilitate a collaboration between the industries including planners, regulators, finance and technical experts. Cost of future investments in low-carbon technologies needs to be balanced by energy efficiency improvement of buildings to shave heat demand peaks.

As can be seen in *Peta* Hungary holds significant geothermal resources across almost the entire country. Hence, this could be a resource to consider to a larger extent. The total RE share of primary energy supply in HRE 2050 for Hungary is 89%.

Details on the results of the Hungarian H&C scenarios are described in the report:
Heat Roadmap Hungary [31]

6.8. Italy

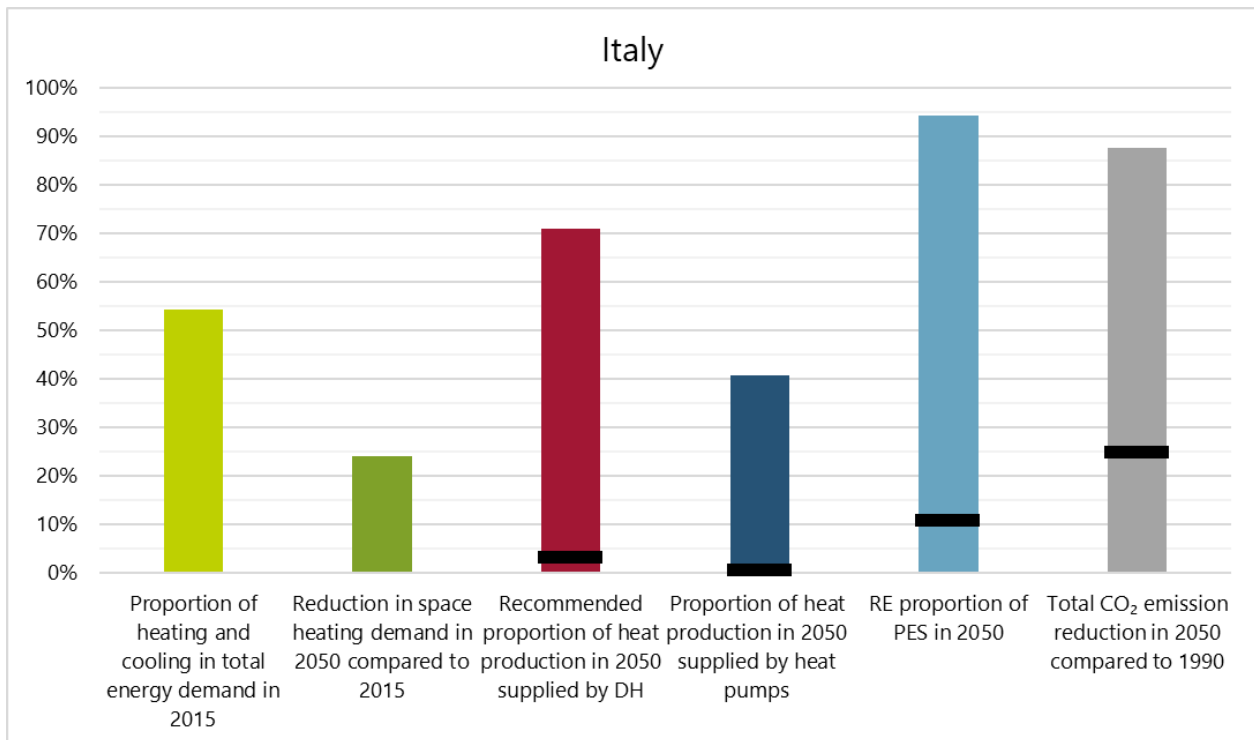


Figure 12. Overview of the heating and cooling sector in Italy and its anticipated changes according to the energy decarbonisation scenario modelled in Heat Roadmap Europe 2050. Where relevant, the 2015 reference value is indicated with a black horizontal line.

6.8.1. Energy savings

More than half of country's final energy demand is comprised by cooling and heating consumption. A reduction in the space heating demand of about 24% by 2050 is included in THE 2050. However, national policymakers should maintain a balance between both savings and decarbonised supply by taking an integrated approach when targets and plans are made for their future energy system.

6.8.2. Thermal networks

In Italy 65% of the building heat demand in the residential and service sectors are located in high density areas. This makes district heating networks very feasible and forms the basis of a recommendation that Italy should draw more attention to developing this low-carbon heat supply infrastructure since there is a very negligible share of district heating in the country's present heating system. Nearly 70% of total heat production in the country can be supplied via DH until 2050. Introducing or expanding thermal networks entails a number of benefits such as utilising excess heat,

flexibility by connecting to different and dispersed energy sources and with the use of thermal storages and low-carbon resources, heat networks can create a synergy between heating, cooling and electricity sector thereby facilitating the integration of RE (e.g. wind and solar energy). National policymakers should introduce adequate regulations for increasing the market for district heating e.g. by setting up a national framework programme for planning and establishing district energy networks while aligning this with policies for the remaining energy system.

6.8.3. Low-carbon heat supply

In the rural and non-urban areas where thermal networks investments are expensive and infeasible, decentralised heating and cooling should be considered. The key focus should be kept on electricity-driven heat pumps that can also contribute to the flexible integration of renewables.

With the great increase in DH share, a range of heat supply options comes into play. This includes the opportunity to apply large-scale solar district heating (due to the favourable solar radiation conditions). Besides this, from *Peta* it is seen that geothermal sources are more suitable in Italy than in other countries. The total RE share of primary energy supply in HRE 2050 for Italy is 94%.

Details on the results of the Italian H&C scenarios are described in the report:
Heat Roadmap Italy [32]

6.9. Netherlands

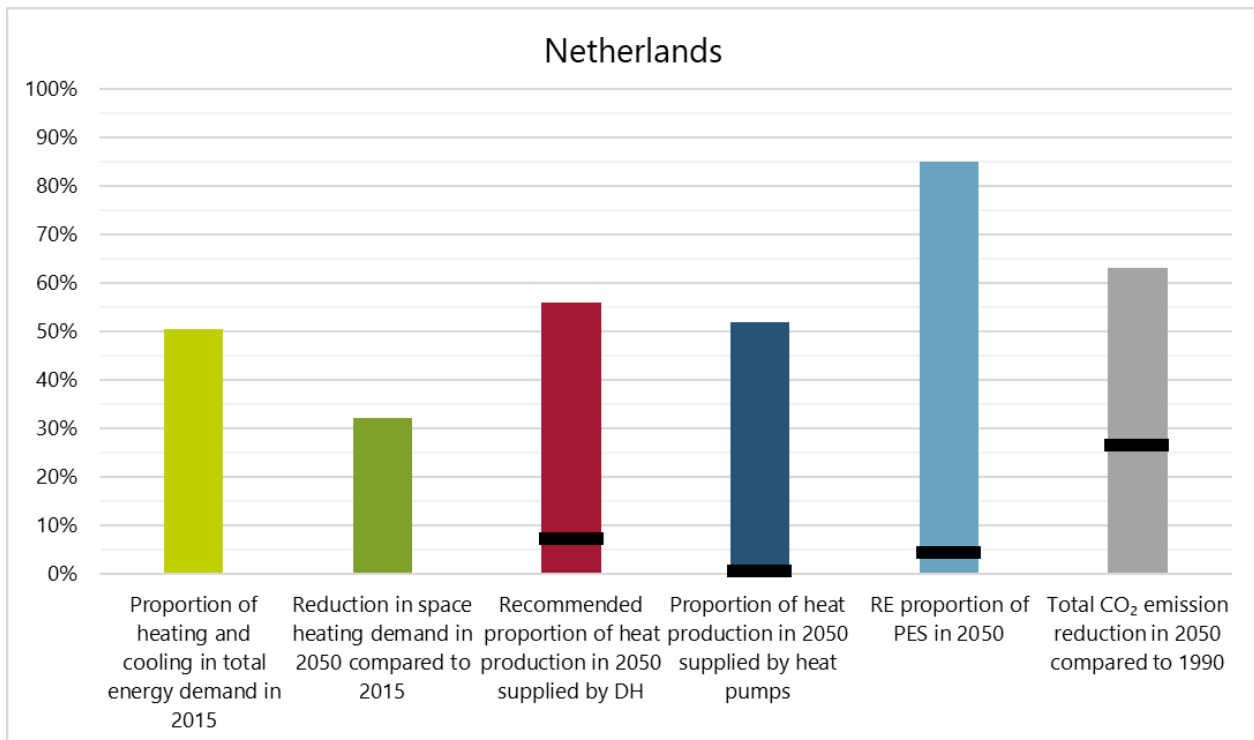


Figure 13. Overview of the heating and cooling sector in Netherlands and its anticipated changes according to the energy decarbonisation scenario modelled in Heat Roadmap Europe 2050. Where relevant, the 2015 reference value is indicated with a black horizontal line.

6.9.1. Energy savings

Half of the Netherlands' final energy demand is used for cooling and heating needs. Based on HRE 2050 it is recommended that the largest proportion which is space heating is reduced by approximately 32% until 2050.

Energy retrofiting should be considered in combination with the replacement of boilers with individual heat pumps. The most efficient heat pump systems are in new buildings and in those that have undergone deep renovation (though this is not necessarily a precondition for the heat pump).

6.9.2. Thermal networks

With the current only 7% share of heat production covered by district heating, it is recommended to focus specifically on thermal network investments to achieve an energy-efficient integrated cost-effective decarbonisation. A high up-front investment cost of the district heating infrastructure can

be mitigated by the use of various cheap low-carbon heat sources. A national strategy and corresponding political framework to convert the large amount of individual (typically gas) boilers to district heating is needed.

6.9.3. Low-carbon heat supply

The planned extensive investments in district heating should be coupled with a thermal storage and electricity-fuelled heat pumps to provide a system flexibility in the face of variable operation of renewables. The excess grid electricity could feed the heat pumps which then would store heat output in the integrated heat buffer storages. Netherlands have a great potential for heat pumps development as over 52% of overall heat production on 2050 can be supplied by this low-carbon technology.

The total RE share of primary energy supply in HRE 2050 for the Netherlands is 85%. Reaching “only” 63% CO₂ savings, compared to 1990 levels reflects a significant share of Dutch emissions from “non-energy” and other sectors such as agriculture. HRE 2050 assumes transport and non-H&C industry sectors as in a conventionally decarbonised scenario. Hence, the changes were made primarily in H&C and to a lesser degree the electricity sector [33]. With further integration of the sectors, higher levels of decarbonisation can be reached. When considering the category “energy and industry” by itself, the HRE 2050 scenario corresponds to a CO₂ reduction for The Netherlands of 81% compared to the 2050 baseline.

Details on the results of the Dutch H&C scenarios are described in the report:
Heat Roadmap Netherlands [33]

6.10. Poland

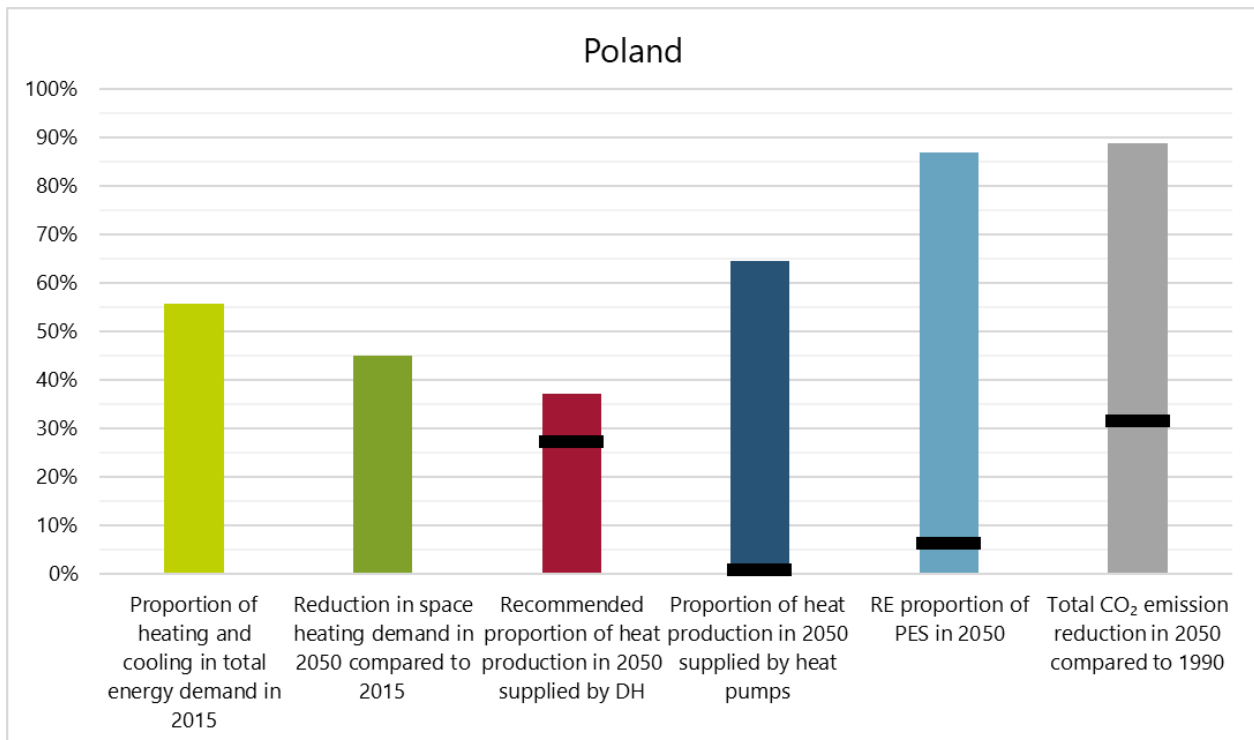


Figure 14. Overview of the heating and cooling sector in Poland and its anticipated changes according to the energy decarbonisation scenario modelled in Heat Roadmap Europe 2050. Where relevant, the 2015 reference value is indicated with a black horizontal line.

6.10.1. Energy savings

Poland has one of the highest shares of heating and cooling demand in the final energy demand when compared with the other HRE countries. Over a half of that energy volume is used for space heating in buildings and this is proposed to be reduced by over 45% in HRE 2050.

The cooling demand in Poland was estimated to increase nearly four times by 2050. This fact should draw attention of national policymakers towards building a coherent and integrated system methodology towards sustainable heating and cooling solutions.

6.10.2. Thermal networks

District heating supplies nearly one third of the total heat production in the country. For this topic, a future energy strategy should focus mainly on refurbishment of the existing infrastructure and increasing its efficiency.

A combination of heat demand reduction investments with modernisation of district heating systems can create an opportunity for incorporating low-carbon technologies. Excess heat from the industry and waste incineration, CHP, heat pumps, etc. used in district heating can provide a synergy between heating, cooling and electricity sector, and optimise a cost-effectiveness of the entire system.

6.10.3. Low-carbon heat supply

Poland has one of the largest potentials for heat supply by electric heat pumps among the HRE countries (65% of total heat production) which creates indicates an opportunity for implementing the technology to a much greater extent than today. This can include both individual ones in rural areas where thermal networks are not feasible, and in urban areas where they can make the use of low-temperature renewable and excess heat sources. National governments should ensure a transition of fossil-based, inefficient supply by requiring and supporting that local and regional authorities encourage and facilitate a collaboration between industries, planners, regulators, financial sector and technical experts to develop strategies and corresponding joint efforts towards decarbonising the H&C sector. The total RE share of primary energy supply in HRE 2050 for Poland is 87%.

Details on the results of the Polish H&C scenarios are described in the report:
Heat Roadmap Poland [34]

6.11. Romania

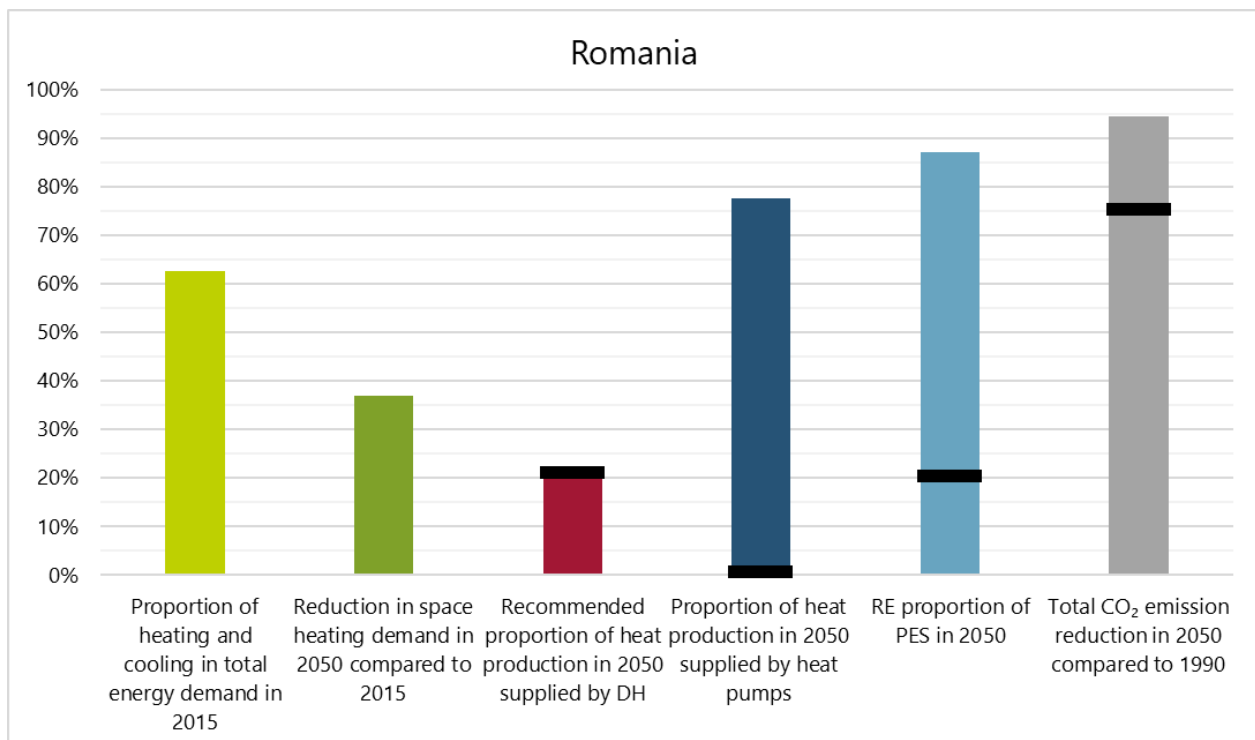


Figure 15. Overview of the heating and cooling sector in Romania and its anticipated changes according to the energy decarbonisation scenario modelled in Heat Roadmap Europe 2050. Where relevant, the 2015 reference value is indicated with a black horizontal line.

6.11.1. Energy savings

Romania has the highest share of H&C demand in the final energy demand compared with the other HRE countries exceeding 60%. Over a half of that energy volume is used for space heating in buildings and this should be reduced by nearly 40% until 2050. A focus should also be on improving a communication between stakeholders and educating craftsmen and end-consumers. Moreover, the cooling sector should capture more attention with the anticipated potential of tripling the current space cooling demand until 2050.

6.11.2. Thermal networks

According to HRE 2050 and country's objectives the thermal networks in Romania reached a suitable level. However, the further decarbonisation targets should be fulfilled by refurbishment of the existing heat networks, utilisation of the excess heat from the industrial sites and most importantly, by integration of large-capacity heat pumps.

6.11.3. Low-carbon heat supply

The highest potential for heat supply by electric heat pumps among the HRE countries is found in Romania in HRE 2050 (~78% of total heat production). This shows the big opportunity to implement the technology to a much greater extent. This can include both individual ones in rural areas where thermal networks are not feasible and in urban areas where they can make the use of low-temperature renewable and excess heat sources possible. The cost of future investments in low-carbon technologies needs to be balanced with energy efficiency improvement of buildings – on a practical level e.g. to shave heat demand peaks, and in general to realise the most cost-effective decarbonisation of the H&C sector. A large share of the decarbonisation compared to 1990 levels is already achieved by 2015, but more efforts are needed to decarbonise the H&C sector. Besides heat pumps applied in DH, large-scale solar thermal solutions could be an option for a feasible decarbonisation of DH [35]. The total RE share of primary energy supply in HRE 2050 for Romania is 87%.

Details on the results of the Romanian H&C scenarios are described in the report:
Heat Roadmap Romania [36]

6.12. Spain

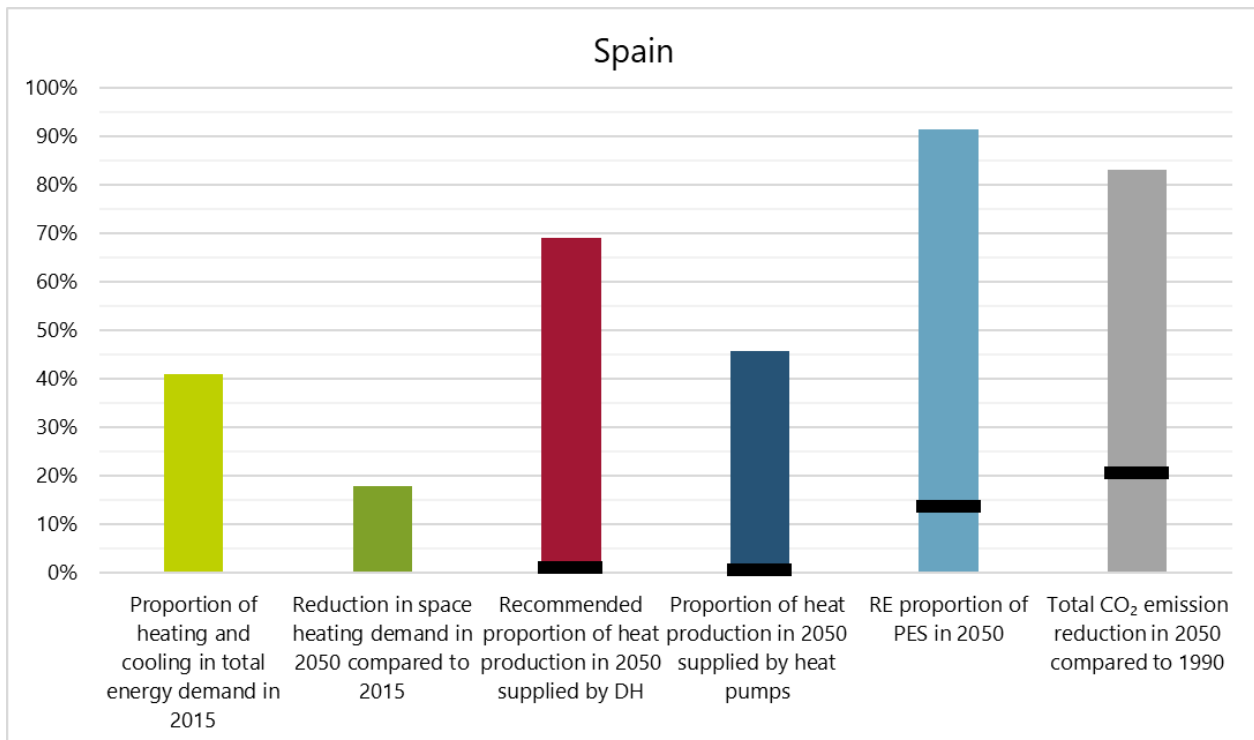


Figure 16. Overview of the heating and cooling sector in Spain and its anticipated changes according to the energy decarbonisation scenario modelled in Heat Roadmap Europe 2050. Where relevant, the 2015 reference value is indicated with a black horizontal line.

6.12.1. Energy savings

Consumption of cooling and heating in Spain comprises 41% of the country's final energy demand. Until 2050, the space heating demand is recommended to be reduced by circa 18% and this target triples the initial country's aim. This indicates that national authorities should set higher energy savings targets matching EU ambition level for 2050.

Implementation of energy efficiency measures on both, demand and supply-side aims to cost-effectively achieve the decarbonisation goals. Energy retrofitting and renewability of the energy supply side should be combined with the heat network development and replacement of boilers with individual heat pumps. Energy efficient buildings can shave peaks and improve the performance and feasibility of the entire district energy network. National policymakers shall focus on providing a coherent and integrated system methodology towards sustainable heating and cooling solutions.

6.12.2. Thermal networks

As indicated in Figure 16 Spain has the highest recommended district heating share in total heat production among all the 14 HRE countries. National policymakers should introduce adequate regulations to increase the market share of district heating significantly. With a very negligible share of district heating in the country's heating system, Spain should draw more attention to developing this while basing it on a low-carbon heat supply. Introducing or expanding thermal networks entails numerous benefits such as utilising and distributing excess heat, a flexibility of connecting to different and dispersed energy sources and with the use of integrated thermal storage and low-carbon resources, heat networks can create a synergy between heating, cooling and electricity sector.

A very high potential of direct excess heat supply from the industry sector, estimated at approximately 780 MW_{th} (which represent circa 8% of DH heat production) should find a priority in heat source mapping for district heating. The excess heat availability needs to be further investigated by region and align with the thermal networks development planning. Notice that this share only covers supply temperatures high enough for direct DH supply, whereas low-temperature excess heat utilised by means of heat pumps are categorised as heat pump-based production.

6.12.3. Low-carbon heat supply

Spain has a great potential of replacing local heat generation especially in rural areas with heat pumps. This low-carbon alternative technology could contribute to the overall energy efficiency and decarbonisation of heating and cooling systems. An estimated nearly 46% proportion of the final heat demand for the built environment can be supplied by electric heat pumps. National authorities should facilitate a collaboration between the industries including planners, regulators, finance and technical experts in order to encourage future investments. The total RE share of primary energy supply in HRE 2050 for Spain is 91%.

Details on the results of the Spanish H&C scenarios are described in the report:
Heat Roadmap Spain [37]

6.13. Sweden

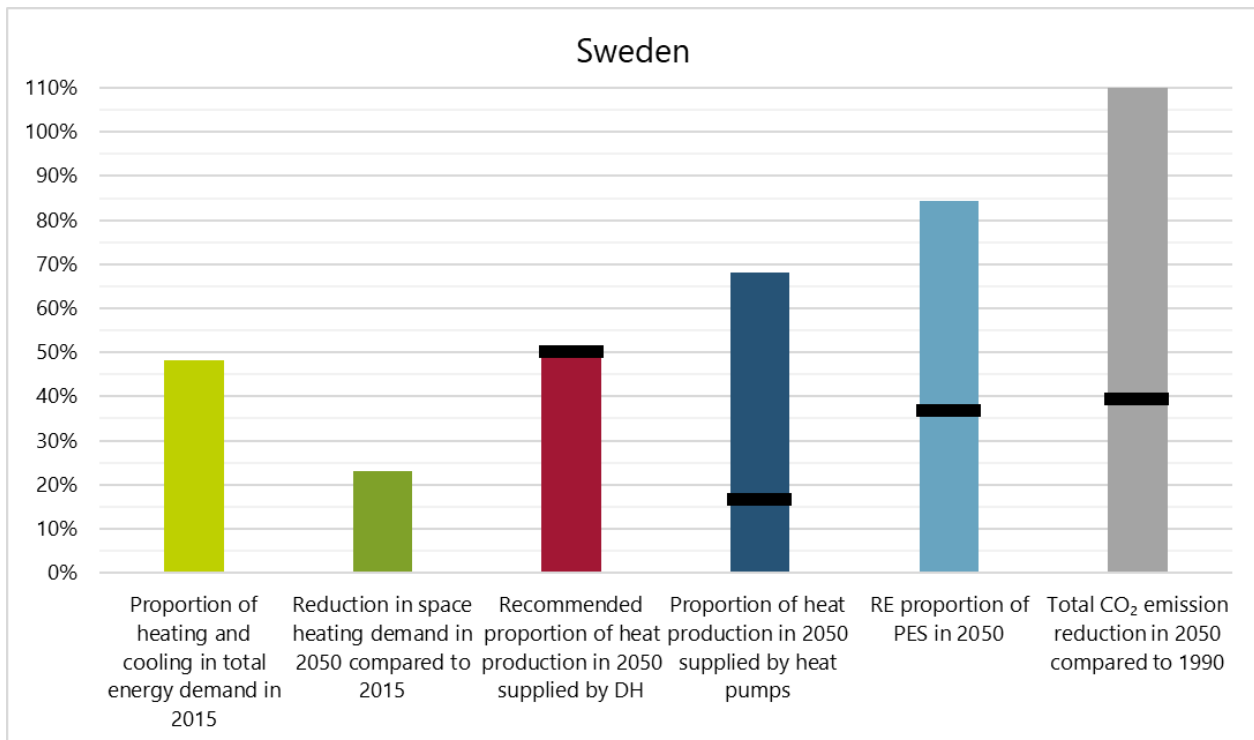


Figure 17. Overview of the heating and cooling sector in Sweden and its anticipated changes according to the energy decarbonisation scenario modelled in Heat Roadmap Europe 2050. Where relevant, the 2015 reference value is indicated with a black horizontal line.

6.13.1. Energy savings

Nearly half of Sweden's final energy demand is used for cooling and heating needs and its largest proportion which is space heating is in HRE 2050 reduced by circa 23%.

Only implementation of energy efficiency measures on both, demand and supply-side enable to cost-effectively achieve the decarbonisation goals. National policymakers should maintain a balance between both and promote an integrated approach in maximising energy savings.

6.13.2. Thermal networks

According to HRE 2050, the thermal networks in Sweden reached a suitable level. However, the further decarbonisation targets can be fulfilled by refurbishment of the existing heat networks, utilisation of the excess heat from the industrial sites and most importantly, by integration of large-capacity heat pumps which could cover more than a third of the district heating demand. Thermal

storages can prove crucial to link the heating, cooling and electricity sector thereby facilitating the balance of the electricity grid as well as to handle fluctuating local heat sources.

6.13.3. Low-carbon heat supply

Sweden still has a high potential for incorporating heat pumps (68% of total heat production) which could contribute to the overall energy efficiency and decarbonisation of heating and cooling systems. In particular, they are the more efficient alternative for gas boilers and electric heating in rural areas where district heating is not a financially viable solution.

Another important aspect for efficient heat pumps deployment is an accurate estimate of future energy supply needs. A range of future economic, political and social changes factors should be carefully considered by energy companies and planning authorities in performing the energy demand projection.

The carbon emission reduction target set in HRE 2050 compared to 1990 annual emissions was estimated at more than 100%. The reason for this ambiguous ambition lies in the calculation methodology of CO₂ which includes carbon sinks in non-energy sectors i.e. reductions related to land use, land-use change and forestry (LULUCF) as well as emissions from international maritime transport. The total RE share of primary energy supply in HRE 2050 for Sweden is 84%.

Details on the results of the Swedish H&C scenarios are described in the report:
Heat Roadmap Sweden [38]

6.14. United Kingdom

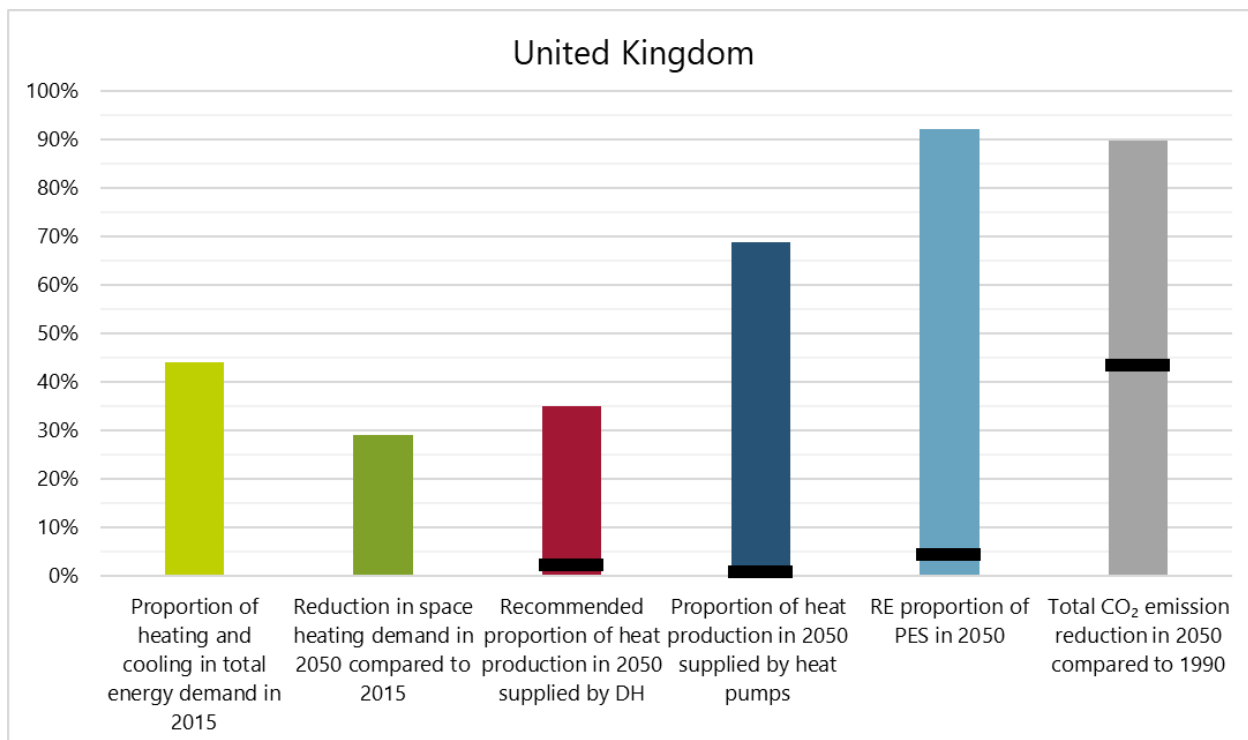


Figure 18. Overview of the heating and cooling sector in the United Kingdom and its anticipated changes according to the energy decarbonisation scenario modelled in Heat Roadmap Europe 2050. Where relevant, the 2015 reference value is indicated with a black horizontal line.

6.14.1. Energy savings

Nearly a 45% of United Kingdom's final energy needs is comprised by heat and cooling consumption. In HRE 2050 this is reduced significantly until 2050 with a drop of almost 30% in space heating demand.

National policymakers should maintain a balance between promoting a decarbonised energy *supply* and an integrated approach in maximising energy *savings*. Achieving an efficient infrastructure for heating and cooling is one of the major goals for the 2050 horizon and this should be supported by the government by building a coherent and integrated system methodology towards sustainable heating and cooling solutions.

6.14.2. Thermal networks

With the current only 2% share of district heating in the country's heating market, the decarbonisation targets can be achieved by focusing specifically on thermal network investments. Though it has been seen [13] that more than half of the demand is located in not very dense areas indicating typically individual detached single-family houses, still more than a third of the heat demand could be covered by district heating. A high investment cost of the district heating infrastructure can be mitigated by variety of identified low-cost heat sources²⁵ which can (only) be used in district heating networks. The optimisation of network sizes, accurate estimation of energy demand and an in-depth understanding of the built environment and industries. A stronger emphasis on the energy efficiency improvement of buildings could shave heat demand peaks which requires a spatial analyses and comprehensive investigation of existing energy systems.

6.14.3. Low-carbon heat supply

Recommended extensive investments in RE should be coupled with a thermal storage and electric heat pumps to provide a system flexibility in the face of variable operation of renewables. Heat pumps could be controlled preferably to operate in times of excess electricity which could then store heat in thermal storages. This applies both at individual level and in large scale for district heating though the latter holds an even bigger potential for cost-effectively supplying the required flexibility services needed in the electricity grid when integrating large shares of fluctuating renewables. United Kingdom has a great potential for heat pumps development as up to 69% of overall heat production on 2050 can be supplied by this low-carbon technology. The total RE share of primary energy supply in HRE 2050 for United Kingdom is 92%.

Details on the results of the British H&C scenarios are described in the report:
Heat Roadmap United Kingdom [39]

²⁵ See *Peta*.

7. Conclusion

When planning for a low-carbon future, it is evident, that the entire energy system must be taken into account to ensure that a decarbonisation focus in one place does not simply increase emissions somewhere else. The same level of consistency should be applied across all national policies – and possibly even sub-nationally, which should then be considered jointly with national targets – to ensure that these are in line with the Paris Agreement.

It is critical that various efforts are made simultaneously to remove the barriers hindering the energy transition in order to ensure that stakeholders successfully overcoming one barrier are not immediately thereafter blocked by others. Periodical reviews and – if necessary – changes should be formalised accordingly in those policies, administrative processes, etc. which either cause a particular barrier or could facilitate overcoming it. Carbon taxation and other direct or indirect incentives should be ensured to encourage the realisation of energy savings, the implementation of renewables and the use of efficient energy system infrastructure applications.

Investments in infrastructure to decrease fuel demand such as district H&C networks, heat pumps and energy savings should be promoted in terms of the following combined and complementary efforts:

- Raising awareness about relevant H&C solutions among policymakers, businesses and individuals and formulating a common narrative for all Europeans that the decarbonisation of our society is not only possible, but cost-effective and affordable with existing technologies available on the market today and can prove profitable for our local economies.
- Setting up frameworks to improve qualifications and the number of skilled professionals supporting decarbonisation solutions.
- Ensuring certainty (predictability) for investors, avoiding “stop-and-go” measures.
- Removing administrative barriers for stakeholders to establish district heating and cooling and use an increased share of renewables in H&C as well as recover excess heat²⁶.
- Requiring integrated energy planning and regular evaluation of status across all energy sectors and at all governmental levels.
- Improving feasibility of a sustainable energy system directly and indirectly by means of CO₂ taxation.
- All fossil fuel subsidies should be stopped immediately including also indirect support such as incentive schemes for gas and oil combustion boilers.
- Fossil fuel boilers should be phased out. Expiry dates should be set combined with banning the installation of fossil fuel boilers in new buildings. This should go hand in hand with

²⁶ The administrative process of selling low-grade excess heat in some cases require that the industry is approved to be considered an energy production company similar to a company owning a power plant.

stronger support for alternatives (e.g. renewables and sustainable excess heat) and thus potentially avoiding increased costs for end-consumers.

- Expiry dates for fossil fuel power production should be set to avoid investments in new (long-lasting) fossil-based capacity and provide certainty for the power industry to invest in sustainable solutions into the long-term.

If the HRE 2050 scenario would be implemented, it would result in the following short- to long-term benefits covering all levels of society:

- Lowered uncertainty of future fuel prices, thereby ensuring a more stable framework for energy-producing companies, consumers on different levels (households, services and industry) and (public) investors.
- Opening of the market for locally-based heat sources, thereby increasing the security of supply and local economic growth, while also making the countries more resilient to geopolitical changes.
- Creation of local jobs – both on a (sub-)country level and in terms of strengthening the competitiveness of European industries nationally and internationally.
- Reduction of the overall energy system cost compared to alternative decarbonisation scenarios.
- Improvement of living standards by ensuring better air quality (locally), while also reducing emissions (globally).

16

HRE4 shows how an energy system transition can facilitate the integration of at least 87% renewables in total. The HRE 2050 scenario does not hinder but rather enables the possibility of further RE implementation. Contributions from all energy sectors must support the implementation of such a cost-effective and socially acceptable pathway.

The responsibility of creating the framework which will facilitate the decarbonisation of the energy sector as a whole lies first and foremost with the decision- and policymakers at a national level. By achieving this, a country can better ready itself to embrace also increased demands caused by improved living standards and ensure a sustainable future for all inhabitants. However, this requires a stronger commitment and bolder actions in terms of truly ambitious energy and emission targets, and an intelligent choice of pathways accounting for all the demands of tomorrow – for this reason, HRE's national scenario Heat Roadmaps are key tools to facilitate more viable predictions and suitable solutions to address them.

A common understanding of national roadmaps to show the determination, providing effective incentives and ensuring stable framework conditions will no doubt boost energy infrastructure investments and speed up the energy transition process, thereby benefitting both businesses and

private citizens. National policymakers are therefore strongly urged to fully consider all the proven opportunities, tools and recommendations offered by HRE4 and act accordingly to make sure that each country contribute positively to European and global initiatives.

8. References

- [1] Paardekooper S, Lund RS, Mathiesen BV, Chang MP et. al. Heat Roadmap Europe 4 : Quantifying the Impact of Low-Carbon Heating and Cooling Roadmaps. Heat Roadmap Europe Deliverable 6.4; 2018.
- [2] The Paris Agreement adopted through the United Nations Framework Convention on Climate Change Decision 1/CP.21, <https://unfccc.int/resource/docs/2015/cop21/eng/10a01.pdf> (accessed 01-11-2018).
- [3] Energy Efficiency Directive – COM/2016/0761 final – 2016/0376 (COD) amending Directive 2012/27/EU.
- [4] EU Emissions Trading System – Directive (EU) 2018/410 of 14 March 2018.
- [5] Trier D, Sørensen SS. Guidelines for the Energy System Transition – Recommendations for Local and Regional Policymakers. Heat Roadmap Europe Deliverable 7.17-L; 2018.
- [6] Drisse MNB et. al. Air Pollution and Child Health – Prescribing Clean Air. World Health Organization 2018.
- [7] Grooten M, Almond REA. Living Planet Report – 2018: Aiming Higher. WWF 2018.
- [8] Nijs W, Castelló PR, González IH, Stiff G. Baseline scenario of the total energy system up to 2050. Heat Roadmap Europe Deliverable 5.4; 2017.
- [9] Lund R, Paardekooper S, Mathiesen BV. Hourly energy system models for each of the 14 MSs for the business-as-usual scenario. Heat Roadmap Europe Deliverable 5.3; 2017.
- [10] Harmsen R, Reiter U, Palacios A, Fleiter T, Stiff G, Rothballer C. Cost-curve guide for lead-users. Heat Roadmap Europe Deliverable 4.4; 2018.
- [11] Harmsen R, van Zuijlen B, Manz P, Fleiter T, Elstrand R, Reiter U, et al. Cost-curves for heating and cooling demand reduction in the built environment and industry. Heat Roadmap Europe Deliverable 4.2 & 4.3; 2018.
- [12] Persson U, Möller B, Wiechers E, Rothballer C. Maps manual for lead users. Heat Roadmap Europe Deliverable 2.4; 2017
- [13] Persson U. Methodologies and assumptions used in the mapping. Heat Roadmap Europe Deliverable 2.3; revised 2018.
- [14] Fleiter T, Elstrand R, Rehfeldt M, Steinbach J, Reiter U, Catenazzi G, et al. Profile of heating and cooling demand in 2015. Heat Roadmap Europe Deliverable 3.1; 2017.

- [15] Fleiter T, Elsland R, Herbst A, Manz P, Popovski E, Rehfeldt M, et al. Baseline scenario of the heating and cooling demand in buildings and industry in the 14 MSs until 2050. Heat Roadmap Europe Deliverable 3.3 & 3.4; 2017.
- [16] Fleiter T, Stif G, Reiter U. FORECAST Guide for lead-users. Heat Roadmap Europe Deliverable 3.5; 2017.
- [17] Connolly D, Lund H, Mathiesen BV. Smart Energy Europe: The technical and economic impact of one potential 100% renewable energy scenario for the European Union. *Renew Sustain Energy Rev* 2016;60:1634-53.
- [18] Dittmann F, Rivière P, Stabat P. Space cooling technology in Europe. Heat Roadmap Europe Deliverable 3.2; 2017.
- [19] CE Raptis, MTH van Vliet, S Pfister. Global thermal pollution of rivers from thermoelectric power plants, 2016. iopscience.iop.org/article/10.1088/1748-9326/11/10/104011/meta (accessed 23-11-2018).
- [20] Trier D, Kowalska M. Business Cases and Business Strategies to Encourage Market Uptake. Heat Roadmap Europe Deliverable 7.16; 2018.
- [21] Persson U, Möller B, Wiechers E, Grundahl L. Map of the heat synergy regions and the cost to expand district heating and cooling in all 14 MS. Heat Roadmap Europe Deliverable 2.2; 2017.
- [22] Möller B, Persson U. Updated Peta atlas for each MS with the final level of district heating recommended in WP6. Heat Roadmap Europe Deliverable 6.5; 2018.
- [23] European Heat Pump Association, Heat Pump City of the Year 2017. www.ehpa.org/projects/heat-pump-city-of-the-year/heat-pump-city-of-the-year-2017 (accessed 20/11 2018).
- [24] Paardekooper S, Lund RS, Mathiesen BV, Chang MP et. al. Heat Roadmap Austria : Quantifying the Impact of Low-Carbon Heating and Cooling Roadmaps. Heat Roadmap Europe Deliverable 6.4; 2018.
- [25] Eurostat. Electricity prices for household consumers, second half 2017. ec.europa.eu/eurostat/statistics-explained/index.php/Electricity_price_statistics#Electricity_prices_for_household_consumers (accessed 20/11 2018).

- [26] Paardekooper S, Lund RS, Mathiesen BV, Chang MP et. al. Heat Roadmap Belgium : Quantifying the Impact of Low-Carbon Heating and Cooling Roadmaps. Heat Roadmap Europe Deliverable 6.4; 2018.
- [27] Paardekooper S, Lund RS, Mathiesen BV, Chang MP et. al. Heat Roadmap Czech Republic : Quantifying the Impact of Low-Carbon Heating and Cooling Roadmaps. Heat Roadmap Europe Deliverable 6.4; 2018.
- [28] Paardekooper S, Lund RS, Mathiesen BV, Chang MP et. al. Heat Roadmap Finland : Quantifying the Impact of Low-Carbon Heating and Cooling Roadmaps. Heat Roadmap Europe Deliverable 6.4; 2018.
- [29] Paardekooper S, Lund RS, Mathiesen BV, Chang MP et. al. Heat Roadmap France : Quantifying the Impact of Low-Carbon Heating and Cooling Roadmaps. Heat Roadmap Europe Deliverable 6.4; 2018.
- [30] Paardekooper S, Lund RS, Mathiesen BV, Chang MP et. al. Heat Roadmap Germany: Quantifying the Impact of Low-Carbon Heating and Cooling Roadmaps. Heat Roadmap Europe Deliverable 6.4; 2018.
- [31] Paardekooper S, Lund RS, Mathiesen BV, Chang MP et. al. Heat Roadmap Hungary : Quantifying the Impact of Low-Carbon Heating and Cooling Roadmaps. Heat Roadmap Europe Deliverable 6.4; 2018.
- [32] Paardekooper S, Lund RS, Mathiesen BV, Chang MP et. al. Heat Roadmap Italy : Quantifying the Impact of Low-Carbon Heating and Cooling Roadmaps. Heat Roadmap Europe Deliverable 6.4; 2018.
- [33] Paardekooper S, Lund RS, Mathiesen BV, Chang MP et. al. Heat Roadmap Netherlands : Quantifying the Impact of Low-Carbon Heating and Cooling Roadmaps. Heat Roadmap Europe Deliverable 6.4; 2018.
- [34] Paardekooper S, Lund RS, Mathiesen BV, Chang MP et. al. Heat Roadmap Poland : Quantifying the Impact of Low-Carbon Heating and Cooling Roadmaps. Heat Roadmap Europe Deliverable 6.4; 2018.
- [35] Trier D, Bava F, Skov CK, Sørensen SS. Solar District Heating Trends and Possibilities – Subtask B report of IEA SHC Task 52. 2018.
- [36] Paardekooper S, Lund RS, Mathiesen BV, Chang MP et. al. Heat Roadmap Romania : Quantifying the Impact of Low-Carbon Heating and Cooling Roadmaps. Heat Roadmap Europe Deliverable 6.4; 2018.

- [37] Paardekooper S, Lund RS, Mathiesen BV, Chang MP et. al. Heat Roadmap Spain : Quantifying the Impact of Low-Carbon Heating and Cooling Roadmaps. Heat Roadmap Europe Deliverable 6.4; 2018.
- [38] Paardekooper S, Lund RS, Mathiesen BV, Chang MP et. al. Heat Roadmap Sweden : Quantifying the Impact of Low-Carbon Heating and Cooling Roadmaps. Heat Roadmap Europe Deliverable 6.4; 2018.
- [39] Paardekooper S, Lund RS, Mathiesen BV, Chang MP et. al. Heat Roadmap United Kingdom : Quantifying the Impact of Low-Carbon Heating and Cooling Roadmaps. Heat Roadmap Europe Deliverable 6.4; 2018.

9. Abbreviations

BL:	Baseline (scenario)
CAPEX:	Capital expenditures
CHP	Combined heat and power
CO ₂	Carbon dioxide
COP:	Coefficient of performance
DC:	District cooling
DH:	District heating
DSO:	Distribution system operator
EE:	Energy efficiency
EED:	Energy Efficiency Directive
EPBD:	Energy Performance of Buildings Directive
EU:	European Union
EU ETS:	European Union Emissions Trading System
GWP:	Global warming potential (factor)
H&C:	Heating and cooling
HP:	Heat pump(s)
HRE:	Heat Roadmap Europe project series starting in 2012
HRE 2050:	Heat Roadmap Scenario for 2050
HRE4	Heat Roadmap Europe 4 (H2020-EE-2015-3-MarketUptake)
ICT:	Information and communications technology
MEP:	Member of the European Parliament
MS:	Member State(s) of the European Union
MSR:	Market Stability Reserve (of the EU ETS)
OPEX:	Operational expenditures
Peta:	Pan-European Thermal Atlas
PEF:	Primary energy factor
PES:	Primary energy supply
PV:	Photovoltaics
RE:	Renewable energy
RES:	Renewable energy sources
RED:	Renewable Energy Directive
UK:	United Kingdom
VRE:	Variable renewable energy