



AALBORG UNIVERSITY
DENMARK

Aalborg Universitet

On the Effect of Clamping Pressure and Methods on the Current Distribution of a Proton Exchange Membrane Water Electrolyzer

Al Shakhshir, Saher; Zhou, Fan; Kær, Søren Knudsen

Publication date:
2018

Document Version
Publisher's PDF, also known as Version of record

[Link to publication from Aalborg University](#)

Citation for published version (APA):
Al Shakhshir, S., Zhou, F., & Kær, S. K. (2018). *On the Effect of Clamping Pressure and Methods on the Current Distribution of a Proton Exchange Membrane Water Electrolyzer*. 1. Poster presented at 233rd ECS Meeting, Seattle, United States.

General rights

Copyright and moral rights for the publications made accessible in the public portal are retained by the authors and/or other copyright owners and it is a condition of accessing publications that users recognise and abide by the legal requirements associated with these rights.

- ? Users may download and print one copy of any publication from the public portal for the purpose of private study or research.
- ? You may not further distribute the material or use it for any profit-making activity or commercial gain
- ? You may freely distribute the URL identifying the publication in the public portal ?

Take down policy

If you believe that this document breaches copyright please contact us at vbn@aub.aau.dk providing details, and we will remove access to the work immediately and investigate your claim.

On the Effect of Clamping Pressure and Methods on the Current Distribution of a Proton Exchange Membrane Water Electrolyzer

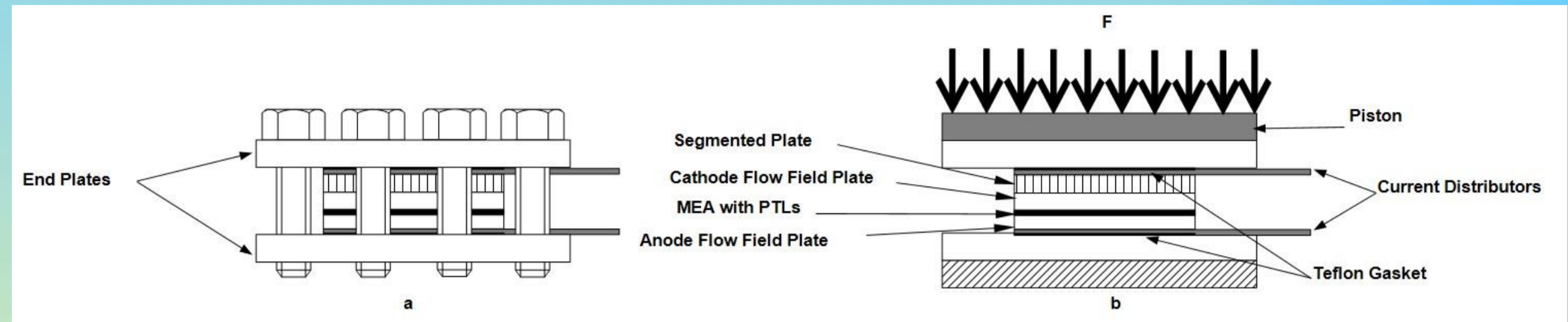
ECS-233 meeting (I04-1814)

Saher Al Shakhshir, Fan Zhou & Søren Knudsen Kær

Department of Energy Technology, Aalborg University, Aalborg, Denmark

SAS@ET.AAU.DK

- Producing hydrogen using renewable energy sources :
 - Reduces the CO₂ footprint , and
 - Improves energy security.
- PEMWE is considered a good candidate to produce hydrogen from renewable energy sources.
- Technical challenges such as cost, reliability, and durability slowing down the widespread of PEMWE commercialization.
- Thus, a better understanding of the PEMWE electrochemical reaction degradation is required.
- The local current distribution (LCD) measurements is one of an operando and in-situ experimental characterization technique that can help for a better understanding for electro chemical reaction degradation at the coated catalyst layer of the PEM.
- In this work, LCD is measured at the cathode side of 50 cm² PEMWE cell at different clamping pressures and methods:
 - Bolting the cell with 8 bolts around the active area, and
 - Compressing the overall area of the end plate using pneumatic



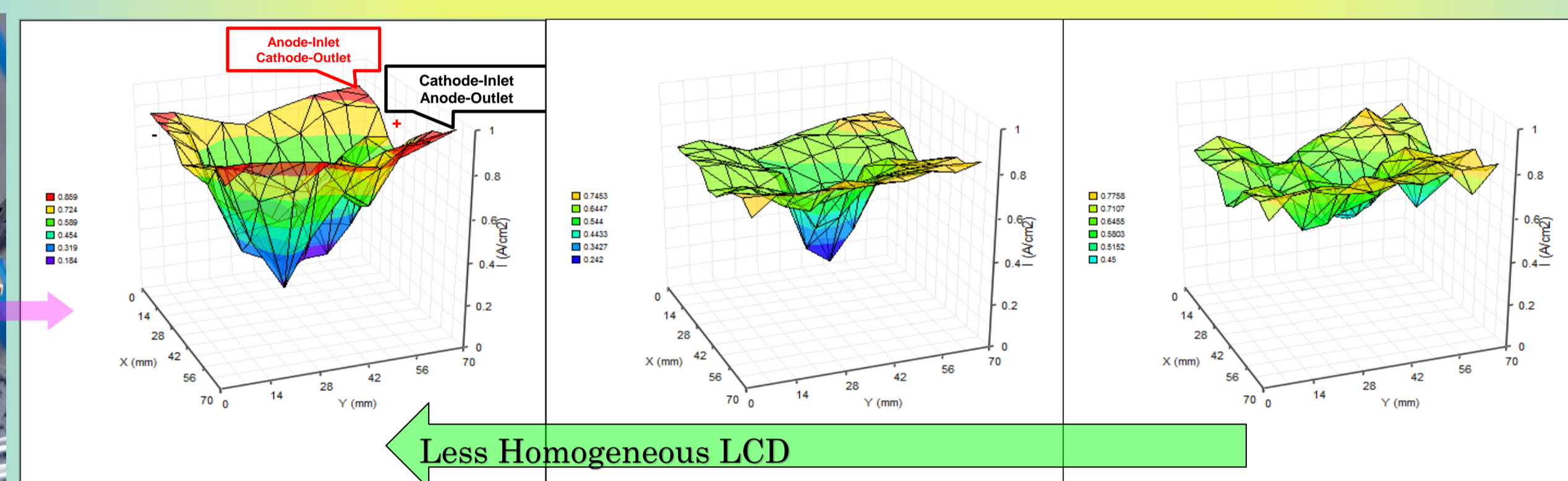
Front view of the PEMWE single cell clamped by: a) symmetrical 8 bolts around the active area, and b) uniform compression pressure on the whole area of the end plate (drawings are out of scale).

$$F_c = \frac{N \times \tau}{C \times D} \quad P_c = \frac{F_c}{A_c}$$

F_c is clamping force,
 A_c is active area,
 N is the number of bolts,
 τ is the applied torque (inch-pounds),
 C is the friction coefficient (0.2 for steel bolts),
 D is the nominal bolt diameter (inch).




Bolted PEMWE Cell



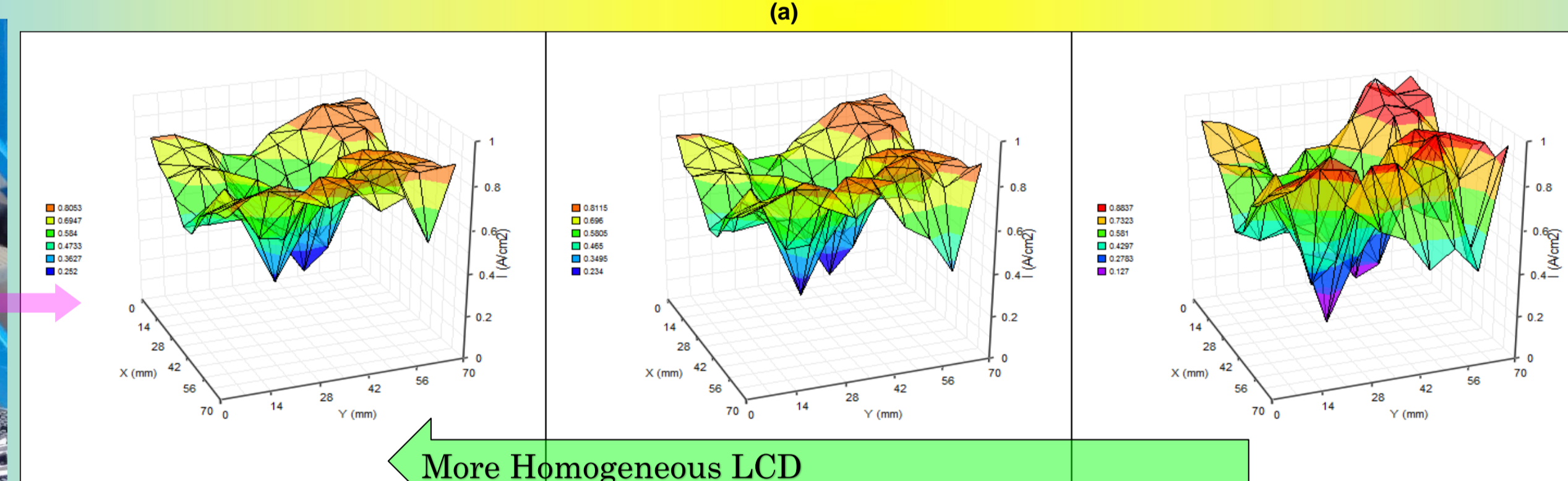
3.5 NM

2.5 NM

1.5 NM



Pneumatically Compressed PEMWE Cell



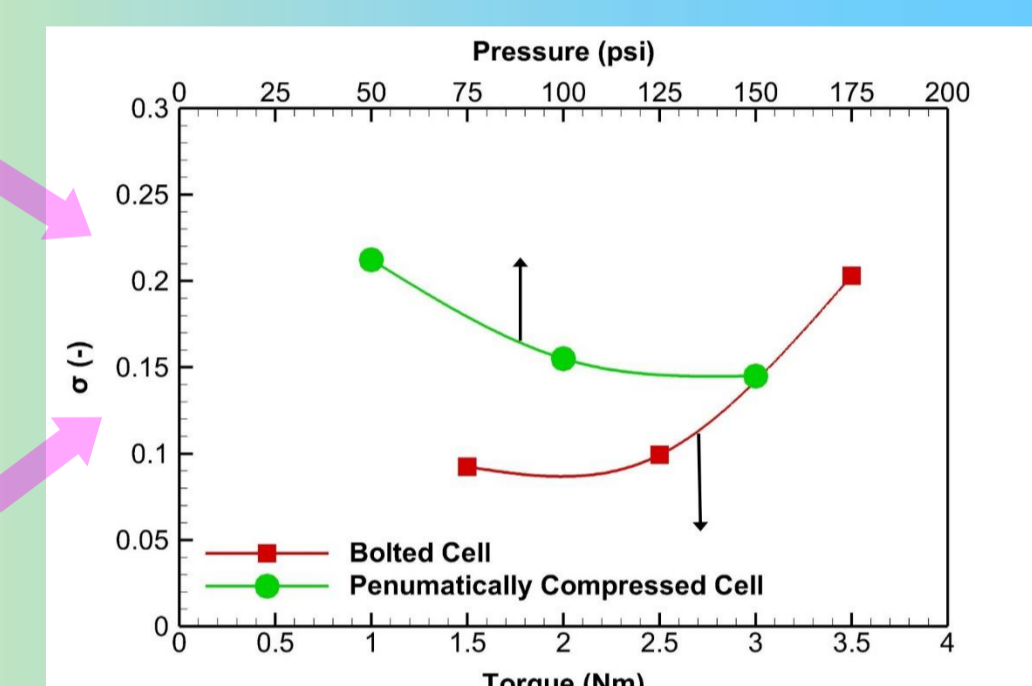
150 psi

100 psi

50 psi

Measured LCD of PEMWE cell a) bolted with 1.5, 2.5, and 3.5 Nm and b) pneumatically compressed with 50, 100, and 150 psi, at 70 ° C, 70 A, and atmospheric pressure.

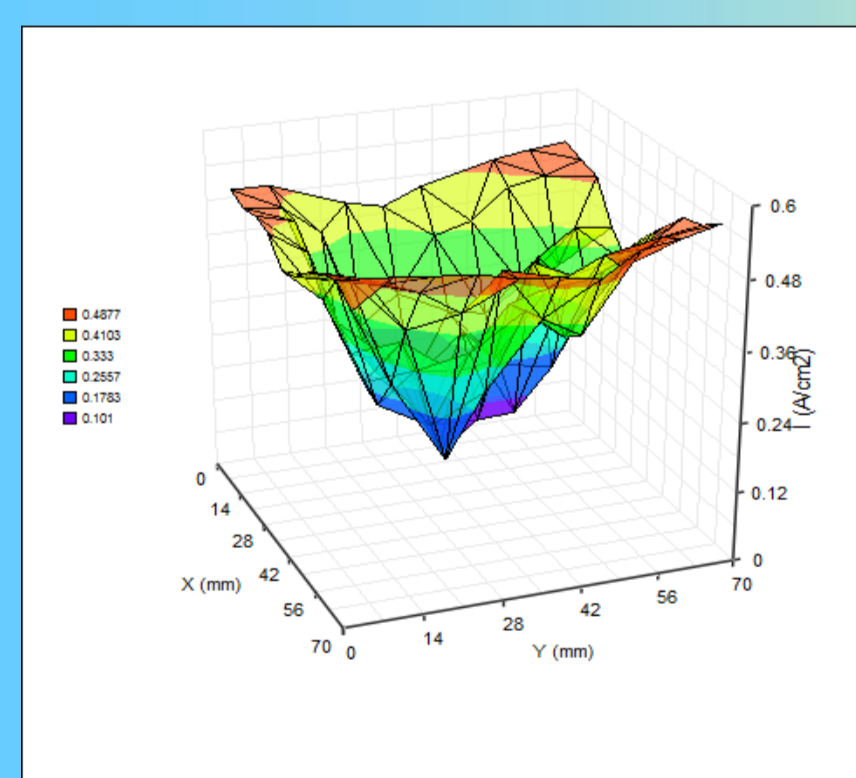
- A single-square PEMWE cell with 50 cm² active area was built in house.
- Similar titanium porous transport layers were used on both sides of the MEA.
- S++® Current Scan Lin was used to measure the LCD at the cathode side.



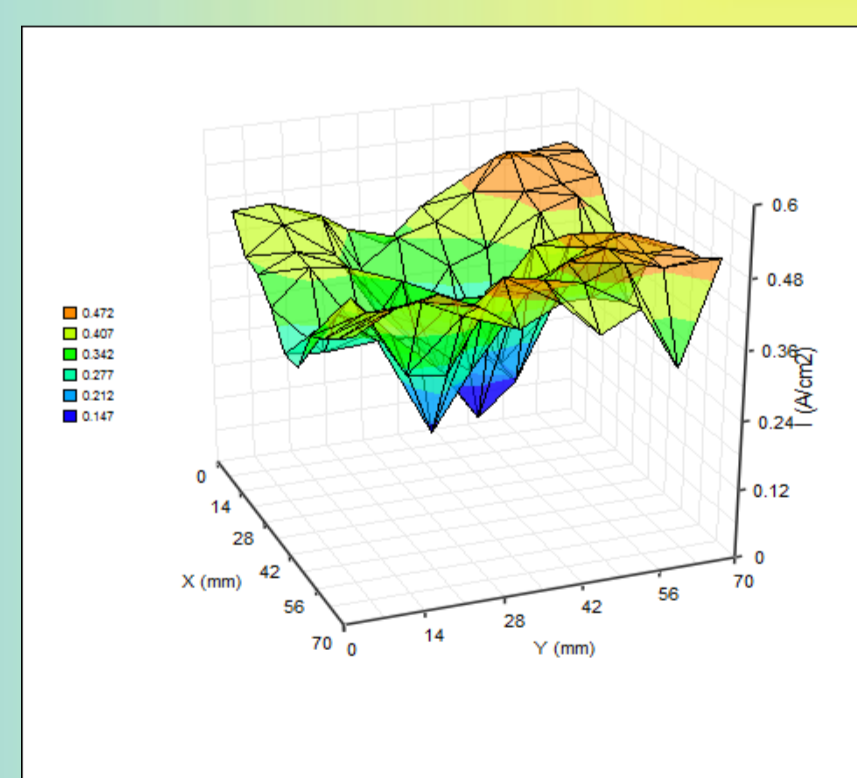
Calculated standard deviation at different clamping pressure and methods and 70 °C.

Experimental Conditions for Measuring the Polarization Curve and LCD.

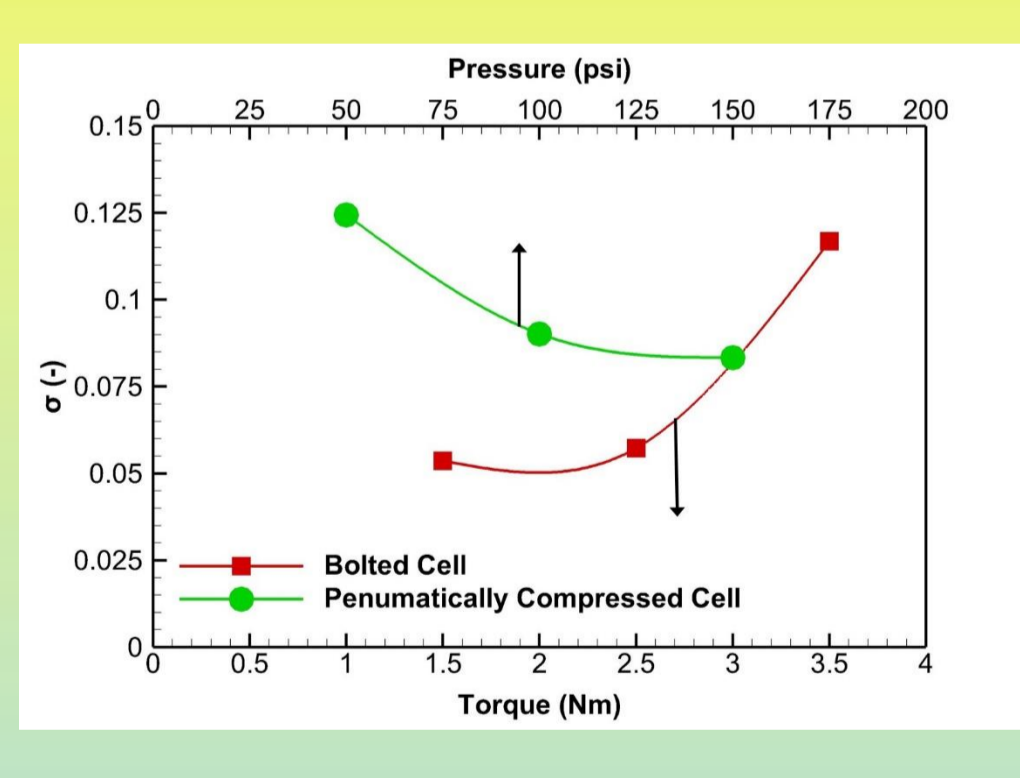
| Description | Value |
|---------------------------------------------------------|---------------|
| DI-Water inlet temperature for Anode and Cathode, T(°C) | 70 |
| Working Pressure (atm) | 1 |
| DI-Water flow rate (mlpm) | 200 |
| Clamping Pressure (psi) | 50, 100, 150 |
| Clamping Torque (Nm) | 1.5, 2.5, 3.5 |
| PEMWE cell temperature T(°C) | 70 |
| I, V measuring frequency (Hz) | 0.5 |
| Steady state time (min) | 20 |
| LCD Measurement Time for 100 Segments (s) | 0.5 |



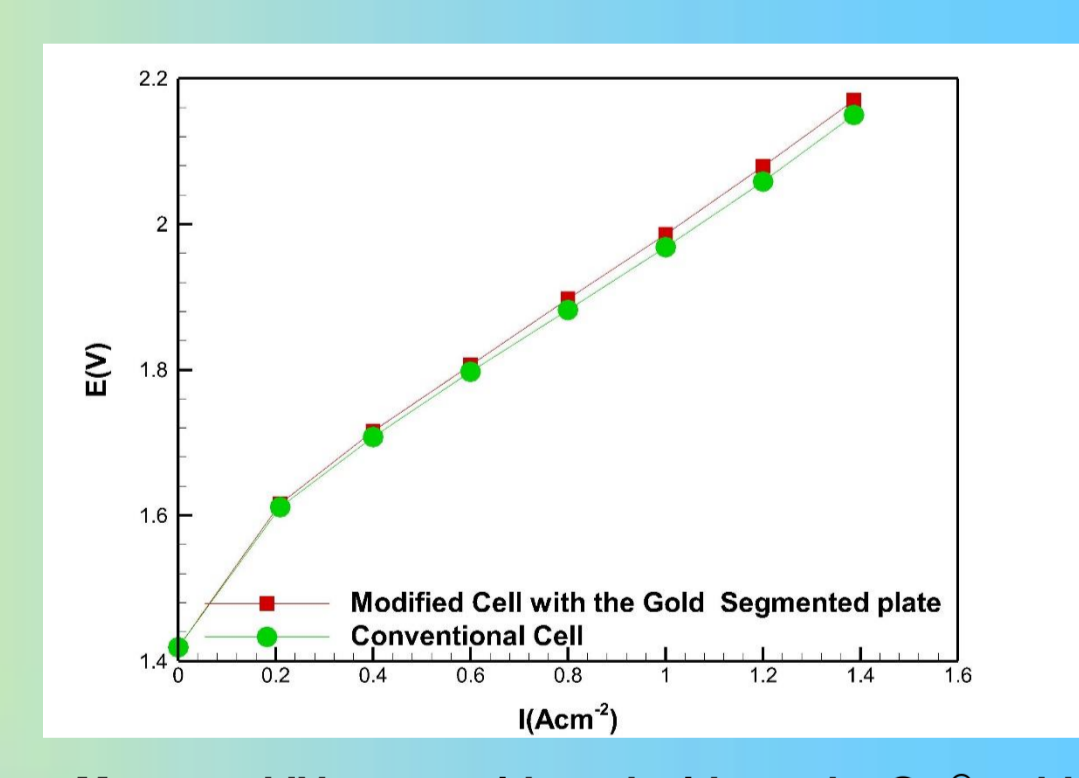
3.5 Nm, 40 A



150 psi, 40 A

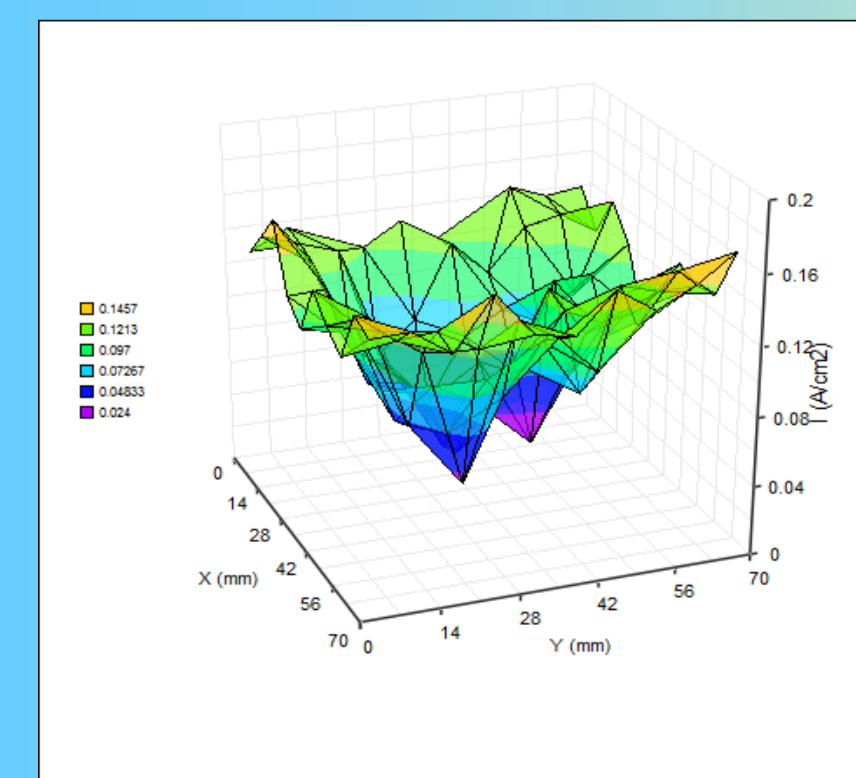


40 A

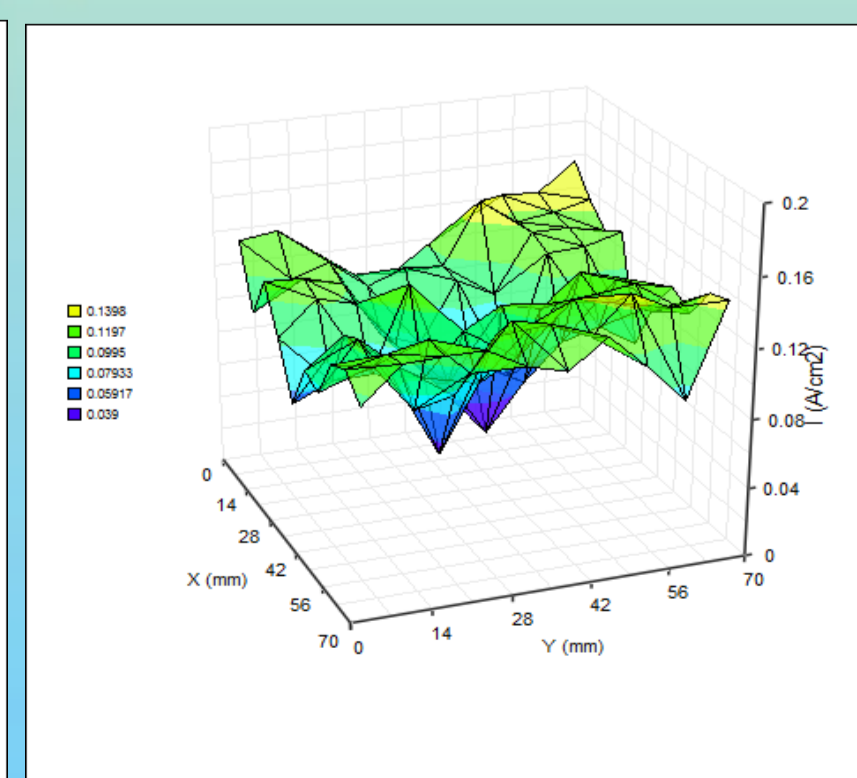


Measured IV curve with and without the S++® gold plated segmented plate at 70 ° C, atmospheric pressure, and 3.5 Nm compression torque

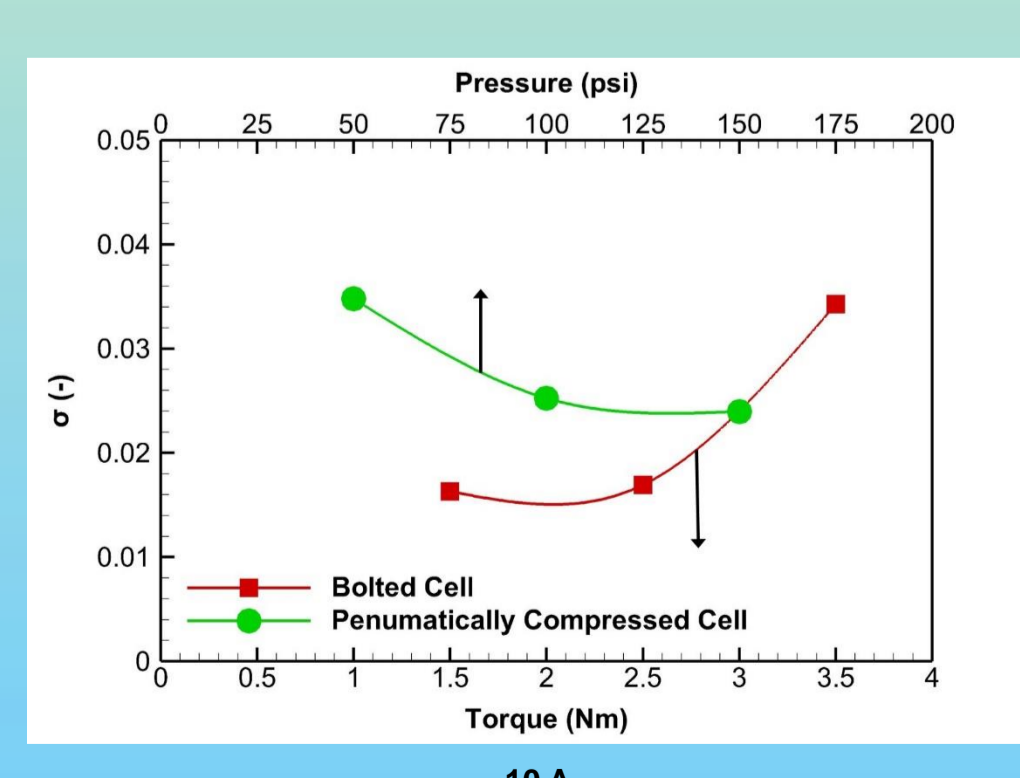
Measured LCD and calculated standard deviation at 40 A for the bolted cell at 3.5 Nm and for the pneumatically compressed cell at 150 psi.



3.5 Nm, 10 A



150 psi, 10 A



10 A

Measured LCD and calculated standard deviation at 10 A for the bolted cell at 3.5 Nm and for the pneumatically compressed cell at 150 psi.

- In this work, the effect of the amount of clamping pressure and methods on local current distribution (LCD) of the square single 50 cm² PEMWE cell has been in-situ and operando experimentally demonstrated at different current densities.
- The bolted cell has shown more heterogeneous LCD and the heterogeneity increases with increasing the clamping torque.
- Meanwhile, more homogeneous LCD for the pneumatically compressed cell and the homogeneity of LCD increases with increasing the clamping pressure.
- The bolted cell has shown lower LCD values in the middle and higher values on the perimeter of the cell. Meanwhile, the more homogeneous LCD in the pneumatically compressed cell.
- Despite the fact that, the bolted cell has higher performance at the highest torque. The degradation rate of the electrochemical reaction might be higher due to heterogeneous LCD. On the other hand, the pneumatically compressed cell has shown more homogenous LCD at the highest applied pressure. Thus, highest performance with the lower electrochemical degradation rate can be obtained.