



AALBORG UNIVERSITY
DENMARK

Aalborg Universitet

Datasprints as a method for Controversy Mapping

Jensen, Torben Elgaard; Munk, Anders Kristian; Bach, Daniel; Israelsson, Pelle

Publication date:
2017

[Link to publication from Aalborg University](#)

Citation for published version (APA):

Jensen, T. E., Munk, A. K., Bach, D., & Israelsson, P. (2017). *Datasprints as a method for Controversy Mapping*. Poster presented at DigHumLab Conference 2017, København, Denmark.


General rights

Copyright and moral rights for the publications made accessible in the public portal are retained by the authors and/or other copyright owners and it is a condition of accessing publications that users recognise and abide by the legal requirements associated with these rights.


- ? Users may download and print one copy of any publication from the public portal for the purpose of private study or research.
- ? You may not further distribute the material or use it for any profit-making activity or commercial gain
- ? You may freely distribute the URL identifying the publication in the public portal ?

Take down policy

If you believe that this document breaches copyright please contact us at vbn@aub.aau.dk providing details, and we will remove access to the work immediately and investigate your claim.



DATASPRINTS AS A METHOD FOR CONTROVERSY MAPPING



Torben Elgaard Jensen, Professor in Techno-Anthropology
Anders Kristian Munk, Associate Professor in Techno-Anthropology, Director of TANTlab
Daniel Bach, Techno-Anthropology Master's student
Pelle Annfeldt Israelsson, Techno-Anthropology Master's student

(tej@learning.aau.dk)
(akm@learning.aau.dk)
(dbach13@student.aau.dk)
(pisrae13@student.aau.dk)

INTRODUCTION

A datasprint is an intensive 3-5 day workshop that brings together humanistic researchers, data experts, and stakeholders from a selected field. Together, the participants visualize and analyse a collection of data sets, which have been prepared before the datasprint.


In the beginning of a datasprint, stakeholders present their understandings and views of the field in question. Following this, the workshop participants explore how the prepared data may shed new light on the field.

The final products of a datasprint are prototypes of analyses or digital products that forms the basis for future collaboration between the partners.

Since 2015, DIGHULAB has sponsored a special interest group in controversy mapping. Datasprints have proved to be a very productive format for controversy making and for creating dialogue and joint projects between humanistic researchers and external collaborators.



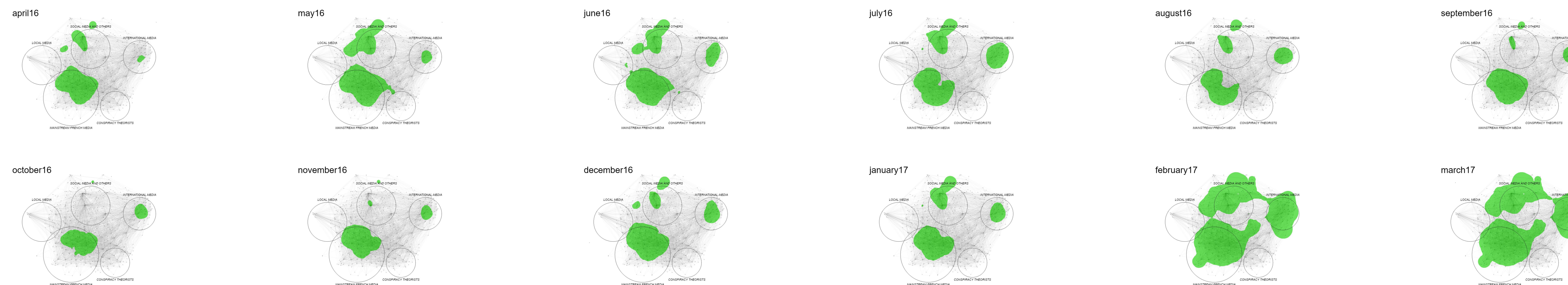
AALBORG UNIVERSITY



UNIVERSITY OF COPENHAGEN



AARHUS UNIVERSITY



An overview of the life of a specific fake news story, concerning the then French presidential candidate Emmanuel Macron alleged homosexuality, in the French mediascape. The story had little reach, until it was reposted as Russian propaganda in late January and gains considerable reach when being debunked over and over again by the French media.



METHOD

Data sprints are about doing things together. Fast.

STEP 0 - PREPARE THE SPRINT
Invite issue experts, data scientists, humanistic researchers to a joint workshop. Harvest and prepare a collection of data sets.

STEP1- GRASP THE ISSUES
Issue experts present their insights into the field and its current problems.

STEP 2 - EXPLORE THE DATA TOGETHER
Visualize, explore and discuss what questions can be asked of the data

STEP 3 - FEEDBACK AND ITERATE
Present preliminary results and solicit feedback from selected issue experts

STEP 4 - BUILD PROTOTYPES
Present prototypes of analyses or digital products to all participants

STEP 5 - DEVELOP FUTURE COLLABORATIONS
Create contacts and plan joint development work

Data sprints bring people with different resources together to create a data centered project prototype in a short amount of time. So called "Issue experts" provide domain specific expertise and are assisted by digital methods researchers, who provide tool-specific knowledge in creating different visualisations of digital data.

Working together offers researchers a space where new questions can be asked and new understandings can arise.



REFERENCES

Data-Sprinting: A Public Approach to Digital Research. /Munk, Anders Kristian; Venturini, Tommaso; Meunier, Axel. Handbook of Interdisciplinary Research Methods. ed. / Celia Lury; Patricia Clough; Una Chung; Rachel Fensham; Sybille Lammes; Angela Last; Mike Michael; Emma Uprichard. Routledge, 2017.

Digitale metoder. / Birkbak, Andreas; Munk, Anders Kristian. 1. ed. København : Hans Reitzel, 2017. 200 p.

Field Guide to Fake News. / Bounegru, L., Gray, J., Venturini, T., & Mauri, M. (2017). Public Data Lab. <https://fakenews.publicdatalab.org/download/SAMPLE-field-guide-to-fake-news.pdf>.

Five Provocations about Fake News. / Bounegru, L., Abildgaard, M., Birkbak, A., Gray, J., Jacomy, M., Elgaard Jensen, T., Madsen, A.K., Munk, A.K.

Datasprints: Doing Things Together. Fast. / Techno-Anthropology Lab. <https://vimeo.com/148249099>

For more information, see:
<http://www.tantlab.aau.dk>

Copenhagen University,
Governing Obesity

SPRINT 2015
OBESITY



SPRINT 2015
EPIDEMICS



SPRINT 2016
FINE ARTS



SPRINT 2017
FAKE NEWS



SPRINT 2017
VACCINES