

Predictions of input pinion floating on concentric face gear transmission static load sharing

Si Li¹, Zhengminqing Li², Xin Tang³, Wenlin Zhu⁴, Meijun Liao⁵

^{1,2}National Key Laboratory of Science and Technology on Helicopter Transmission, Nanjing University of Aeronautics and Astronautics, Nanjing, 210016, China

^{3,4,5}Science and Technology on Helicopter Transmission Laboratory, AECC Hunan Aviation Powerplant Research Institute, Zhuzhou, 412002, China

²Corresponding author

E-mail: ¹lisi@nuaa.edu.cn, ²lzmq_cmee@nuaa.edu.cn, ³tangx4711@163.com,

⁴Zhuwenling12411@163.com, ⁵109713824@qq.com

Received 12 September 2019; accepted 26 September 2019

DOI <https://doi.org/10.21595/vp.2019.21010>



Copyright © 2019 Si Li, et al. This is an open access article distributed under the Creative Commons Attribution License, which permits unrestricted use, distribution, and reproduction in any medium, provided the original work is properly cited.

Abstract. A static load sharing analysis model of concentric face gear transmission associated with the input pinion floating is constructed, and the calculation method of static load sharing is proposed. The influence of the input pinion floating on static load sharing is predicted. The results show the input pinion floating stiffness reduction could benefit for the concentric face gear transmission static load sharing.

Keywords: concentric face gear transmission, input pinion floating, static load sharing.

1. Introduction

The concentric face gear transmission shows the advantages in weight, transmission efficiency and reliability, compared with the traditional gear torque split transmission. Therefore, it is focused by the helicopter transmission researchers.

For the gear split torque transmission, uneven load distribution on gears is one of the key problems for the split transmission design. Therefore, many scholars studied the load sharing behavior of various split transmission, such as planetary gear transmissions [1-5], cylindrical gear split torque transmissions [6-12] and traditional face gear split torque transmissions [13-15]. However, there are few studies on the concentric face gear transmission. Thus, in the paper, the static load sharing of the concentric face gear transmission is studied. A static load sharing analysis model and a static load sharing calculation method associated with the input pinion floating are constructed. Then, the influence of the floating support stiffness on the static load sharing of the system is simulated. The results would be helpful to the concentric face gear transmission design.

2. Analysis model and calculation method constructions

The concentric face gear transmission is composed of two coaxial face gears, two input pinions and two idler gears, as show in Fig. 1. In the system, torque split to upper and lower face gears by two input pinions, the low face gear transfers torque to the up face gear by the idler gears, and the torque is output by the upper face gear finally. The static load sharing model associated with the input pinion floating is proposed, as shown in Fig. 2.

Illustrated in Fig. 2., Z_1 and Z_2 are the input pinions, Z_3 and Z_4 are the idlers, Z_U and Z_L are the upper and lower face gears, T_1 and T_2 are the input torques, T_O is the output torque, k_t is the floating support stiffness, k_{ij} is the mesh stiffness. Moreover, F_{ij} is defined as the mesh force between gear j and gear i .

Based on the equilibrium conditions, the static load sharing equation is obtained by:

$$\begin{cases} (F_{1U} + F_{1L})\cos\alpha = T_1/r_{b1}, \\ (F_{2U} + F_{2L})\cos\alpha = T_2/r_{b1}, \\ F_{3U} - F_{L3} = 0, \\ F_{4U} - F_{L4} = 0, \\ (-F_{1L} - F_{2L} + F_{L3} + F_{L4})\cos\alpha = 0, \end{cases} \quad (1)$$

and the floating support equation could be derived by:

$$\begin{cases} F_{1U} - F_{1L} - k_t s_1 = 0, \\ F_{2U} - F_{2L} - k_t s_2 = 0, \end{cases} \quad (2)$$

and the gear meshing force could be expressed as:

$$F_{ij} = k_{ij}r_{bi}\varphi_{ij}, \quad (3)$$

where, r_{ib} is the gear i base circle radius, and φ_{ij} is the deflection angle between the gear i and the gear j .

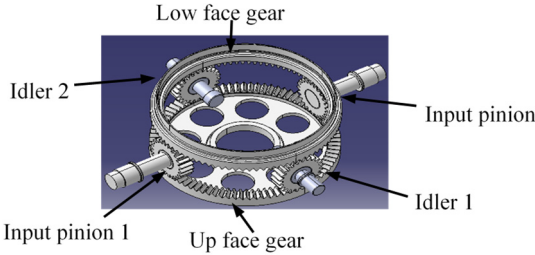


Fig. 1. The concentric face gear transmission

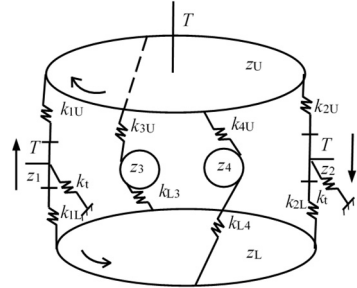


Fig. 2. The static load sharing model

For static load sharing of input pinions, the distribution ratio and maximum distribution ratio between upper and lower face gears could be obtained by:

$$\begin{cases} \Omega_{iU} = \frac{F_{iU}}{T_i/r_{bi}}, \\ \Omega_{iL} = \frac{F_{iL}}{T_i/r_{bi}}, \quad i = 1, 2, \end{cases} \quad (4)$$

$$\Omega_{\max} = \max(\Omega_{iU}, \Omega_{iL}). \quad (5)$$

3. Simulations

In order to predict the influence of floating support stiffness on static load sharing of the concentric face gear transmission, the parameters of an example case are listed in Table 1.

Table 1. Parameters of system

Symbol name	Value	Unit
Modulus / m	4	mm
Pressure angle / α	20	$^\circ$
Tooth number of face gear / z_f	86	—
Tooth number of cylindrical gears / z_p	24	—
Tooth number of shaper / z_t	25	—
Addendum coefficient / h_a^*	1	—
Clearance coefficient / c^*	0.25	—

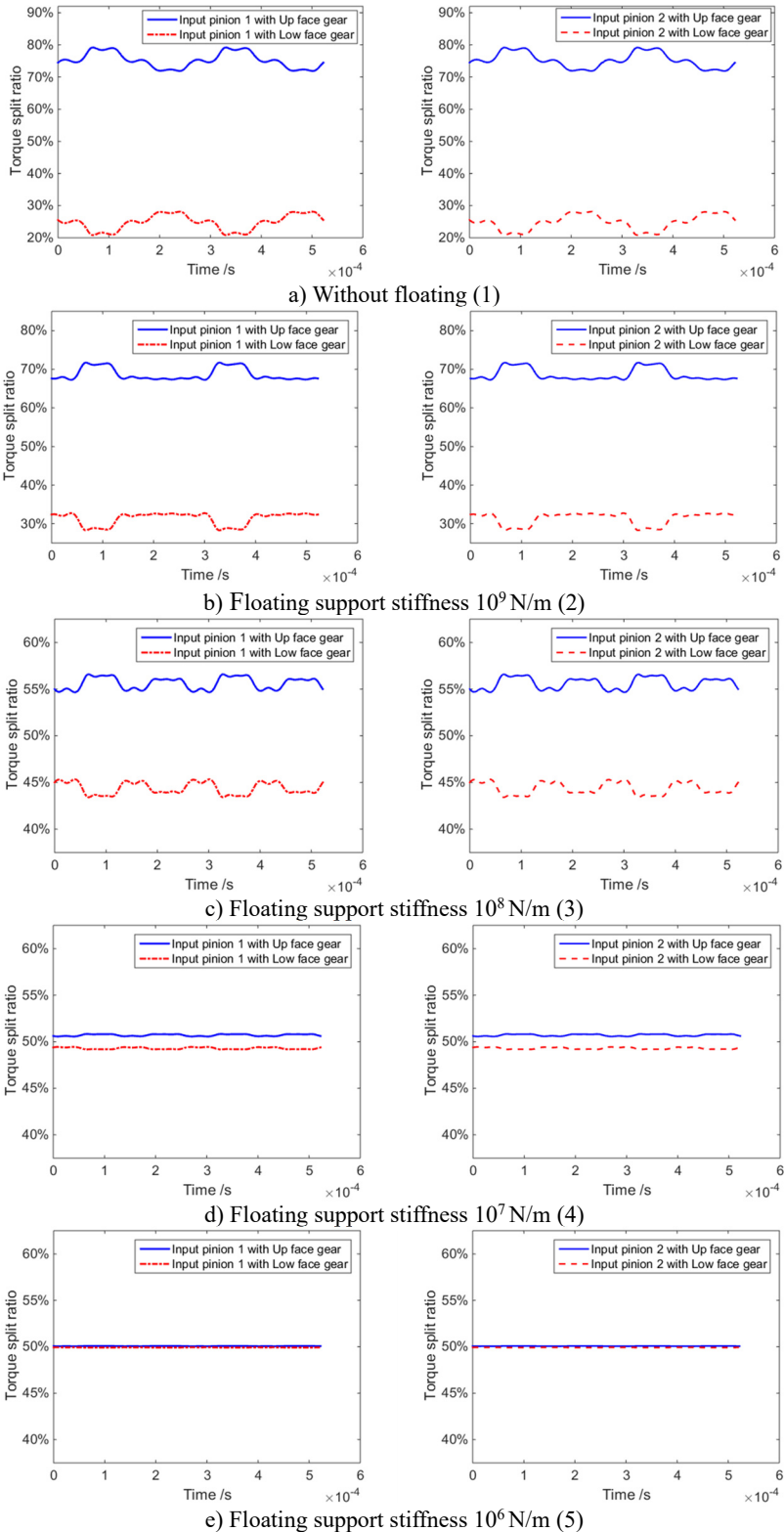


Fig. 3. Static load sharing with different floating support stiffness

According to the static load sharing model and calculation method, as well as the parameters listed in Table 1, the influences of the input pinion floating on the static load sharing are simulated. The results are shown in Fig. 3 and Fig. 4.

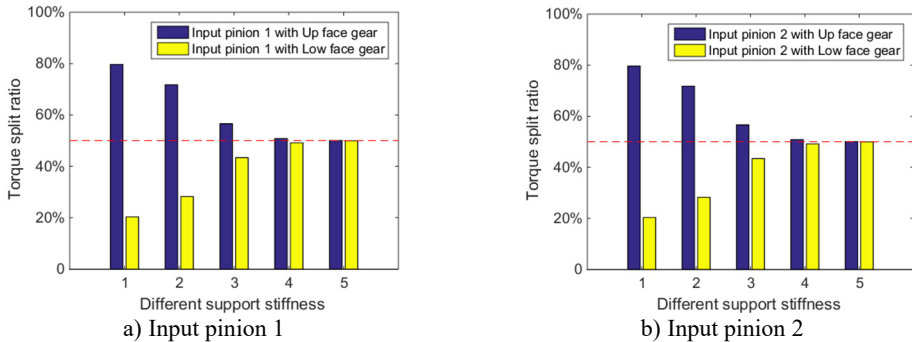


Fig. 4. Maximum static load sharing under different floating support stiffness

4. Conclusions

The works of the issue are as follows:

- 1) The static load sharing model and calculation method of the concentric face gear transmission associated with the input pinion floating are proposed.
- 2) The influences of floating support stiffness on static load sharings are simulated, and the results indicate the floating support stiffness reduction is benefit for static load sharings.

These contributions would be helpful to the concentric face gear transmission design.

Acknowledgements

The authors are grateful for the financial support provided by the National Natural Science Foundation of China under No. 51775264, and by National Key Laboratory of Science and Technology on Helicopter Transmission (Nanjing University of Aeronautics and Astronautics) (Grant No. HTL-A-19G06). In addition, the authors declare that there is no conflict of interests regarding the publication of this article.

References

- [1] **Kahraman A.** Load sharing characteristics of planetary transmissions. *Mechanism and Machine Theory*, Vol. 29, Issue 8, 1994, p. 1151-1165.
- [2] **Kahraman A.** Planetary gear train dynamics. *Journal of Mechanical Design*, Vol. 116, Issue 3, 1994, p. 713-720.
- [3] **Kahraman A.** Static load sharing characteristics of transmission planetary gear sets: model and experiment. SAE Technical Papers, 1999.
- [4] **Lu J. H., Li B., Zhu R. P.** Analysis of static load sharing in planetary gearing. *Mechanical Science and Technology*, Vol. 24, Issue 6, 2005, p. 702-704+709, (in Chinese).
- [5] **Ye F. M., Zhu R. P., Bao H. Y., et al.** Dynamic load-sharing behaviors of planetary gear train system with unequal moduli and pressure angles. *Journal of south China University of Technology (Natural Science Edition)*, Vol. 39, Issue 1, 2011, p. 117-123, (in Chinese).
- [6] **Krantz T. L.** A Method to Analyze and Optimize the Load Sharing of Split Path Transmissions. NASA Technical Memorandum 107201, 1996.
- [7] **Krantz T. L., Delgado I. R.** Experimental Study of Split-Path Transmission Load Sharing. NASA Technical Memorandum 107202, 1996.
- [8] **Gui Y. F.** Analysis of Load Sharing Characteristics of Gear Split-Torque Transmission System with Elastic Quill Shafting. Nanjing University of Aeronautics and Astronautics, 2014, (in Chinese).

- [9] **Gui Y. F., Zhu R. P., Jin G. H., et al.** Dynamic and load sharing characteristic analysis of a nonlinear cylindrical gear split-torque transmission system with backlash. *Journal of Vibration and Shock*, Vol. 33, Issue 18, 2014, p. 177-184, (in Chinese).
- [10] **Gui Y. F., Zhu R. P., Fu B. B., et al.** Impact of torsional stiffness on dynamic load sharing coefficient of two-input cylindrical gear split-torque transmission system. *Journal of Aerospace Power*, Vol. 29, Issue 9, 2014, p. 2264-2272, (in Chinese).
- [11] **Li Z. J., Zhu R. P., Bao H. Y., et al.** Tooth matching of split torque transmission. *Journal of Central South University (Science and Technology)*, Vol. 45, Issue 2, 2014, p. 414-420, (in Chinese).
- [12] **Li Z. J.** Design Methods of Split Torque Transmission System and Dynamic Analysis of Split Torque Gear Pairs. Nanjing University of Aeronautics and Astronautics, 2013, (in Chinese).
- [13] **Zhao N., Wang R. F., Jai Q. J.** Study on the load sharing of face gear split torque transmission system. *Journal of Mechanical Transmission*, Vol. 37, Issue 12, 2013, p. 5-8, (in Chinese).
- [14] **Peng X. L., Zhang L.** Study on torque distribution of torque split transmission system of face gear. *Journal of Mechanical Transmission*, Vol. 40, Issue 11, 2016, p. 117-122, (in Chinese).
- [15] **Ren W.** Design and Load Sharing Analysis of Twice Split-Torque Transmission System with Face Gears and Cylindrical Gears. Nanjing University of Aeronautics and Astronautics, 2017, (in Chinese).