

Washington University in St. Louis

## Washington University Open Scholarship

---

Center for Public Health Systems Science

Brown School

---

1-1-2013

### Community Grants Snapshot: Q3 of 2013

Center for Public Health Systems Science

Christopher Robichaux

Follow this and additional works at: <https://openscholarship.wustl.edu/cphss>

---

#### Recommended Citation

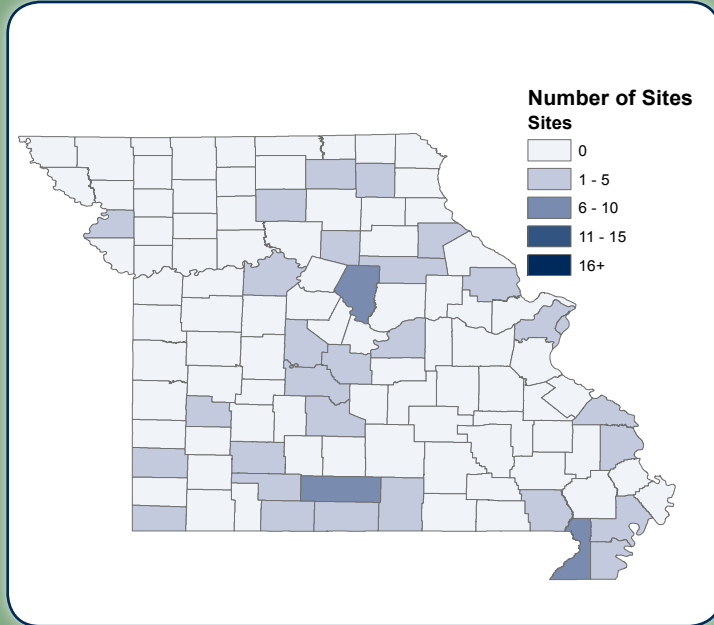
Center for Public Health Systems Science and Robichaux, Christopher, "Community Grants Snapshot: Q3 of 2013" (2013). *Center for Public Health Systems Science*. 75.

<https://openscholarship.wustl.edu/cphss/75>

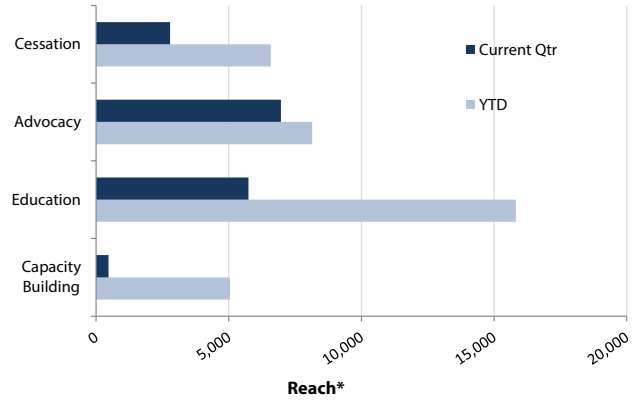
This Report Tool is brought to you for free and open access by the Brown School at Washington University Open Scholarship. It has been accepted for inclusion in Center for Public Health Systems Science by an authorized administrator of Washington University Open Scholarship. For more information, please contact [digital@wumail.wustl.edu](mailto:digital@wumail.wustl.edu).

# TPCI Grants Snapshot: July - September 2013

## Site Data



## People Reached by Type of Activity



\* People reached across several activities. Categories are not mutually exclusive.

## Policy Changes Involving Youth Participation

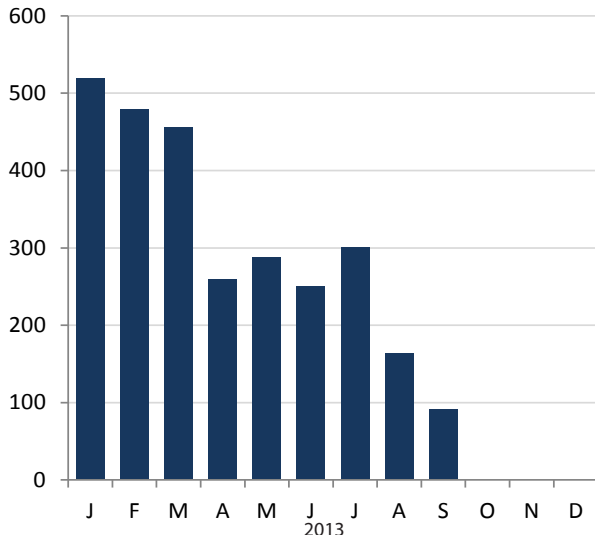
Current Qtr	YTD	Since 2007
<b>0</b>	<b>0</b>	<b>87</b>

## Number of Youth...

	Current Qtr	YTD	Since 2007
Trained	<b>1</b>	<b>93</b>	<b>9,684</b>
Involved in advocacy activities	<b>1</b>	<b>54</b>	not available
Reached by classroom presentations	<b>156</b>	<b>3,896</b>	<b>131,027</b>

## Cessation Services & Quit Rate Data

### People Who Attended a Cessation Class by Month



### TPCI Quit Rate

**29%**

Cumulative 7-day conservative quit rate at 6-months after treatment, with sample size of 4,324 and response rate of 54%. In comparison, quit rates among untreated smokers range from 6 - 12%.

### Estimated People Who Quit

Current Qtr: **55**

YTD: **149**

Since 2007: **1,927**



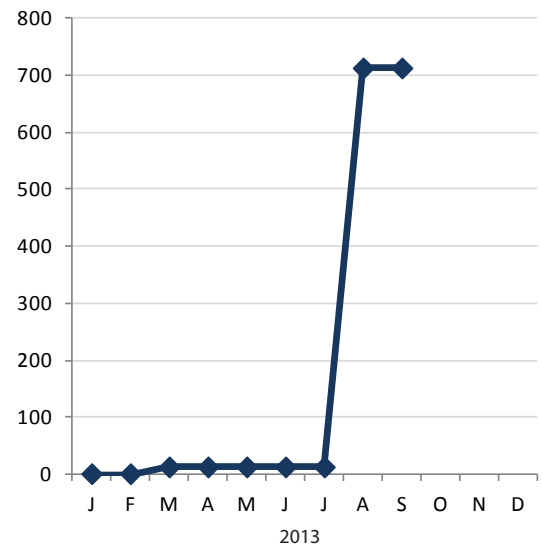
Estimates take into account a 35% relapse rate.

## Systems & Policy Changes

### Number of Systems Changes by Type

Systems Change Type	Current Qtr	YTD	Since 2011
Identify patient tobacco use through hospital/clinic-wide system	0	0	1
Build healthcare provider capacity to treat tobacco dependence through education and resources	0	1	4
Dedicate staff to provide tobacco dependence treatment	1	1	2
Provide inpatient tobacco dependence services through hospital/clinic policy	0	0	1
Other	0	0	0

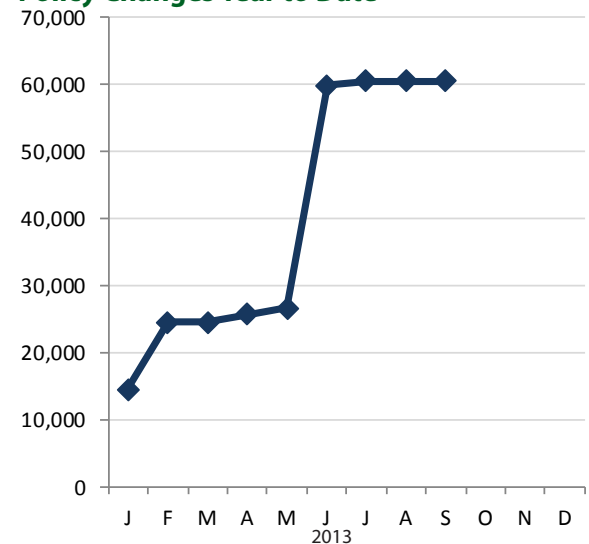
### Cumulative Number of People Covered by Systems Changes Year to Date



### Number of Policy Changes by Type

Policy Type	Current Qtr	YTD	Since 2007
<b>Community:</b> Community-wide smokefree policy changes. May or may not be comprehensive.	0	6	18
<b>School:</b> Smoke-free or tobacco-free policy changes at schools. Some policies also prohibit sponsorship from tobacco companies or identify cessation services for staff and/or students.	0	1	29
<b>Worksite:</b> Smoke-free or tobacco-free policy changes at individual worksites. Some policies also include provisions for cessation-related assistance from the employer (e.g., allowing employees time to attend cessation classes).	2	11	136

### Cumulative Number of People Covered by Policy Changes Year to Date



## Resources

### Additional Program Funding Obtained by Grantees

Current Qtr: **\$0**

Since 2007: **\$106,702**

### People Covered by Policy Changes since 2007

**1,989,879**



**Prepared by:**  
Center for Public Health Systems Science  
Washington University in St. Louis

**Contact:**  
Christopher Robichaux  
crobichaux@wustl.edu  
314.935.3648



**GEORGE WARREN BROWN  
SCHOOL OF SOCIAL WORK**