

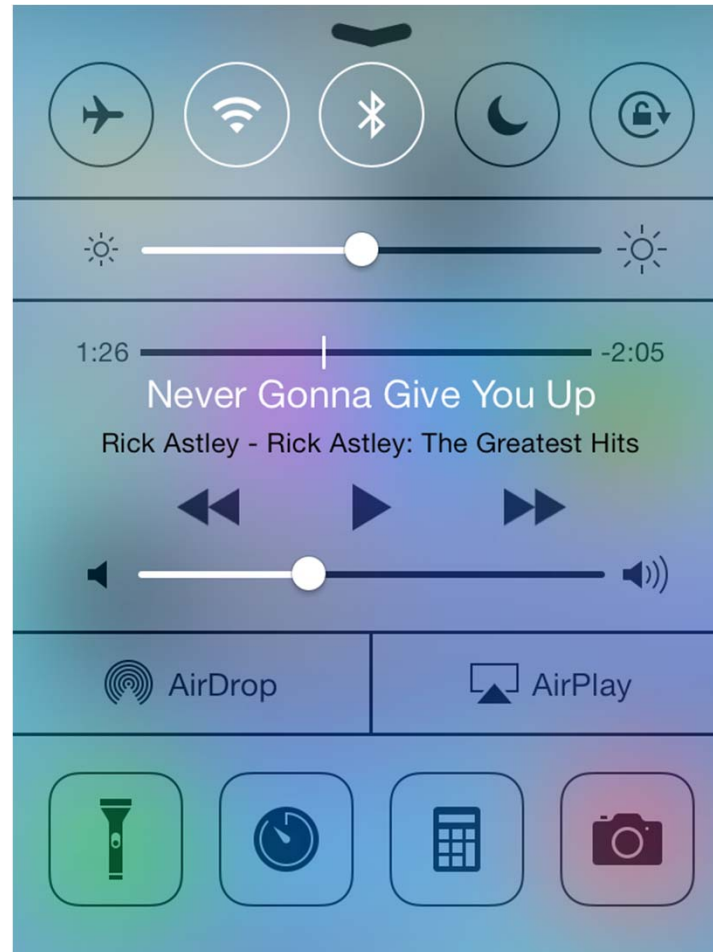
Beginner's Guide to iPad and iPhone



Presented at SIDLIT 2014

iOS Control Center

Access Control Center from anywhere in iOS—including the Lock screen. To access, swipe up from the bottom of the screen. To close, swipe down, tap the top of the screen, or press the Home button.



Also access these apps

You turn on or off:

- Airplane mode
- Wi-Fi
- Bluetooth
- Do Not Disturb
- Screen-orientation lock

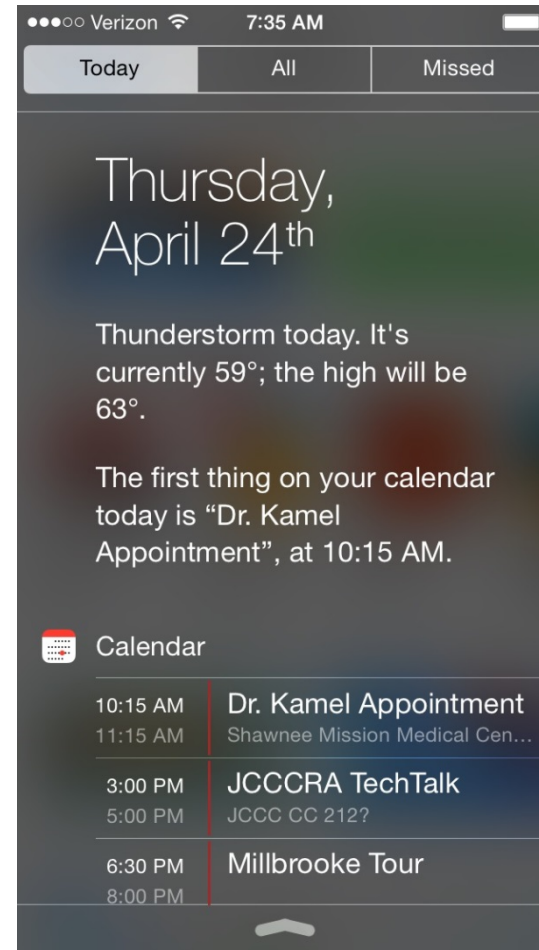
Also:

- Adjust screen brightness
- Play, pause, or skip a song, and adjust volume
- Connect to an AirPlay device
- Make a device discoverable for AirDrop

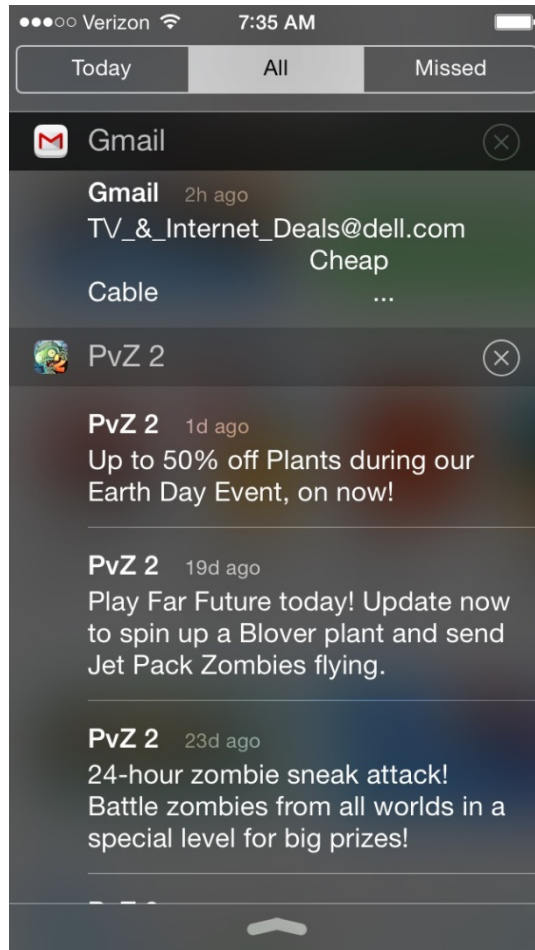
iOS Notification Center

Today Tab:

- Date
- Weather Forecast
- Note about tomorrow's Calendar entries
- Next scheduled event for today on Calendar
- Calendar entries
- Stocks



iOS Notification Center



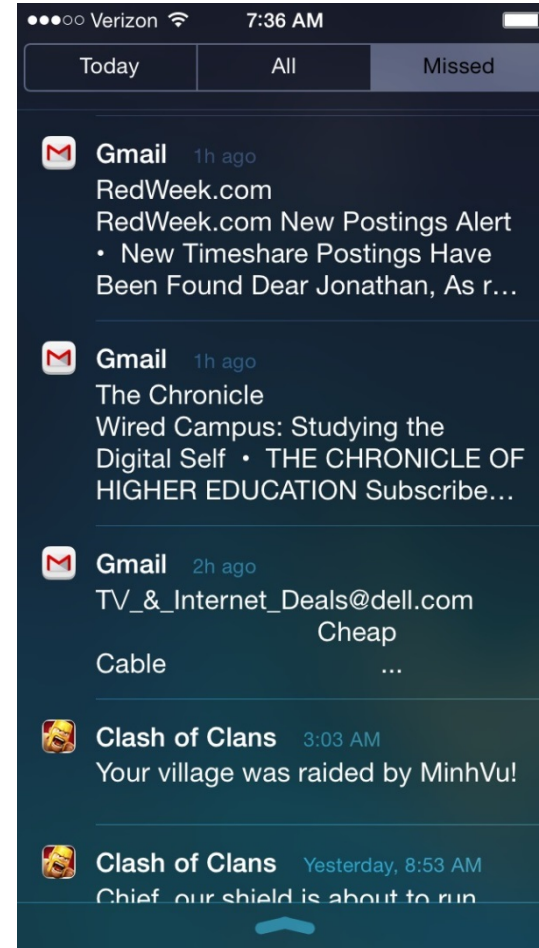
All Tab:

- Messages
- Email
- Notifications
- Alerts
- App Store activity

iOS Notification Center

Missed Tab:

- Messages
- Email
- Calendar entries
- Notifications



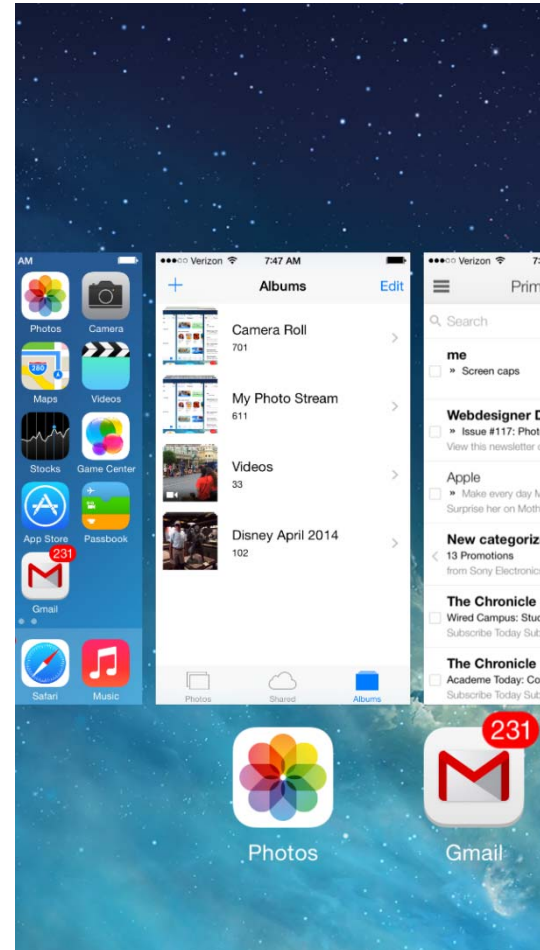
Setting a Passcode



- Set a Password for your iPad or iPhone
 - Settings > Touch ID & Passcode (iPhone)
 - Settings > Passcode (iPad)
- Must enter passcode after any complete shutdown or to wake device

Multitasking Screen

- Double click Home button to see open apps
- Swipe up to close app
- Touch app's screen image to switch to that app



Power Off Periodically

- Press and hold Power button to turn completely off
- Same action to turn on
- Like any computer, clears memory
- If experiencing erratic behavior, turn off...it's like a reboot



If device will not shut down, hold Home button and Power button simultaneously to force shutdown, then swipe right to Power Off.

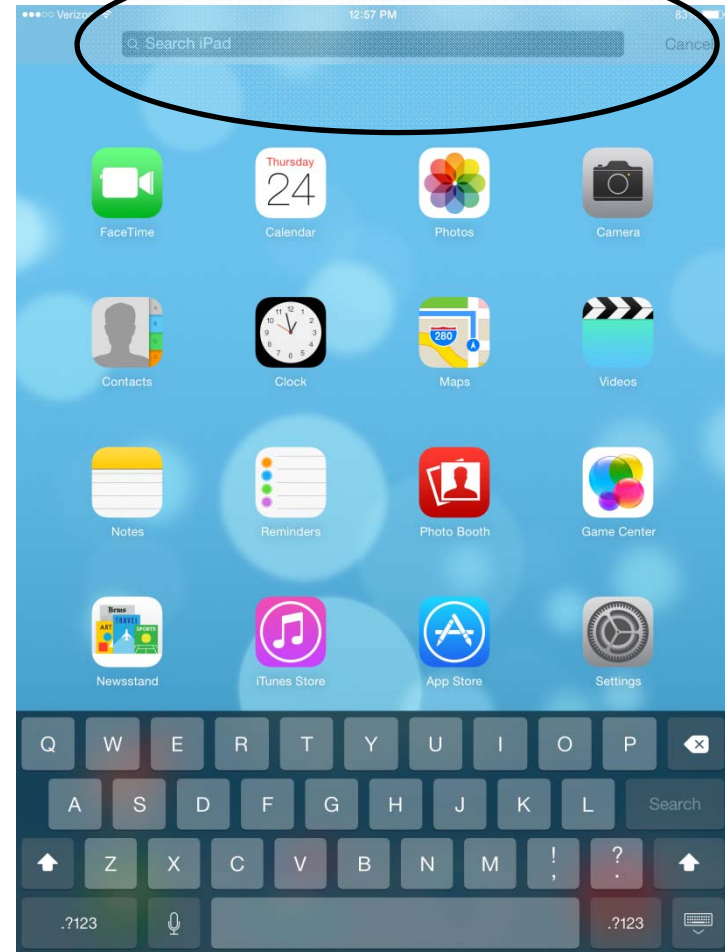
Siri

- Press and hold Home button to summon Siri
- Simply say “Goodbye” to exit Siri
- Select “?” (bottom left of screen) for help (examples) on using Siri




Spotlight Search

- To search files, email, web, and more on your iPad or iPhone
 - Touch anywhere on screen briefly and swipe down to display Spotlight Search
 - Settings > General > Spotlight Search (restricts search)



Battery Tips

- No need to charge until below 40%
- Turn off WiFi to save power unless needed
- Reduce Fetch interval
- Turn down brightness
- Turn off Bluetooth unless needed
- When traveling using Maps, use a car charger



More at <http://www.wikihow.com/Extend-the-Battery-Life-of-an-iPad>

Beginner's Guide to iPad and iPhone

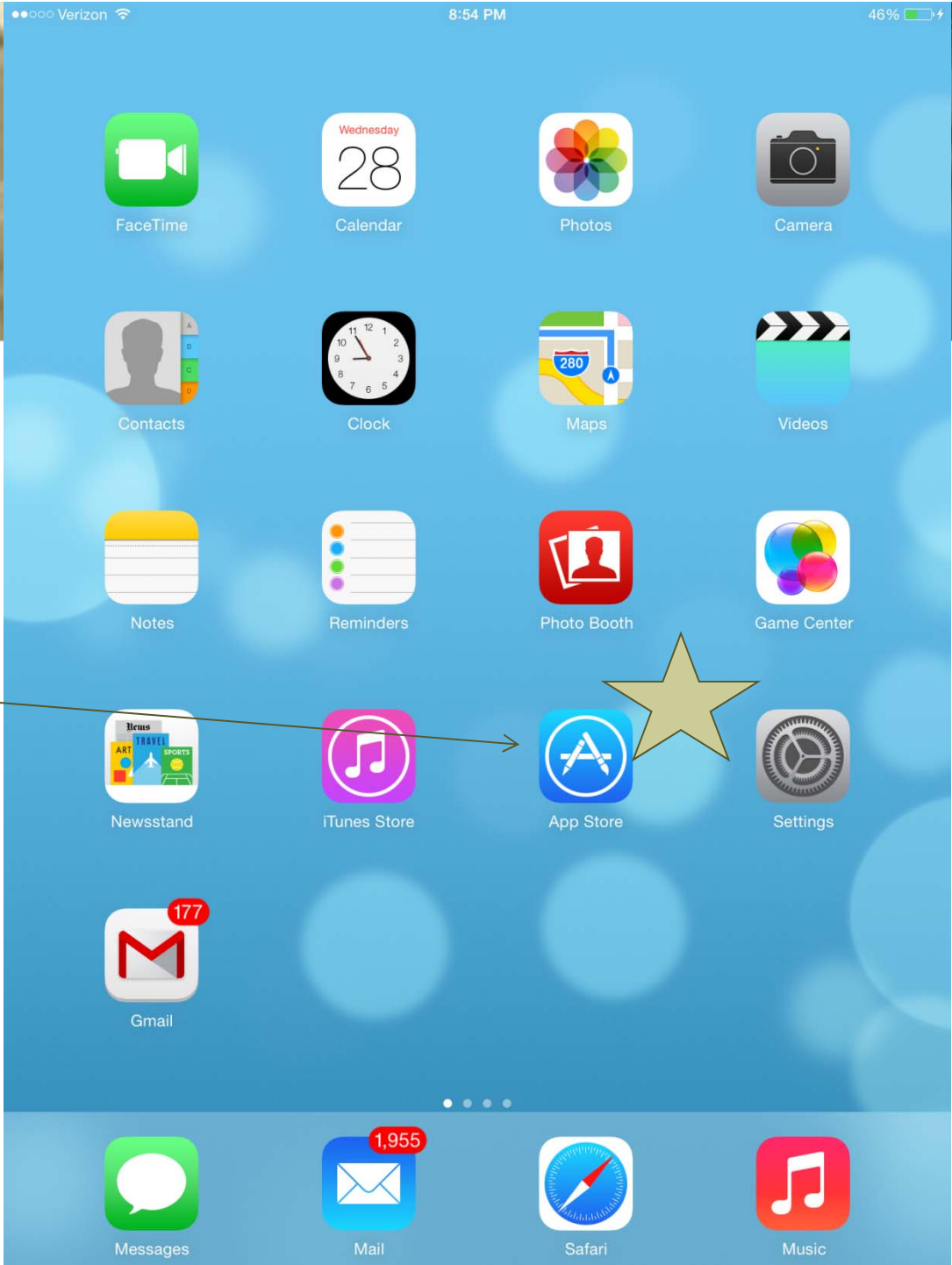
Part 2: Apps





Stock Apple iPhone & iPad Apps

- App Store
- Camera
- Calendar
- Messages
- Notes
- Clock
- Maps
- Weather
- Game Center
- iTunes Store
- Passport (iPhone Only)



App Store – home to free apps and apps you can buy



Verizon 8:06 PM 26%

Categories Top Charts

Paid Top Grossing Free

Rank	App Name	Category	Rating	Reviews	Price
1	Minecraft – Pocket Edition	Games	★★★★★	(51,831)	OPEN
2	Blek	Games	★★★★★	(6,709)	\$0.99
3	Little Builders - Trucks, Cranes & Diggers for Kids	Entertainment	★★★★☆	(26)	\$2.99
4	LEGO Batman: DC Super Heroes	Games	★★★★☆	(1,602)	\$0.99 (In-App Purchases)
5	GoodReader 4	Productivity	★★★★☆	(110)	\$2.99
6	Uncanny X-Men: Days of Future Past	Games	★★★★★	(176)	\$2.99
7	Kick the Buddy: No Mercy HD	Games	★★★★★	(256)	\$2.99 (In-App Purchases)
8	Battleheart Legacy	Games	★★★★★	(108)	\$4.99
9	A Dark Room	Games	★★★★★	(3,573)	\$0.99
29	Books	Books	★★★★☆	(504)	FREE
30	Google Search	Utilities	★★★★☆	(889)	FREE
31	MLB.com Home Run Derby 14	Games	★★★★★	(3,145)	FREE (In-App Purchases)
32	Bill Killeen	Games	★★★★★	(412)	FREE (In-App Purchases)
33	iBooks	Books	★★★★☆	(6,389)	OPEN
34	Piano Tiles 2 - Don't Tap The White Tile 4	Games	★★★★★	(105,687)	FREE
35	Fashion Salon™	Games	★★★★☆	(123)	FREE (In-App Purchases)
36	Google Drive	Productivity	★★★★☆	(572)	FREE (In-App Purchases)
37	Smash Hit	Games	★★★★☆	(5,653)	FREE (In-App Purchases)
38	Hay Day	Games	★★★★★	(3,573)	OPEN

Featured Top Charts Near Me Purchased Updates



App Store

Top Charts

Touch to open app once downloaded and installed.



Verizon 8:17 PM 30%

Library All Categories Top Charts search store

Paid Books		Free Books	
1	The Fault in Our Stars John Green Jan 10, 2012 ★★★★★ (18,855)	DOWNLOADED	
2	City of Heavenly Fire Cassandra Clare May 27, 2014 ★★★★★ (571)	\$10.99	
3	I Know Why the Caged Bird Sings Maya Angelou Jan 12, 1970 ★★★★★ (166)	\$5.99	
4	Skin Game Jim Butcher May 27, 2014 ★★★★★ (118)	\$14.99	
5	Unlucky 13 James Patterson & Maxine P... May 5, 2014 ★★★★★ (233)	\$8.99	
6	The Target David Baldacci Apr 22, 2014 ★★★★★ (681)	\$8.99	
7	Field of Prey John Sandford May 6, 2014 ★★★★★ (466)	\$8.99	
8	Ghost Ship Clive Cussler & Graham Br...		
14	Close to You Kate Perry Feb 27, 2012 ★★★★★ (1,630)		FREE
15	Drive Me Crazy Marquita Valentine Feb 2, 2013 ★★★★★ (57)		FREE
16	Breathless Eve Carter Jul 25, 2013 ★★★★★ (328)		FREE
17	Twenty-Eight and a Half Wishes Denise Grover Swank Jul 1, 2011 ★★★★★ (2,029)		FREE
18	iPad User Guide For iOS 7.1 Apple Inc. Mar 10, 2014 ★★★★★ (1,581)	DOWNLOADED	
19	The Enemy Charlie Higson Jun 14, 2010 ★★★★★ (361)		FREE
20	Someone To Believe In Kathryn Shay Oct 3, 2010 ★★★★★ (322)		FREE
21	101 Best Jokes Various Authors Aug 8, 2012		DOWNLOADED

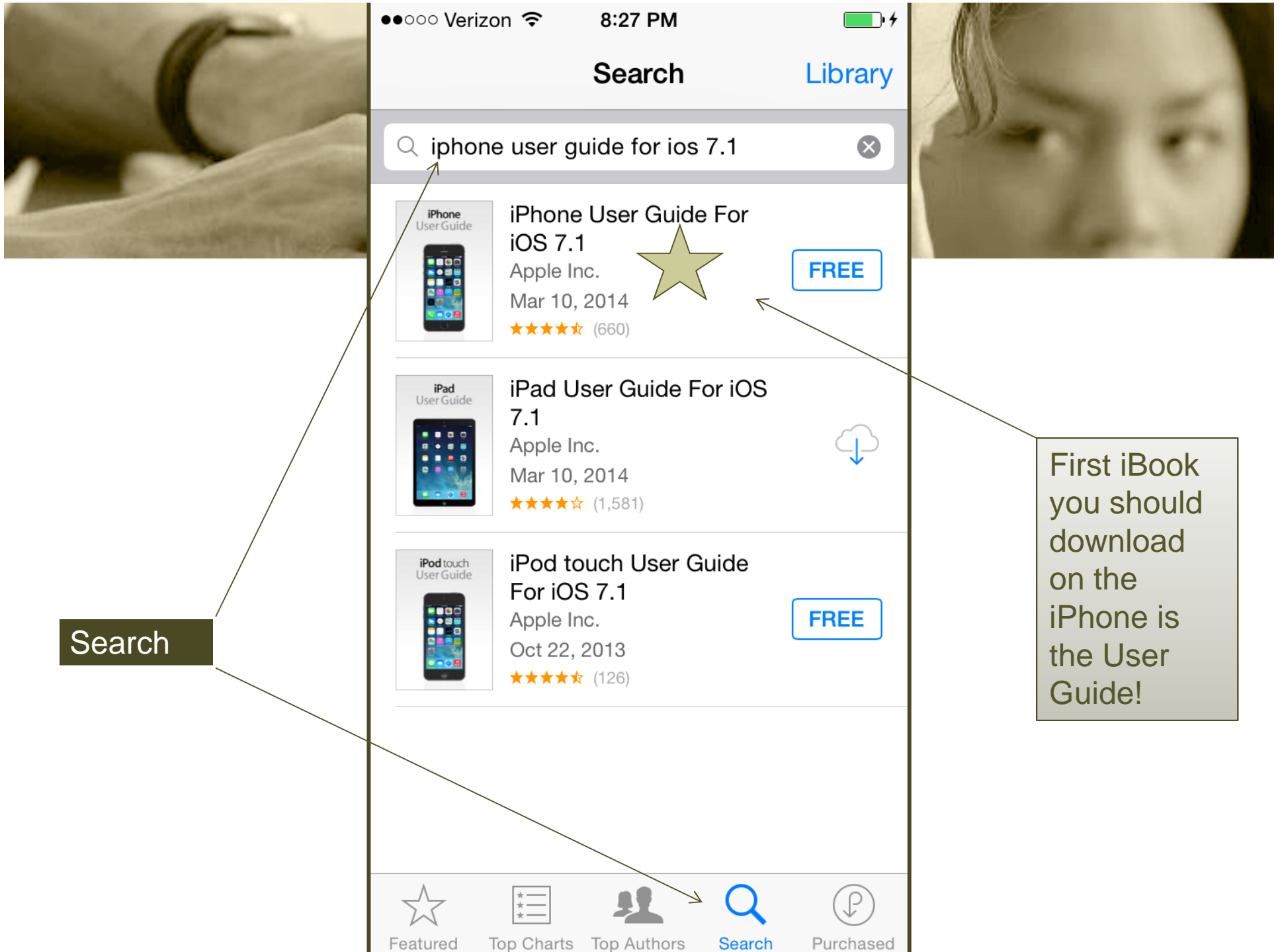
Featured NYTimes Top Charts Top Authors Purchased



iBooks

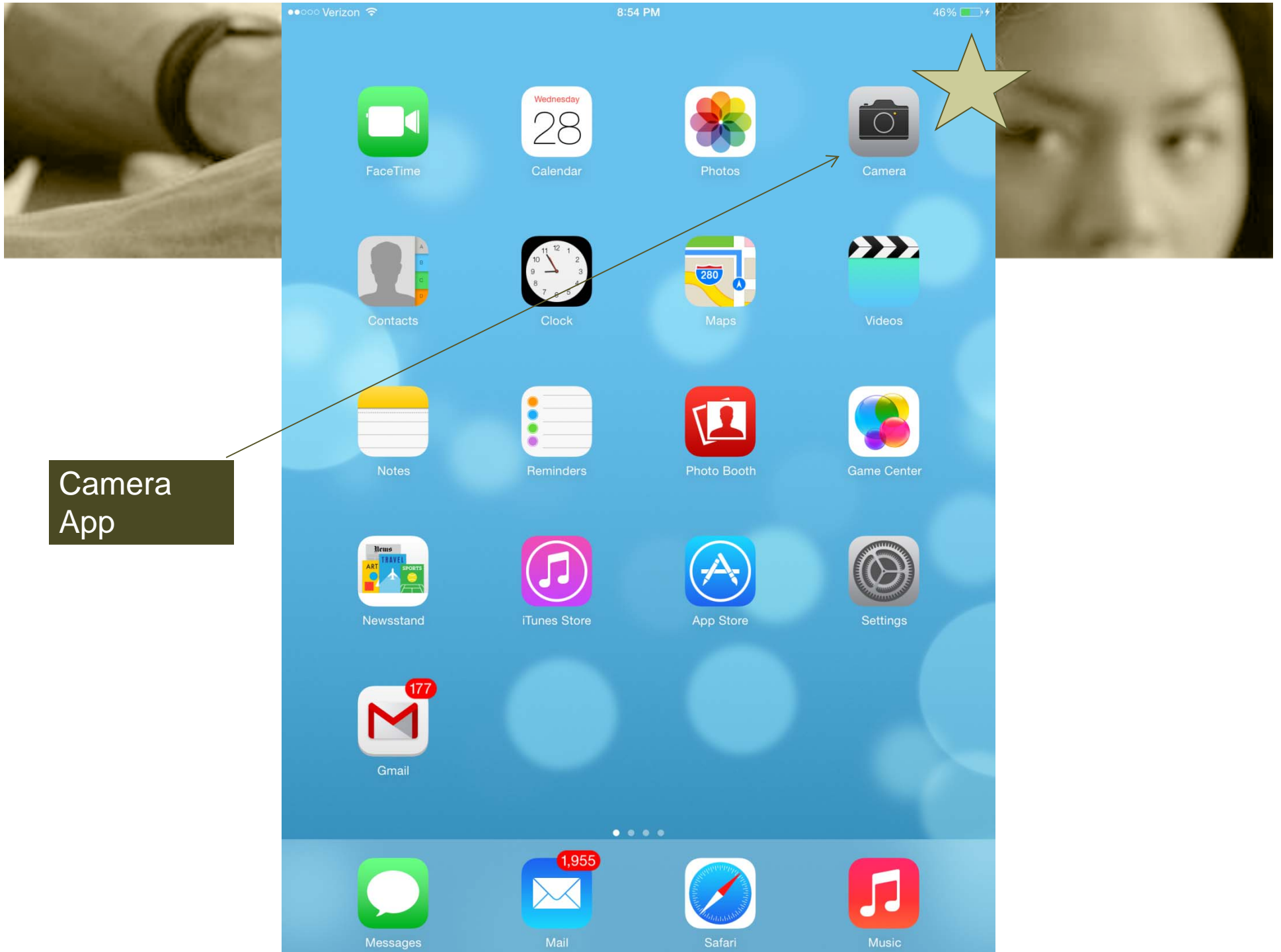
Top Charts

First iBook you should download on iPad is the User Guide!



Search

First iBook you should download on the iPhone is the User Guide!

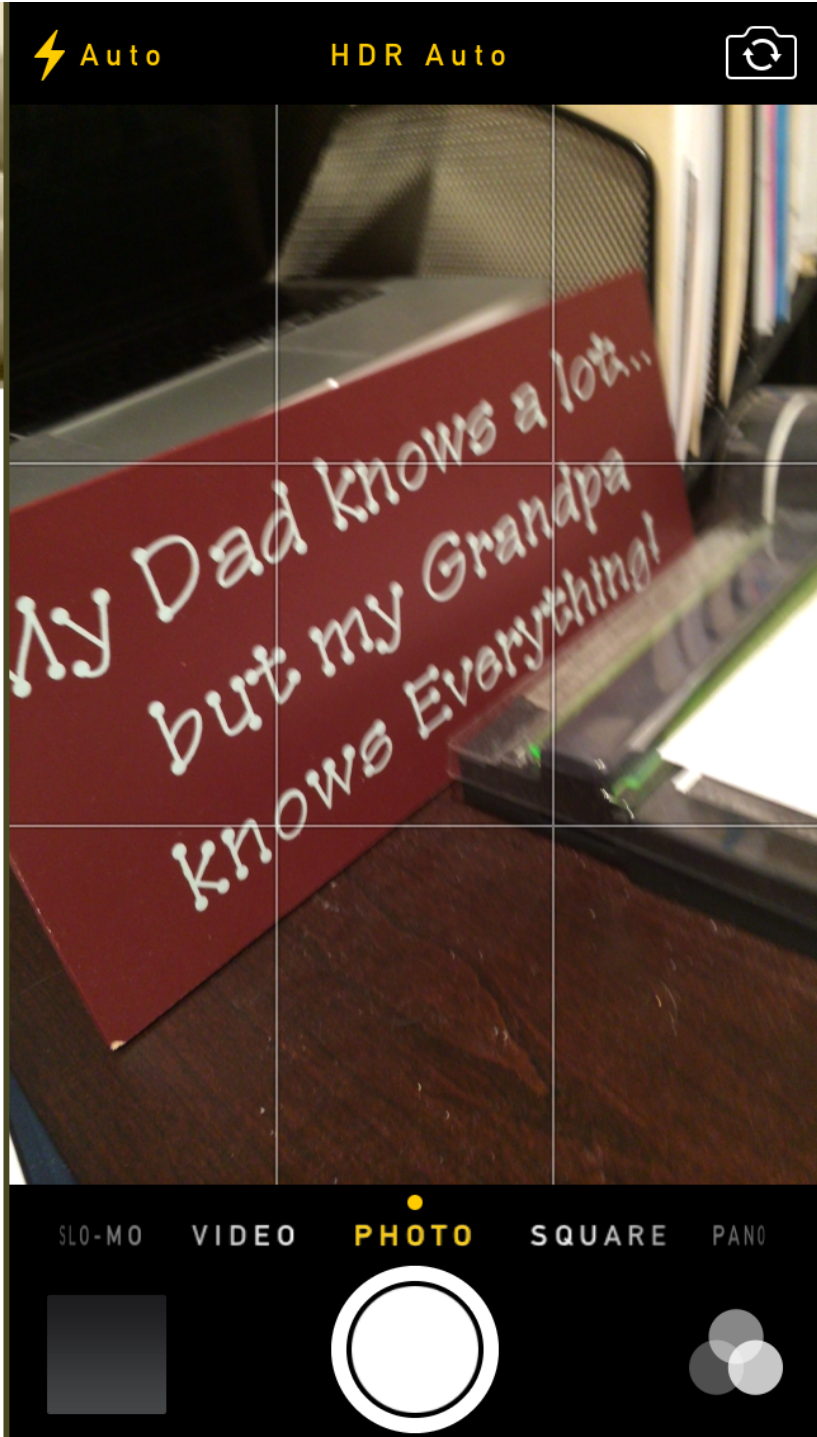


Camera App



Camera App

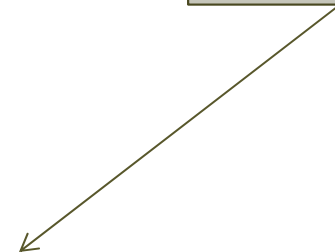
- Access:
 - By touching icon on Home screen.
 - by swiping up from bottom middle of screen to open Control Panel (locked or unlocked), then touch Camera icon.
 - By swiping up from bottom right corner of locked screen, then touch Camera icon.

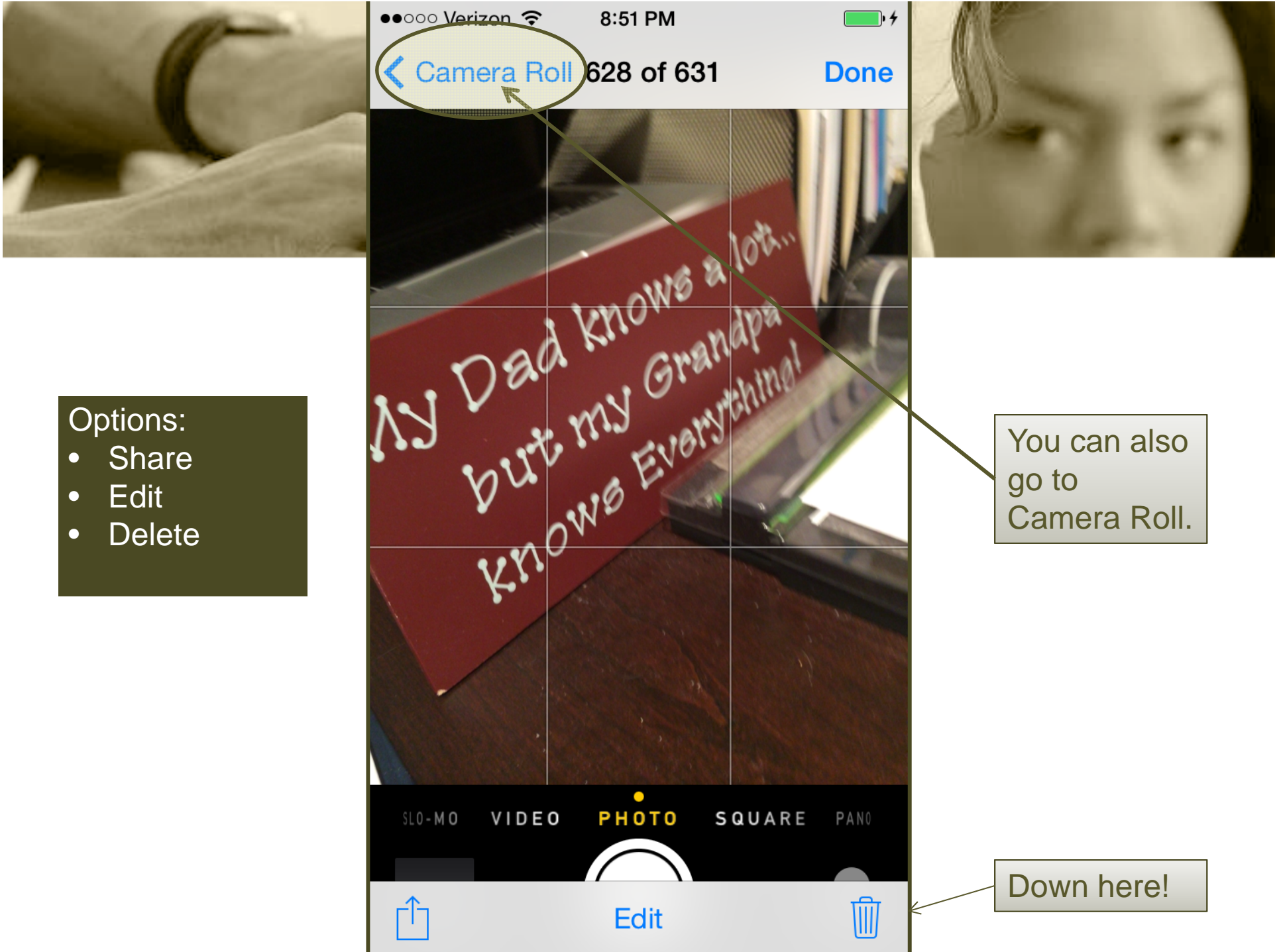


Options:

- Slo-Mo
- Video
- Photo
- Square
- Pano(ramic)

Swipe left or right to select option you want






- Options:
- Share
 - Edit
 - Delete

You can also go to Camera Roll.

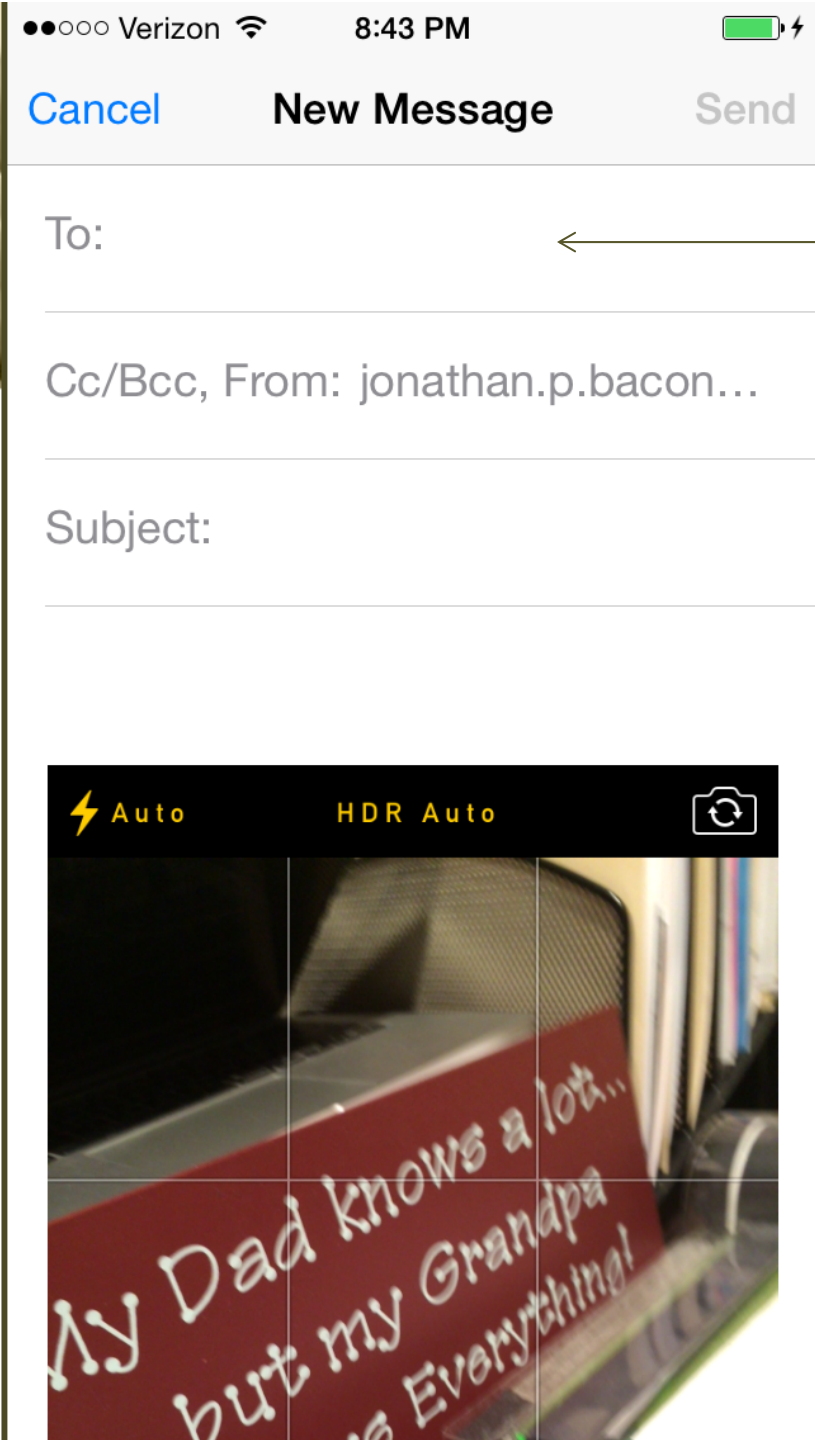
Down here!



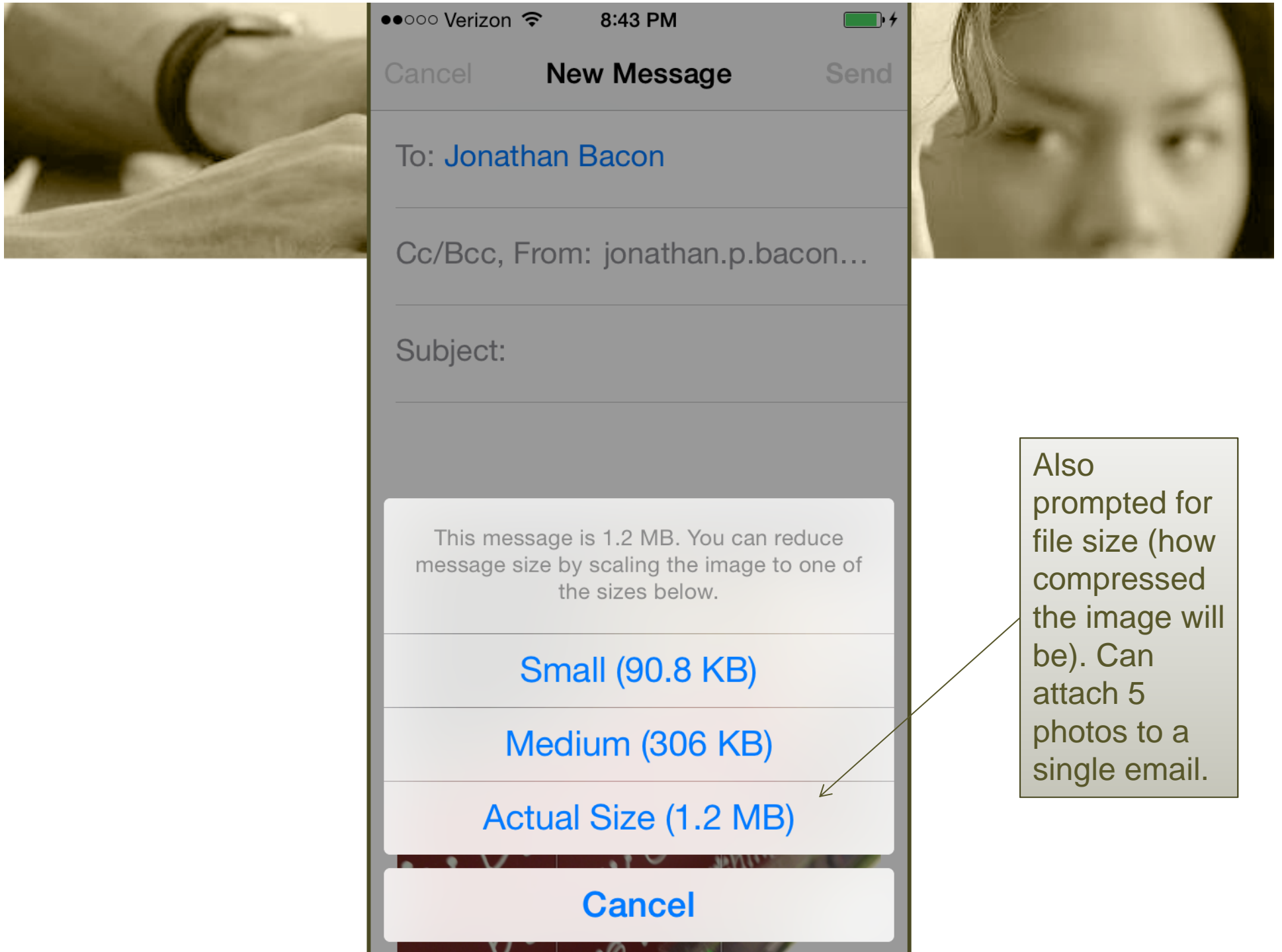
- Share Options:
- Message
 - Mail
 - iCloud
 - Twitter
 - Facebook
 - Flickr

Can also use AirDrop to share images with people nearby if they have AirDrop turned on.

Swipe left or right to select option you want



If you select Mail, you'll be prompted for addressee(s), subject and any message you wish to include.



Cancel

New Message

Send

To: Jonathan Bacon

Cc/Bcc, From: jonathan.p.bacon...

Subject:

This message is 1.2 MB. You can reduce message size by scaling the image to one of the sizes below.

Small (90.8 KB)

Medium (306 KB)

Actual Size (1.2 MB)

Cancel

Also prompted for file size (how compressed the image will be). Can attach 5 photos to a single email.



HDR (High Dynamic Range)

- Use HDR
 - Landscapes with contrast between scene and sky
 - Portraits in sunlight
 - Low-light and backlit scenes
- Do NOT Use HDR
 - Scenes with motion
 - Scenes with high (stark) contrasts you want to keep
 - Scenes with vivid colors

HDR takes 3 photos at different settings and combines to get the best result. See <http://lifehacker.com/5991508/what-is-hdr-and-when-should-i-use-it-in-my-photos>



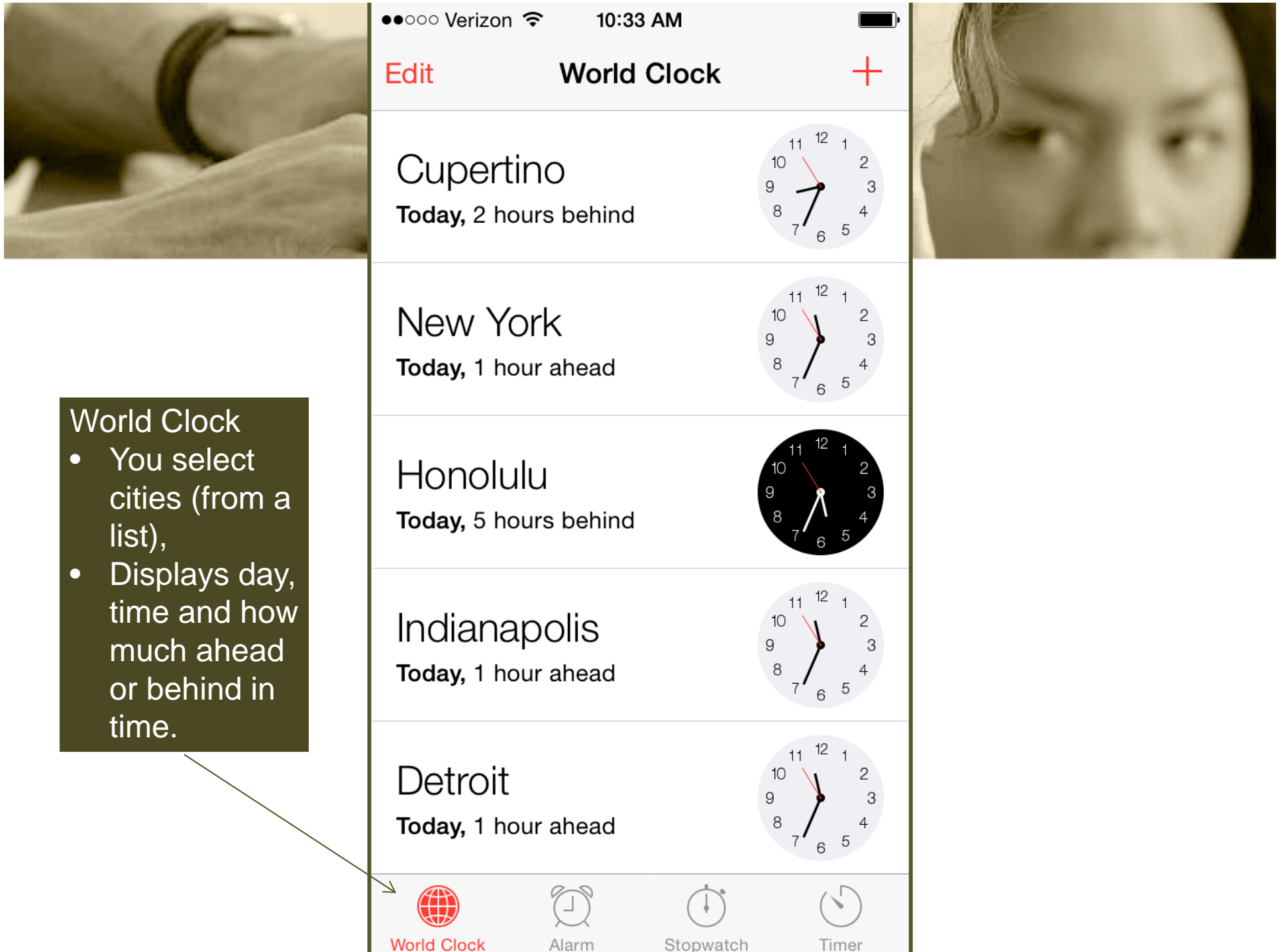
<http://support.apple.com/kb/HT4486>

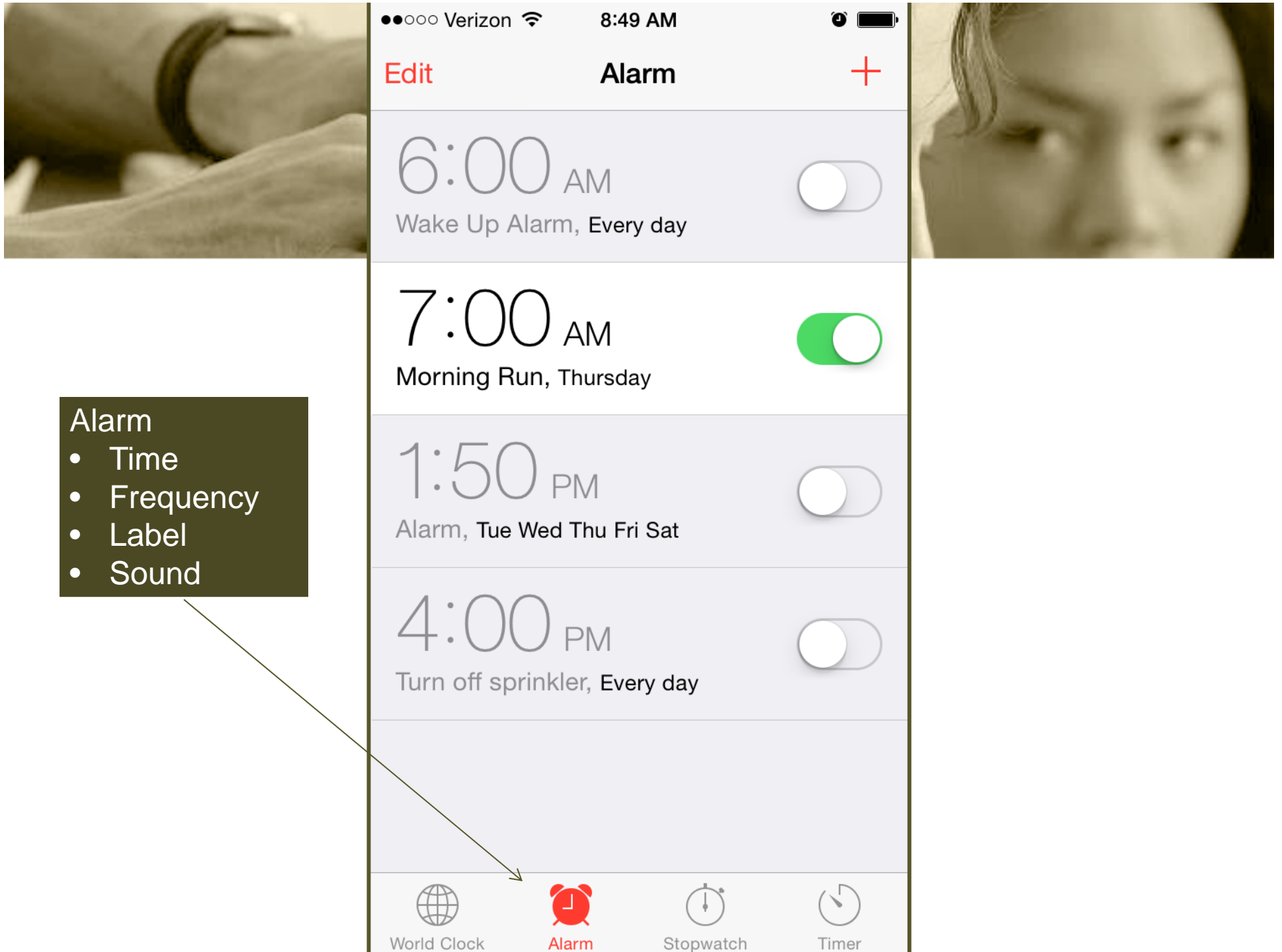
Photo App Concepts

- Photo Stream
 - Stream of your photos, last 30 days or 1000, not permanent
- Camera Roll
 - Images taken on the device
 - In Albums
- Shared
 - Photos shared via iCloud, must setup account



Clock App



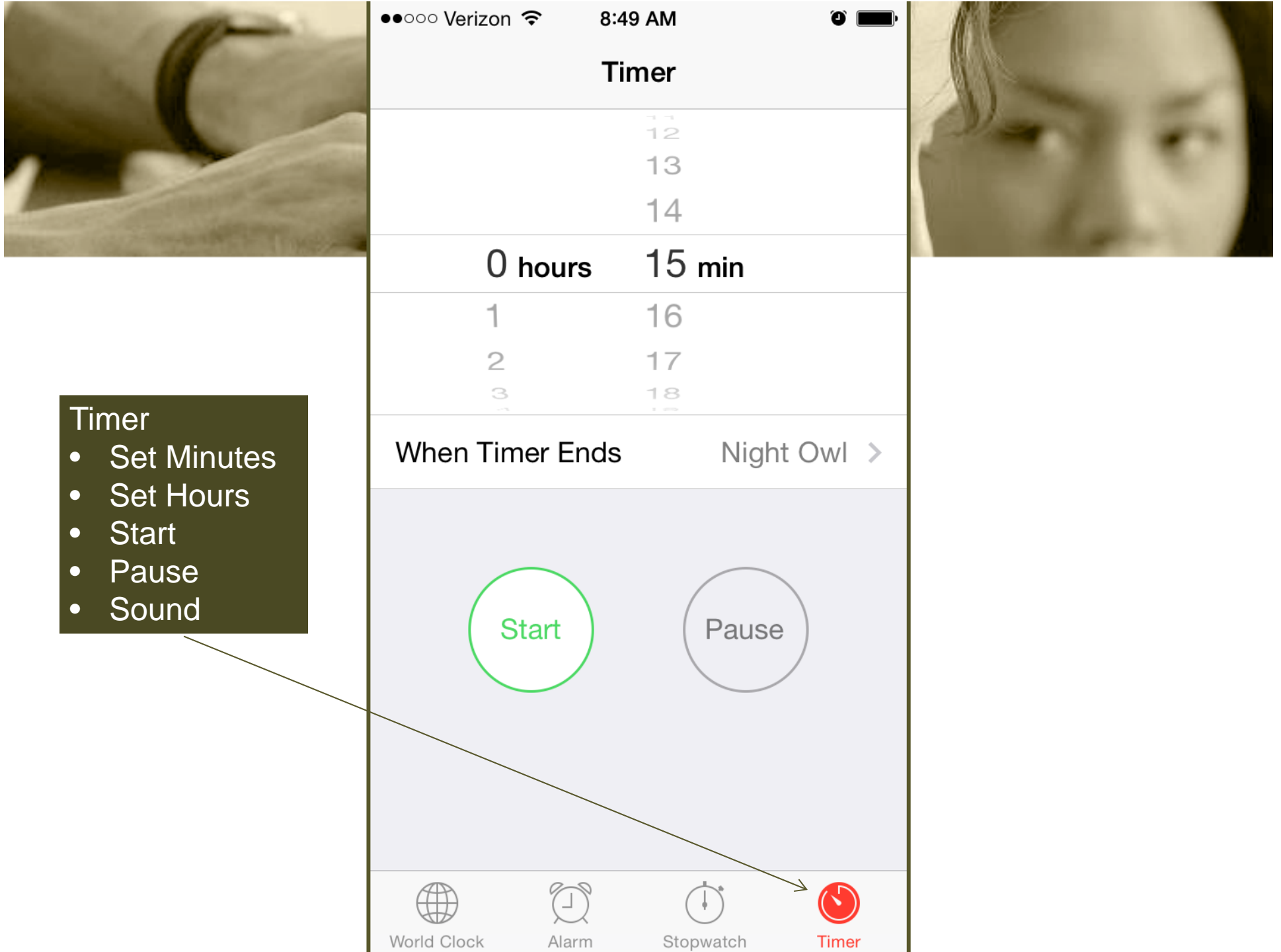


- Alarm
- Time
 - Frequency
 - Label
 - Sound



- Stopwatch
- Start
 - Stop
 - Lap
 - Reset





- Timer
- Set Minutes
 - Set Hours
 - Start
 - Pause
 - Sound



Tips and Tricks

- Swipe Down: Notification Center
- Swipe Up: Control Center
- Easy Do Not Disturb
- For fast charge put in Airplane Mode
- Double-click Home button (Apps running)
- Spotlight (swipe down middle of screen)
- Text Short Cuts: Settings > General > Keyboard > Shortcuts
- Magnifier for selecting Text



More Tips and Tricks

- Set Gestures:
- Settings > General > Text Size
- Settings > General > Multitasking Gestures
- Settings > Sounds



Additional Resources

Pinterest board with links to helpful websites/articles

<http://www.pinterest.com/jonathanbacon/help-for-new-iphoneipad-users/>

iPhone 5s Complete Users Guide (video)

<https://www.youtube.com/watch?v=5H9jnUqTXeQ>

iPhone Users Guide For iOS 7.1 Software

manuals.info.apple.com/MANUALS/1000/MA1565/en_US/iphone_user_guide.pdf

Gmail and Google Apps Password Errors

If you use 2-step verification for Google accounts, on iPhone and iPad you'll get a password error message.

- Requires Application Specific Passwords
- Google Apps Affected
 - Mail
 - Contacts
 - Calendar
 - Notes
 - Go to <https://accounts.google.com/ServiceLogin>

Complete Instructions at:

<https://support.google.com/mail/answer/1173270> (see next two screens)

Application-specific passwords

Some mobile or desktop applications that work outside of a browser aren't yet compatible with 2-step verification. These applications are hard-coded to ask for a username and password, and do not prompt for a verification code. If you want one of these applications to access your Google Account, you must enter an **application-specific password**, not your Google Account password, when asked for a password. [Learn more](#)

Generate new application-specific password

To create an application-specific password, enter the name of the application or device you will use it for:

1

AdWords Editor - Desktop

(ex: "Android", "iPhone", "GoogleTalk/Pidgin client", "POP/IMAP", "Outlook - home computer", "Thunderbird", "Google TV", "Picasa desktop client")

2

Generate password

Your application-specific passwords

Creation date

Android Mail

Feb 8, 2011

[[Revoke](#)]

Outlook

Feb 8, 2011

[[Revoke](#)]

Application-specific password generated

You may now enter your new application-specific password into your application. For security reasons, it will not be displayed again:

bmkf iujx wlvd scze

Spaces don't matter.

You should need to enter this password only once - no need to memorize it.

Hide password

Your application-specific passwords

Creation date

Android Mail

Jul 7, 2011

[[Revoke](#)]

Outlook - Home

Jul 7, 2011

[[Revoke](#)]

AdWord Editor - Desktop

Jul 7, 2011

[[Revoke](#)]