



This is a repository copy of *Speculative bubbles in Bitcoin markets? An empirical investigation into the fundamental value of Bitcoin.*

White Rose Research Online URL for this paper:
<http://eprints.whiterose.ac.uk/84104/>

Version: Accepted Version

Article:

Fry, J. and Cheah, E-T. (2015) Speculative bubbles in Bitcoin markets? An empirical investigation into the fundamental value of Bitcoin. *Economics Letters*, 130. pp. 32-36. ISSN 1873-7374

<https://doi.org/10.1016/j.econlet.2015.02.029>

Reuse

Unless indicated otherwise, fulltext items are protected by copyright with all rights reserved. The copyright exception in section 29 of the Copyright, Designs and Patents Act 1988 allows the making of a single copy solely for the purpose of non-commercial research or private study within the limits of fair dealing. The publisher or other rights-holder may allow further reproduction and re-use of this version - refer to the White Rose Research Online record for this item. Where records identify the publisher as the copyright holder, users can verify any specific terms of use on the publisher's website.

Takedown

If you consider content in White Rose Research Online to be in breach of UK law, please notify us by emailing eprints@whiterose.ac.uk including the URL of the record and the reason for the withdrawal request.



eprints@whiterose.ac.uk
<https://eprints.whiterose.ac.uk/>

Accepted Manuscript

Speculative bubbles in Bitcoin markets? An empirical investigation into the fundamental value of Bitcoin

Eng-Tuck Cheah, John Fry

PII: S0165-1765(15)00089-0

DOI: <http://dx.doi.org/10.1016/j.econlet.2015.02.029>

Reference: ECOLET 6676

To appear in: *Economics Letters*

Received date: 14 November 2014

Revised date: 18 February 2015

Accepted date: 19 February 2015



Please cite this article as: Cheah, E.-T., Fry, J., Speculative bubbles in Bitcoin markets? An empirical investigation into the fundamental value of Bitcoin. *Economics Letters* (2015), <http://dx.doi.org/10.1016/j.econlet.2015.02.029>

This is a PDF file of an unedited manuscript that has been accepted for publication. As a service to our customers we are providing this early version of the manuscript. The manuscript will undergo copyediting, typesetting, and review of the resulting proof before it is published in its final form. Please note that during the production process errors may be discovered which could affect the content, and all legal disclaimers that apply to the journal pertain.

- The current market value of the bitcoin market is currently estimated to be around \$3.3 billion
- Bitcoins prices contain a considerable speculative component
- Bitcoin markets are susceptible to bubbles.
- The fundamental value of bitcoins is zero.

ACCEPTED MANUSCRIPT

Speculative bubbles in Bitcoin markets? An empirical investigation into the fundamental value of Bitcoin

Eng-Tuck Cheah* John Fry†

February 2015

Abstract

Amid its rapidly increasing usage and immense public interest the subject of Bitcoin has raised profound economic and societal issues. In this paper we undertake economic and econometric modelling of Bitcoin prices. As with many asset classes we show that Bitcoin exhibits speculative bubbles. Further, we find empirical evidence that the fundamental price of Bitcoin is zero.

Keywords: Bitcoin; Cryptocurrencies; Bubbles; Econophysics

JEL Classification: C1 E4 G1

1 Introduction

Originally introduced in 2008 by a group of programmers, under the pseudonym Satoshi Nakamoto, Bitcoin is a cryptocurrency or virtual money derived from mathematical cryptography and conceived as an alternative to government-backed currencies. It was originally envisaged that its construction and digital “mining” processes would mean that Bitcoin prices would be relatively stable. However, the fact that Bitcoin prices have recently fallen about 60 percent from their peak value, allied to similar boom-bust patterns in other digital currencies, raises two key questions of interest. Firstly, does this dramatic boom-bust phase constitute a bubble? Secondly, and more importantly, does Bitcoin have a positive fundamental value? In this paper we provide empirical evidence to address the existence of bubbles in Bitcoin markets and to determine the fundamental value of Bitcoin. Using methods that originate in physics, but are increasingly becoming part of mainstream finance (see e.g. Bree and Joseph, 2013; Lin et al., 2014), we find that Bitcoin prices contain a substantial speculative bubble component (Dowd, 2014). More importantly, our results show that the fundamental value of Bitcoin is zero.

Bitcoin is the most famous cryptocurrency with an estimated market capitalization of \$3.3 billion (coinmarketcap.com accessed on Feb 16th 2015) but there are other alternative digital currencies – known as *altcoins*. These altcoins are also gaining in popularity. Rival altcoins to Bitcoin, such as Ripple and Litecoin, also have significant market capitalisations of \$441m and \$66m respectively. It appears that competition between ever-expanding varieties of altcoins may drive down bitcoin’s market share. However, Bitcoin currently accounts for around 83%

*Sheffield University Management School, Conduit Road, Sheffield S10 1FL, UK. E-mail: J.Cheah@sheffield.ac.uk

†Sheffield University Management School, Conduit Road, Sheffield S10 1FL, UK. E-mail: John.Fry@sheffield.ac.uk

of the total estimated cryptocurrency capitalisation of \$3.9 billion. Amid huge public and media interest individuals and organisations have increasingly begun to accept Bitcoin and other cryptocurrencies as valid forms of payment. However, some of this media coverage has been negative – reflecting significant downsides. Bitcoin’s vast proliferation and lack of regulation (Grinberg, 2012; Plasaras, 2013) may mean its usage encourages black market activities to flourish and raises cybersecurity issues with both individuals and organisations coming under attack. This includes threats to users from malicious software and incidents like the hacking of the Tokyo-based Bitcoin exchange Mt Gox.

The academic literature on digital currencies, such as Bitcoin, has only recently begun to emerge (see e.g. Grinberg 2012; Plasaras, 2013; Maurer et al., 2013) and is dwarfed by a multitude of popular articles and unpublished working papers. There is currently much debate about the appropriate interpretation of Bitcoin (see Section 2). Precious metals like gold and paper notes do not generate a cash flow but retain their value because they can be exchanged for goods and services. Bitcoin’s own digital mining processes are intended to replicate the production costs associated with precious metals. In contrast, Bitcoin’s convenience, convertibility and low transaction costs share elements of currencies (Frisby, 2014). Much of the academic literature concentrates upon legal aspects and a more comprehensive analysis related to the fundamental value of these cryptocurrencies is needed. Any currency needs to fulfil a number of functions such as unit of account (Dwyer, 2014), means of payments and store of value. Fundamentally, Bitcoin should represent value. Furthermore, in line with other fiat monies, Bitcoin should command a certain level of confidence among its users. However, recent fluctuations in Bitcoin prices are not suggestive of a constant fundamental value. In fact, Bitcoin prices appear to contain “a substantial speculative component” (Dowd, 2014) that warrants further investigation. Such volatility potentially undermines the role Bitcoin plays as a unit of account. The speculative component could potentially signify bubbles (Dale et al., 2005). Therefore, we address the issue of testing for the existence of speculative bubbles in Bitcoin prices. More importantly, we empirically estimate Bitcoin’s fundamental value. Our results may thus have important implications for speculative investors, policymakers and law enforcement agencies alike (Dowd, 2014).

The remainder of the paper is organised as follows. Section 2 discusses economic approaches to the evaluation of Bitcoin. Section 3 introduces a bubble model derived from the theory of complex systems in physics. Section 4 discusses empirical results. Section 5 concludes.

2 Economic considerations

The status of Bitcoin as an alternative currency or another kind of speculative asset is still unclear and subject to on-going debate (European Central Bank, 2012). In order to serve as money Bitcoin should fulfil the roles of unit of account (Dwyer, 2014), means of payments and store of value. In this regard as the speculative aspects of Bitcoin dominates its other functions Bitcoin prices appear to be at the mercy of nothing more than market sentiments (Dwyer, 2014; Shiller, 2005; Weber, 2014). This has resulted in unpredictable volatility. Such volatility would require that merchants accepting Bitcoin incorporate a spread over the price in the original currency as Bitcoin prices vary. Hence, this undermines the role Bitcoin plays as a unit of account. However, others have argued that Bitcoin cannot be considered as a form of money. For example, some economists have argued that, in order to have value, Bitcoin must be backed by a government with tax and spending powers (Van Alstne, 2014). According to the claim theory of money Bitcoin constitutes a social relation representing a claim on the issuer. In addition, Bitcoin can be considered as a legal tender with regard to enforceable debt and tax

obligations on citizens (Bell, 2001; Dequech, 2013; Ingham, 2004). In the United States the IRS treats Bitcoin as property and consequently, taxable. Other authorities, such as the German Finance Ministry, categorically endorse Bitcoin as a unit of account for tax and trading purposes (Van Alstyne, 2014).

3 A speculative-bubble perspective

Let P_t denote the price of an asset at time t and let $X_t = \log P_t$. The set up of the model is as follows. Following Johansen et al. (2000) our starting point is the equation

$$P(t) = P_1(t)(1 - \kappa)^{j(t)}, \quad (1)$$

where $P_1(t)$ satisfies

$$dP_1(t) = [\mu(t) + \sigma^2(t)/2] P_1(t)dt + \sigma(t)P_1(t)dW_t, \quad (2)$$

where W_t is a Wiener process and $j(t)$ is a jump process satisfying

$$j(t) = \begin{cases} 0 & \text{before the crash} \\ 1 & \text{after the crash.} \end{cases} \quad (3)$$

When a crash occurs $\kappa\%$ is automatically wiped off the value of the asset. Prior to a crash $P(t) = P_1(t)$ and it follows from Itô's formula (Øksendal, 2003; Chapter 4.1) that $X_t = \log(P(t))$ satisfies

$$dX_t = \mu(t)dt + \sigma(t)dW_t - v dj(t), \quad (4)$$

where $v = -\ln[(1 - \kappa)] > 0$. Equation (4) shows us how the bubble will impact upon observed prices. Suppose that a crash has not occurred by time t . In this case we have that

$$E[j(t + \Delta) - j(t)] = \Delta h(t) + o(\Delta), \quad (5)$$

$$\text{Var}[j(t + \Delta) - j(t)] = \Delta h(t) + o(\Delta), \quad (6)$$

where $h(t)$ is the hazard rate.

Assumption 1 (Intrinsic Rate of Return) *The intrinsic rate of return is assumed constant and equal to μ :*

$$E[X_{t+\Delta} - X_t | X_t] = \mu\Delta + o(\Delta). \quad (7)$$

First-order condition. From Assumption 1 equations (4-5) and (7) give

$$\mu(t) - vh(t) = \mu; \quad \mu(t) = \mu + vh(t). \quad (8)$$

Equation (8) shows the rate of return must increase in order to compensate a representative investor for the risk of a crash. However, it can be shown that bubbles also impact upon the volatility.

Assumption 2 (Intrinsic Level of Risk) *The intrinsic level of risk is assumed constant and equal to σ^2 :*

$$\text{Var}[X_{t+\Delta} - X_t | X_t] = \sigma^2\Delta + o(\Delta). \quad (9)$$

Second-order condition. For a bubble to develop a rapid growth in prices alone is not enough. The perceived price risk must also diminish. Similarly, from Assumption 2 equations (4), (6) and (9) give

$$\sigma^2(t) + v^2 h(t) = \sigma^2; \quad \sigma^2(t) = \sigma^2 - v^2 h(t). \quad (10)$$

The model thus states that it is the interplay between risk and return that fundamentally governs the behaviour of financial markets. Assumptions 1-2 show that bubbles can be identified via anomalous behaviour in the drift and volatility in equation (4). During a bubble a representative investor is compensated for the crash risk by an increased rate of return with $\mu(t) > \mu$ the long-term rate of return. This is accompanied by a decrease in the volatility function $\sigma^2(t)$ – a result which though counter-intuitive actually represents market over-confidence (Fry, 2012; 2014a-b). The result thus shows that the historical record alone will not be sufficient to quantify the true level of risk in the market. Inter alia this idea coincides with the notion of seemingly unpredictable and invisible Black Swan events recently popularised by Taleb (2010).

Equations (8) and (10) above mean that we can test for the existence of a speculative bubble by testing the one-sided hypothesis

$$H_0 : v = 0, \quad H_1 : v > 0. \quad (11)$$

On a related theme to equation (11) Fry (2014b) produces the following estimate of fundamental price when $v = 0$:

$$P_F(t) := E(P(t)) = P(0)e^{\tilde{\mu}t}, \quad (12)$$

where $\tilde{\mu} = \mu + \sigma^2/2$. This equation thus makes use of an important stylised empirical fact: namely that financial and economic time series often exhibit approximately exponential behaviour over long time horizons (see e.g Cambell et al., 1997). Further, this approach allows us to account for the fact that prices may undergo substantial periods of growth even in the absence of a bubble. During a bubble ($v > 0$)

$$X_t \sim N(X_0 + \mu t + vH(t), \sigma^2 t - v^2 H(t)), \quad (13)$$

where

$$H(t) := \int_0^t h(u) du. \quad (14)$$

Hence, from equation (14)

$$P_B(t) := E(P(t)) = P(0)e^{\tilde{\mu}t + \left(v - \frac{v^2}{2}\right)H(t)}. \quad (15)$$

Equation (15) leads to the following estimate of the bubble component defined as the “average distance” between fundamental and bubble prices:

$$\begin{aligned} \text{Bubble Component} &= 1 - \frac{1}{T} \int_0^T \frac{P_F(t)}{P_B(t)} dt \\ &= 1 - \frac{1}{T} \int_0^T \left(1 + \frac{t^\beta}{\alpha^\beta}\right)^{-\left(v - \frac{v^2}{2}\right)} dt. \end{aligned} \quad (16)$$

Given plug-in estimates of α , β and v the integral in (16) can be calculated numerically.

Our model also gives us additional insights into the long-term fundamental value of an asset. Consider equation (12). If $\tilde{\mu} < 0$ the fundamental value satisfies

$$\lim_{t \rightarrow \infty} P_F(t) = 0. \quad (17)$$

4 Empirical results

The data consists of daily closing prices for the Bitcoin Coindesk Index from July 18th 2010 to July 17th 2014. Figures 1 and 2 show Bitcoin prices from July 18th 2010 to July 17th 2014 and from July 18th 2010 to December 31st respectively. From Figure 1 Bitcoin prices during this period appear relatively stable before peaking dramatically in late 2013. However, as shown in Figure 2 even in the earliest years of this period the price rises observed are considerable. Following similar studies (e.g. Geraskin and Fantazzini, 2013) we investigate whether or not the google trends search index can be used to provide additional insight. Figure 3 plots the google trends search index for the term “Bitcoin” and shows a notable peak in late 2013 reinforcing an important social dimension to bubbles (Kindelberger and Aliber, 2005).

[Insert Figures 1-3 about here]

According to Shiller (2014) speculative bubbles are characterized by a peculiar kind of fad or social epidemic following the principles of social psychology, imperfect news media and information channels. History is replete with examples of people who gambled and lost during economic booms (Reinhart and Rogoff, 2009). Further, evidence suggests that even rational speculation may still be accompanied by episodes of mass hysteria (Zeira, 1997). Given that 70% of existing Bitcoins are held in dormant accounts (Weber, 2014) Bitcoin seems to behave more like an asset than a currency. Bitcoin’s main attraction seems to lie in being an object of speculation instead of functioning as money. However, the question of Bitcoin’s fundamental value remains important given both the range of related empirical work that has appeared in the literature (see e.g. Campbell et al. 1997 for a review) and wider questions about Bitcoin’s long-term sustainability.

Speculative bubbles can be categorized as either rational or irrational (Dale et al., 2005). Possible explanations for the formation of bubbles include self-fulfilling expectations (rational bubble), mispricing of fundamentals (intrinsic rational bubble) and the endowment of irrelevant exogenous variables with asset pricing value (extrinsic rational bubble). Rational bubbles exist when investors anticipate that they can profitably sell an overvalued asset at an even higher price. In contrast, irrational bubbles are formed when investors are driven by psychological factors unrelated to the asset’s fundamental value. This can occur when investors resort to simple heuristics driven by market sentiments or via irrationally optimistic expectations, fashions and fads (Dwyer, 2014; Shiller, 2005; Weber, 2014). Under these circumstances, the relationship between fundamental value and price breaks down (Dale et al., 2005).

Table 1 presents summary statistics for the log-returns series and shows that Bitcoin prices exhibit rich and volatile market dynamics. In particular, the high mean return points to a dramatic bubble-like price rise. Finally, we ran a BDS test (Brock et al., 1996) to test for dependence in the log-returns. Results were significant ($p = 0.000$) and are suggestive of some hidden underlying structure. In applications such hidden nonlinearity or nonstationarity is often interpreted to mean that the system (here Bitcoin prices) may be approaching a critical transition. Thus, information from multiple sources suggests that Bitcoin may have been subject to a speculative bubble.

[Insert Table 1 about here]

Following MacDonell (2014) we test for bubbles in the Bitcoin index from January 1st 2013-November 30th 2013 to determine if the crash of December 2013 is preceded by a bubble.

Results are shown in Table 2. We reject the null hypothesis (11) and have significant evidence of a bubble. Further, the parameter $\tilde{\mu}$ is not statistically different from zero suggesting that equation (17) applies. Thus, during the bubble price rises are so dramatic that the estimated long-term fundamental value is not statistically different from zero. This result reinforces the fact that the bubble dominates observed prices and occurs amid popular warnings that Bitcoin is “voodoo”. Equation (16) suggests that the bubble accounts for around 48.7% of observed prices.

[Insert Table 2 about here]

As a simple crosscheck we applied two related models that have regularly appeared in the literature. Using the model in Johansen et al. (2000) we reject the null hypothesis of exponential growth in favour of the alternative hypothesis of a nonlinear super-exponential bubble ($p = 0.000$). Similarly, using the model in Andersen and Sornette (2004) we reject the null hypothesis of a random walk in favour of the alternative hypothesis of an explosive bubble ($p = 0.000$).

Following similar approaches taken in Geraskin and Fantazzini (2013) and Phillips et al. (2011) we test for bubbles over a moving time window. Results in Table 3 give evidence in favour of a bubble irrespective of the time interval chosen. However, results suggest a new, more dramatic, bubble phase begins around January 2013.

[Insert Table 3 about here]

5 Conclusions

Amid increasing levels of interest and popularization (see e.g. Frisby, 2014), Bitcoins and other cryptocurrency markets have been under-explored academically. Firstly, as with other asset classes, Bitcoin prices are prone to speculative bubbles. Secondly, the bubble component contained within Bitcoin prices is substantial (Dowd, 2014). Thirdly, the fundamental value of Bitcoin is zero. These results therefore reflect wider academic and popular concerns about Bitcoin’s long-term viability. Results from this study show that cryptocurrency markets share some stylised empirical facts with other markets – namely a vulnerability to speculative bubbles. Future work will undertake further empirical analyses of cryptocurrency markets and the comparison with findings reported for other asset classes appears interesting.

Acknowledgements

The authors gratefully acknowledge helpful comments and suggestions from Professor Kevin Dowd and from an anonymous referee. The usual disclaimer applies.

References

- [1] Andersen, J-V., Sornette, D., 2004. Fearless versus fearful speculative financial bubbles. *Phys. A* 337, 565-585.
- [2] Bell, S., 2001. The role of the state and the hierarchy of money. *Camb. J. of Econ.*, 25, 149-163.

- [3] Bree, D. S., Josph, N. L., 2013. Testing for financial crashes using the log-periodic power law model. *Int. Rev. of Finananc. Analys.* 30, 287-297.
- [4] Brock, W. A., Dechert, W. D., Scheinkman, J. A., Le Baron, B., 1996. A test for independence based on the correlation dimension. *Econom. Rev.* 15, 197-235.
- [5] Campbell, J. Y., Lo, A., MacKinlay, A. C. (1997) The econometrics of financial markets. Princeton University Press, Princeton.
- [6] Dale, R. S., Johnson, J. E. V., Tang, L. L., 2005. Irrational behaviour during the South Sea bubble. *Econ. Hist. Rev.* 83, 233-271.
- [7] Dequech, D., 2013. Is money a convention and/or a creature of the state? The convention of acceptability, the state, contracts and taxes. *J. of Post Keynes. Econ.* 36, 251-273.
- [8] Dowd, K., 2014. New private monies. A bit-part player? Institute of Economic Affairs, London.
- [9] Dwyer, G. P., 2014. The economics of Bitcoin and other similar private digital currencies. *J. of Financ. Stab.* (forthcoming)
- [10] European Central Bank, 2012. Virtual currency schemes. Preprint. <https://www.ecb.europa.eu/pub/pdf/other/virtualcurrencyschemes201210en.pdf>
- [11] Frisby, D., 2014. Bitcoin: the future of money? Unbound, London.
- [12] Fry, J., 2012. Exogenous and endogenous crashes as phase transitions in complex financial systems. *Eur. Phys. J. B* 85, 405.
- [13] Fry, J., 2014a. Shocks, bubbles and elementary technical trading strategies. *Eur. Phys. J. B* 87, 1.
- [14] Fry, J., 2014b. Multivariate bubbles and antibubbles. *Eur. Phys. J. B* 87, 174.
- [15] Geraskin, P., Fantazzini, D., 2013. Everything you always wanted to know about log periodic power laws for bubble modelling but were afraid to ask. *Eur. J. of Financ.* 219, 366-391.
- [16] Grinberg, R., 2012. Bitcoin: an alternative digital currency. *Hastings Sci. and Tech. Law J.* Winter 2012, 159-208
- [17] Ingham, G., 2004. The nature of money. Polity Press, Cambridge.
- [18] Johansen, A., Ledoit, O., Sornette, D., 2000. Crashes as critical points. *Int. J. of Theor. and Appl. Financ.* 3, 219-255.
- [19] Kindelberger, C. M., Aliber, R., 2005. Manias, panics and crashes; A history of financial crises, fifth ed. Wiley, Hoboken, New Jersey.
- [20] Lin, L., Ren, R. E., Sornette, D., 2014. The volatility-confined LPPL model: A consistent model of 'explosive' financial bubbles with mean-reverting residuals. *Int. Rev. of Financ. Analys.* 33, 210-225.
- [21] MacDonell, A., 2014. Popping the Bitcoin bubble: an application of log-periodic power law modelling to digital currency. Preprint.

- [22] Maurer, B., Nelms, T. C., Swartz, L., 2013. “When perhaps the real problem is money itself!”: the practical materiality of Bitcoin. *Soc. Semiot.* 23, 261-277.
- [23] Øksendal, B., 2003. Stochastic differential equations: an introduction, sixth ed. Springer, Heidelberg, New York, Dordrecht, London.
- [24] Phillips, P. C. B., Wu, Y., Yu, J., 2011. Explosive behavior in the 1990s Nasdaq; when did exuberance escalate asset values? *Int Econ. Rev.* 52, 201-226
- [25] Plasaras, N., 2013. Regulating digital currencies: bringing Bitcoin within the reach of the IMF. *Chic. J. of Int. Law* 14, 377.
- [26] Reinhart, C. M., Rogoff, K., 2009. This time it’s different. Eight centuries of financial folly. Princeton University Press, Princeton.
- [27] Shiller, R. J., 2005. Irrational exuberance, second ed. Princeton University Press, Princeton.
- [28] Shiller, R. J., 2014. Speculative asset prices. *Am. Econ. Rev.* 104, 1486-1517.
- [29] Taleb, N. N., 2010. The Black Swan, second ed. Random House.
- [30] Van Alstyne, M., 2014. Economic and business dimensions: Why Bitcoin has value. *Commun. of the ACM* 57, 30-33.
- [31] Weber, B., 2014. Bitcoin and the legitimacy crisis of money. *Camb. J. of Econ.* (forthcoming)
- [32] Zeira, J., 1999. Informational overshooting, booms and crashes. *J. of Monet. Econ.* 43, 237-257.

Figures and Tables

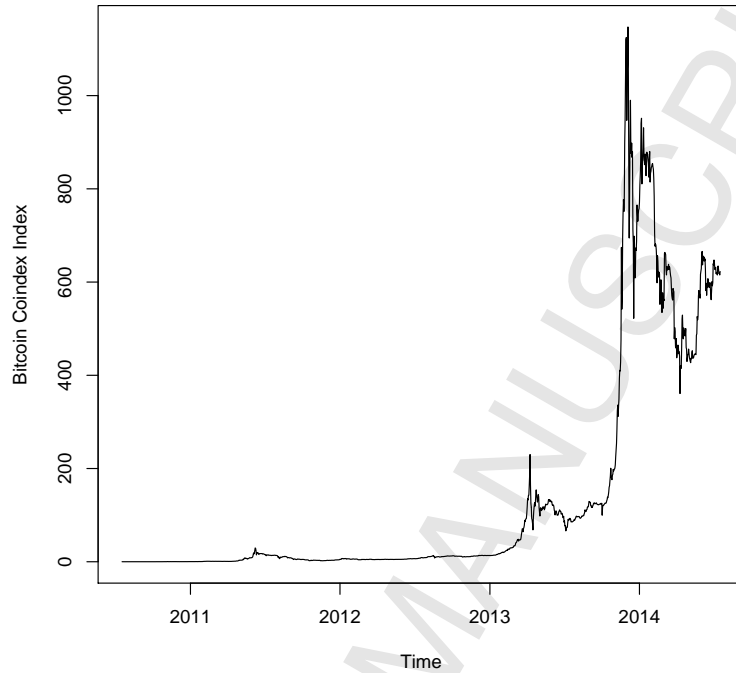


Figure 1: Daily closing prices of the Coindesk Bitcoin Index (US Dollars).

Mean	0.006088821
Median	0.002512208
Standard Deviation	0.07117108
Skewness	-0.3519514
Kurtosis	11.97878
Jarque-Bera	4934.438

Table 1: Summary statistics of the log-returns series

Parameter	Estimate	E.S.E.	t -value	p -value
v	0.546	0.090	6.060	0.000
$\tilde{\mu}$	0.00166	0.00195	0.852	0.394

Table 2: Parameter estimates of the stochastic bubble model

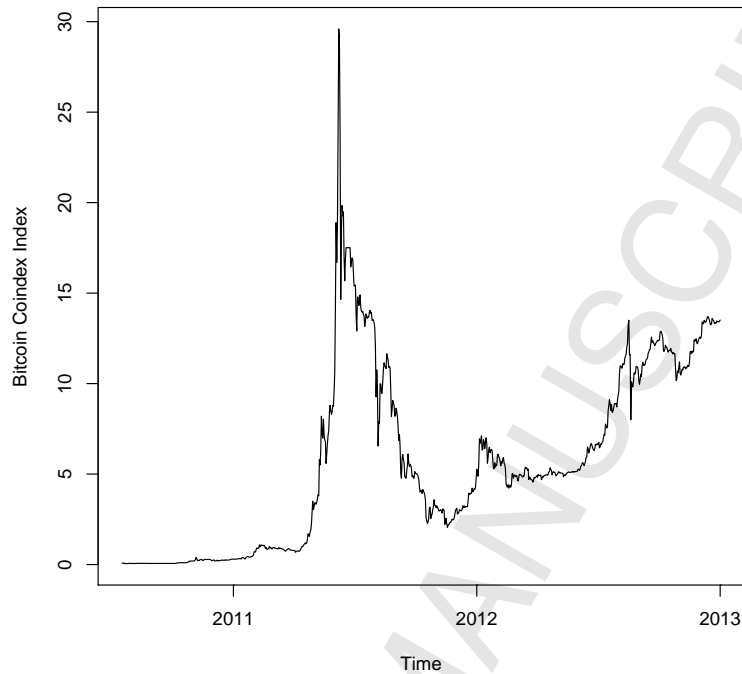


Figure 2: Daily closing prices of the Coindesk Bitcoin Index (US Dollars) July 2010-December 2012.

Time Window	p -value
July 2010-December 2012	0.000
November 2012-January 2013	0.078
December 2012-February 2013	0.001
January 2013-March 2013	0.000
February 2013-April 2013	0.000
March 2013-May 2013	0.000
April 2013-June 2013	0.000
May 2013-July 2013	0.000
June 2013-August 2013	0.000
July 2013-September 2013	0.000
August 2013-October 2013	0.000
September 2013-November 2013	0.000

Table 3: Likelihood ratio tests of the null hypothesis of no speculative bubble over a moving time window

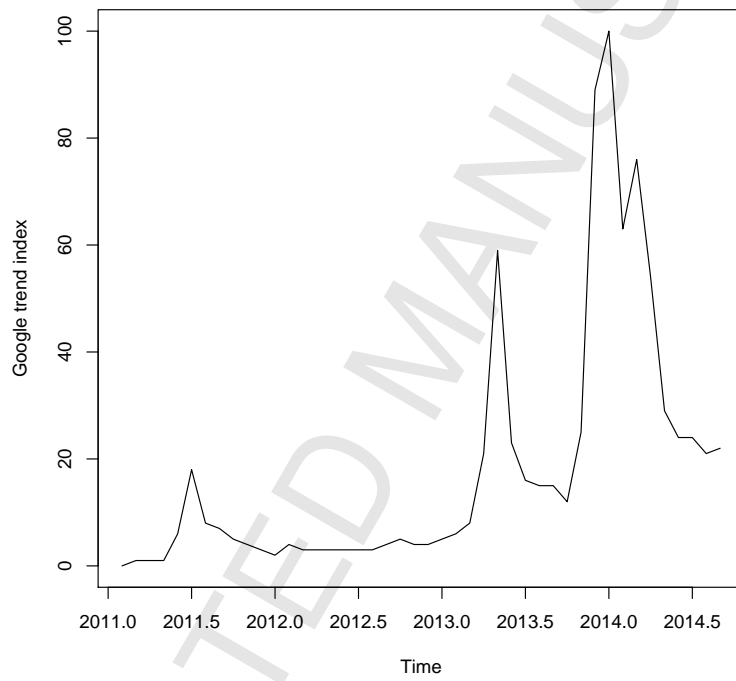


Figure 3: Google trends search index for "Bitcoin".