

M.B. BARBARO *et al.*

Nuclear dependence of the 2p2h electroweak response in the Relativistic Fermi Gas model *

M.B. Barbaro^{1,2}, J.E. Amaro³, J.A. Caballero⁴, A. De Pace², T.W. Donnelly⁵, G.D. Megías⁴, I. Ruiz Simo³

¹Dipartimento di Fisica, Università di Torino, Italy

²Istituto Nazionale di Fisica Nucleare, Sezione di Torino, Italy

³Departamento de Física Atomica, Molecular y Nuclear and Instituto de Física Teórica y Computacional Carlos I, Universidad de Granada, Spain

⁴Departamento de Física Atomica, Molecular y Nuclear, Universidad de Sevilla, Spain

⁵Center for Theoretical Physics, Laboratory for Nuclear Science and Department of Physics, Massachusetts Institute of Technology, Cambridge, USA

Abstract. We present the results of a recent study [1] of meson-exchange two-body currents in lepton-nucleus inclusive scattering at various kinematics and for different nuclei within the Relativistic Fermi Gas model. We show that the associated nuclear response functions at their peaks scale as Ak_F^2 , for Fermi momentum k_F going from 200 to 300 MeV/c and momentum transfer q from $2k_F$ to 2 GeV/c. This behavior is different from what is found for the quasielastic response, which scales as A/k_F . This result can be valuable in the analyses of long-baseline neutrino oscillation experiments, which need to implement these nuclear effects in Monte Carlo simulations for different kinematics and nuclear targets.

PACS number: 13.15.+g, 25.30.Pt

The study of two-particle two-hole (2p-2h) excitations in lepton-nucleus scattering has gathered renewed attention over the last few years owing to its importance for neutrino oscillation experiments. While the main purposes of these experiments are the precise measurement of neutrino properties and the exploration of new physics beyond the Standard Model of particle physics, the data analysis strongly relies on the input from nuclear physics. The analysis of the currently operating (T2K, NOvA) and future (T2HK, DUNE) long-baseline neutrino oscillation experiments requires indeed a very precise knowledge of neutrino-nucleus cross sections

*Contribution presented at the Workshop “Advanced Aspects in Nuclear Structure and Reactions at Different Energy Scales”, 25-28 April 2017, Arbanasi, Bulgaria

NUCLEAR DEPENDENCE OF THE 2P2H RESPONSE

over an energy regime going from hundreds to thousands of MeV. The main difficulty in the interpretation of the data arises from the ignorance of the exact incoming neutrino energy, which is widely distributed around its average value according to a certain flux $\Phi(E_\nu)$. The reconstruction of the neutrino energy from the observed reaction products is obviously strongly dependent upon the nuclear model used in the analysis. Hence the need for an accurate description of the many-body nuclear system and of different reaction mechanisms, from the quasielastic (QE) region up to the deep-inelastic scattering one. This has motivated an intense recent activity on this subject. An updated review of the status and challenges of the field can be found in Ref. [2].

2p2h excited states have been extensively explored in the past [3]- [14] in electron scattering studies: they correspond to the ejection of two nucleons above the Fermi level, with the associated creation of two holes inside the Fermi sea, and give a large contribution to the inclusive (e, e') cross section in the so-called “dip region” lying between the QE and $\Delta(1232)$ excitation peaks (see [15] for an exhaustive comparison with electron scattering data on ^{12}C). In neutrino scattering, 2p-2h excitations have been shown [16]- [25] to play a crucial role in explaining the cross sections measured in the MiniBooNE, MINERvA and T2K experiments [26–31].

Whereas most of the existing work on the 2p2h contribution to neutrino-nucleus cross section refers to a carbon target [15–17, 19, 32–40], it is becoming more and more important to extend the calculations to heavier nuclei, in particular argon and oxygen, which also are and will be used as targets in neutrino oscillation experiments. The exact evaluation of the 2p2h cross section involves a 7-dimensional integral for each value of the energy and momentum transfer, and an additional integral over the experimental neutrino flux should be performed before comparing with the data. Although this can be done in principle for different nuclear targets, it is useful to provide an estimate of the density dependence of these contributions, which can be used to extrapolate the results from one nucleus to another. This is the main motivation of the present study.

The lepton-nucleus inclusive cross section can be described in terms of response functions, which embody the nuclear dynamics. There are two response functions in the case of electron scattering, R^L and R^T , and five in the case of charged-current (anti)neutrino scattering, R^{CC} , R^{CL} , R^{LL} , R^T , and $R^{T'}$, all of them depending upon the momentum and energy transfer (q, ω) . Each response function is related to specific components of the hadronic tensor $W^{\mu\nu}(q, \omega)$ and receives contributions from different reaction mechanisms (one-body knockout, two-body knockout, resonance excitation, etc.) depending on the kinematics.

Before examining the two-body contribution, it is worth reminding how

the one-body cross section depends on the nuclear density. In [41, 42] inclusive electron scattering data from various nuclei were analyzed in terms of “superscaling”: it was shown that, for energy loss below the quasielastic peak, the scaling functions, represented versus an appropriate dimensionless scaling variable, are not only independent of the momentum transfer (scaling of first kind), but they also coincide for mass number $A \geq 4$ (scaling of second kind). More specifically, the reduced QE cross section was found to scale as A/k_F , k_F being the Fermi momentum. It was also shown that for higher energy transfers superscaling is broken and that its violations reside in the transverse channel rather than in the longitudinal one. Such violations must be ascribed to reaction mechanisms different from one-nucleon knockout. Two-particle-two-hole excitations, which are mainly transverse and occur in the region between the quasielastic and Δ production peaks, are – at least in part – responsible for this violation.

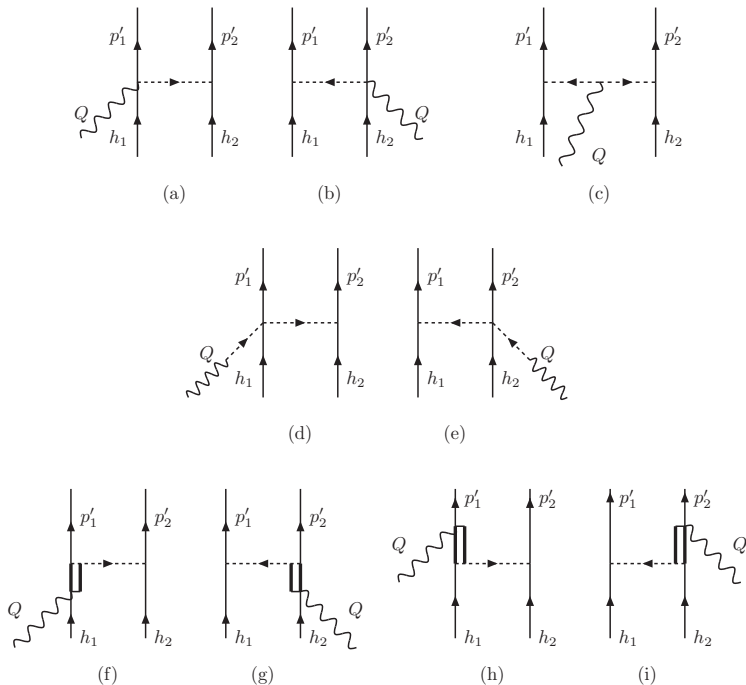


Figure 1. Feynman diagrams for the electroweak MEC model corresponding to neutrino scattering

The model we use to evaluate the 2p-2h nuclear responses is based on the Relativistic Fermi Gas (RFG), where it is possible to perform an exact relativistic calculation. It should be stressed that in the GeV energy regime

NUCLEAR DEPENDENCE OF THE 2P2H RESPONSE

we are interested in these effects cannot be ignored. In the RFG model relativity affects not only the kinematics, but also the nuclear current matrix elements, which are different from the non-relativistic ones.

The two-body meson exchange currents (MEC) used in this work are represented in Fig. 1 for the weak case (where the wavy line represents a W-boson) and are deduced from a fully relativistic Lagrangian including nucleons (solid lines), pions (dashed lines) and Δ (thick lines in diagrams f-i) degrees of freedom. In the electromagnetic case the diagrams (d) and (e) are absent and the wavy line represents the exchanged photon. These elementary diagrams give rise to a huge number of many-body diagrams, each of them involving a 7-dimensional integral. In order to speed up the calculation we have recently proposed and tested approximate schemes, capable of reducing the dimensionality of the integral to 1 [43] or 3 [44]. However here we employ the exact results. Further details of the model can be found in [13] for the electromagnetic case and in [39] for the extension to the weak sector.

Since the behavior with density of the nuclear response is not expected to depend very much on the specific channel or on the nature of the probe, for sake of illustration we focus on the electromagnetic 2p-2h transverse response, which largely dominates over the longitudinal one. Our starting point is therefore the electromagnetic transverse response, R_{MEC}^T , which is displayed in Fig. 2 as a function of the energy transfer ω for momentum transfers q ranging from 50 to 2000 MeV/c and three values of k_F from 200 to 300 MeV/c, the typical range of Fermi momenta to which most nuclei belong [45].

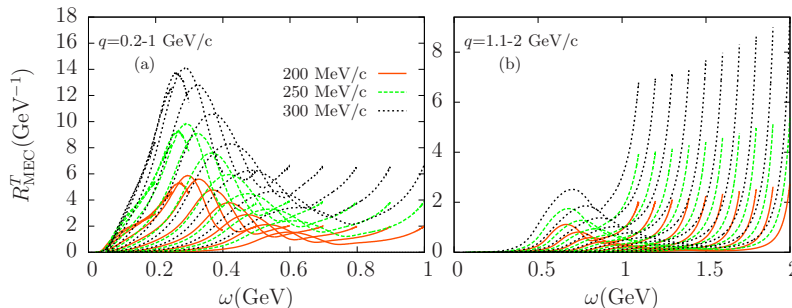


Figure 2. The 2p-2h MEC response plotted versus ω for three values of the Fermi momentum k_F and for different values of the momentum transfer $q = 200, \dots, 1000$ MeV/c (left panel) and $1100, \dots, 2000$ MeV/c (right panel), increasing from left to right.

In order to appreciate the relevance of the MEC response as compared to QE one, in Fig. 3 we show both response functions for two values of

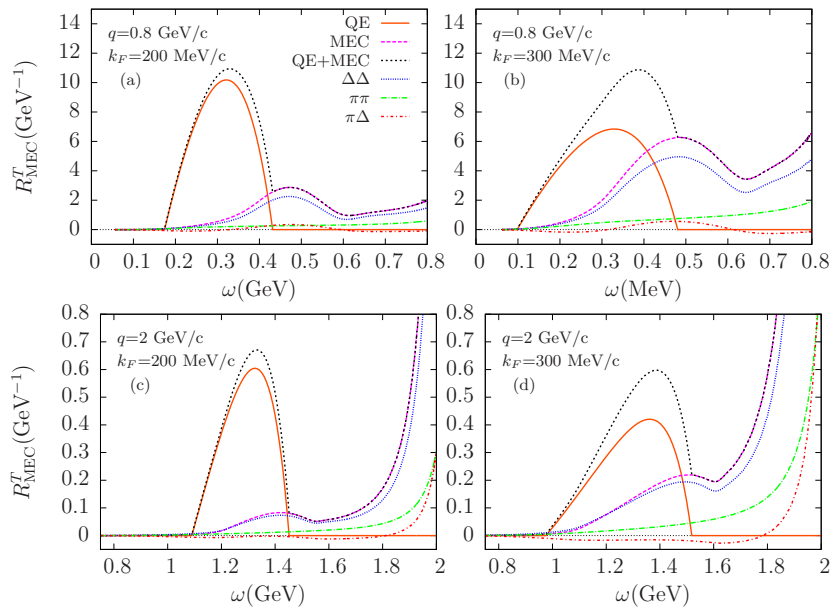


Figure 3. The 2p-2h MEC transverse response R_{MEC}^T and the separate $\Delta\Delta$, $\pi\pi$ and $\pi\Delta$ -interference components plotted versus ω . The free RFG transverse response (red curves) is also shown for reference.

the momentum transfer and two different k_F . The MEC response is also splitted into its $\Delta\Delta$, $\pi\pi$ and $\pi\Delta$ -interference components, showing that the $\Delta\Delta$ contribution is dominant in all cases. It appears that, while for a relatively light nucleus ($k_F=200$ MeV/c) the MEC peak drops from $\sim 30\%$ to $\sim 10\%$ of the QE one when the momentum transfer q goes from 0.8 to 2 GeV/c, for a heavy nucleus ($k_F=300$ MeV/c) the MEC peak is almost as high as the QE one at $q=0.8$ GeV/c and about half of it for $q=2$ GeV/c. This shows that the k_F -behavior of the 2p2h response is very different from the above mentioned $1/k_F$ scaling law typical of the QE response (scaling of second kind). The results in Fig. 3 also show that the 2p2h response drops faster than the quasielastic one as the momentum transfer increases, according to the fact that the MEC also break scaling of first kind.

In order to explore the k_F -behavior of R_{MEC}^T , we first remove the single-nucleon physics from the problem (which also causes the fast growth of the response as ω approaches the light-cone) and we define the following

NUCLEAR DEPENDENCE OF THE 2P2H RESPONSE

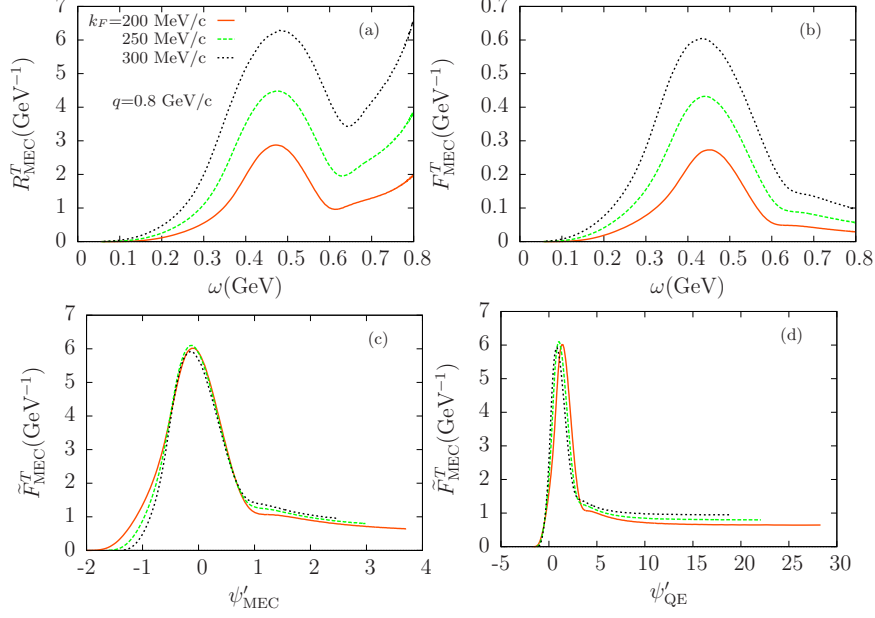


Figure 4. Upper panels: the 2p-2h MEC response (a) and the reduced response defined by Eq. (1) (b) plotted versus ω for $q=800$ MeV/c and Fermi momentum k_F varying between 200 (lower curve) and 300 (upper curve) MeV/c. Lower panels: the corresponding scaled 2p-2h MEC response defined by Eq. (2) plotted versus the scaling variables ψ'_{MEC} (c) and ψ'_{QE} (d).

reduced response (per nucleon)

$$F_{\text{MEC}}^T(q, \omega) \equiv \frac{R_{\text{MEC}}^T(q, \omega)}{ZG_{M_p}^2(\tau) + NG_{M_n}^2(\tau)}, \quad (1)$$

where $\tau \equiv (q^2 - \omega^2)/(4m_N^2)$ and G_{M_p} and G_{M_n} are the proton and neutron magnetic form factors. For simplicity here we neglect in the single-nucleon dividing factor small contributions coming from the motion of the nucleons, where the electric form factor contributes, which depend on the Fermi momentum [47]. In the upper panels of Fig. 4 we show the response R_{MEC}^T and the reduced response F_{MEC}^T for $q=800$ MeV/c and the same three values of k_F used above. It clearly appears that the 2p-2h response, unlike the 1-body quasielastic one, increases as the Fermi momentum increases. In the lower panels of Fig. 4 we display the scaled 2p-2h MEC response, defined as

$$\tilde{F}_{\text{MEC}}^T(\psi'_{\text{MEC}}) \equiv \frac{F_{\text{MEC}}^T}{\eta_F^2}, \quad (2)$$

namely the reduced response divided by $\eta_F^2 \equiv (k_F/m_N)^2$, as a function of the MEC scaling variable $\psi'_{\text{MEC}}(q, \omega, k_F)$ (left panel) and of the quasielastic one $\psi'_{\text{QE}}(q, \omega, k_F)$ (right panel). The MEC scaling variable is defined in Ref. [1], in analogy with the usual QE scaling variable [47]. The results show that the reduced 2p-2h response per nucleon roughly scales as k_F^2 when represented as a function of ψ'_{MEC} (Fig. 4c), *i.e.*, the scaled 2p-2h MEC response shown there coalesces at the peak into a universal result. This scaling law is very accurate at the peak of the 2p-2h response, while it is violated to some extent at large negative values of the scaling variable. Fig. 4d shows that in this “deep scaling” region it is more appropriate to use the usual scaling variable ψ'_{QE} devised for quasielastic scattering. This latter region was previously investigated in [14], where the specific cases of ^{12}C and ^{197}Au were considered and the results were compared with JLab data at electron energy $\epsilon=4.045$ GeV: there it was shown that at very high momentum transfers the 2p-2h MEC contributions are very significant in this deep scaling region, to the extent that they may even provide the dominant effect. Nevertheless, the scaling violations associated to them were shown to be reasonably compatible with the spread found in the data.

A closer inspection of the scaling properties of the 2p-2h response, performed in Ref. [1], has also shown that all the contributions ($\Delta\Delta$, $\pi\pi$ and $\pi\Delta$) roughly grow as k_F^2 , the quality of scaling being better for the $\Delta\Delta$ piece than for the other two contributions. Furthermore, at high momentum transfer the total MEC response scales better than the pure Δ piece around the peak, indicating a compensation of scaling violations between the three terms.

In Fig. 5 the scaled 2p-2h MEC response is now plotted versus ψ'_{MEC} for four values of q . Here we see that the same k_F -dependence is valid for different values of q as long as Pauli blocking is not active, namely $q > 2k_F$. At lower q and in the deep scaling region this type of scaling is seen to be broken.

Finally, focusing on practical cases, in Fig. 6 we show R_{MEC}^T versus ω , together with \tilde{F}_{MEC}^T and

$$f_{\text{MEC}}^T \equiv F_{\text{MEC}}^T \times k_F \quad (3)$$

versus ψ'_{QE} for three values of q and for the symmetric nuclei ^4He , ^{12}C , ^{16}O and ^{40}Ca . The case of asymmetric nuclei, $Z \neq N$ requires more involved formalism and will be addressed in future work, although preliminary studies indicate that the qualitative behavior with k_F does not change dramatically unless $N - Z$ is very large. The cases of ^{12}C and ^{16}O are clearly relevant for ongoing neutrino oscillation studies, whereas the case of ^{40}Ca is a symmetric nucleus lying close to the important case of

NUCLEAR DEPENDENCE OF THE 2P2H RESPONSE

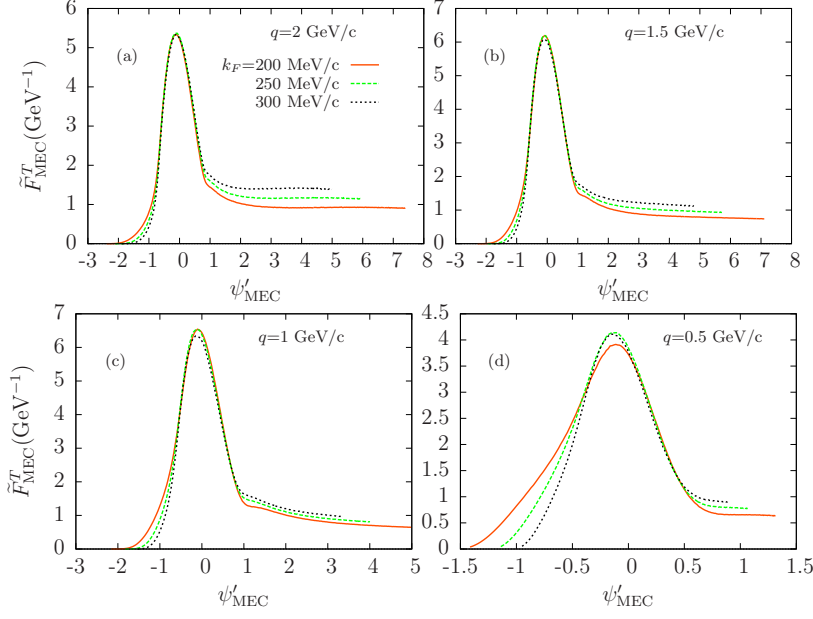


Figure 5. As for Fig. 4c, but now for different values of q .

^{40}Ar . For comparison, ^4He is also displayed and, despite its small mass, is seen to be “typical”. In contrast, the case of ^2H , whose Fermi momentum is unusually small ($k_F = 55$ MeV/c), was also explored and found to be completely anomalous: the MEC responses (R_{MEC}^T) and superscaling results (f_{MEC}^T) were both too small to show in the figure.

Summarizing, the 2p-2h MEC response function per nucleon roughly grows as k_F^2 for Fermi momenta varying from 200 to 300 MeV/c. This scaling law is excellent around the MEC peak for high values of q , it starts to break down around $q = 2k_F$, and gets worse and worse as q decreases. This behavior must be compared with that of the 1-body response, which scales as $1/k_F$: hence the relative importance of the 2p-2h contribution grows as k_F^3 . This result allows one to get an estimate of the relevance of these contributions for a variety of nuclei, of interest in ongoing and future neutrino scattering experiments, and should facilitate the implementation of 2p-2h effects in event generators.

Acknowledgements

This work was partially supported by the INFN under Project MANY-BODY, by the University of Turin under Project BARM-RIC-LOC-15-

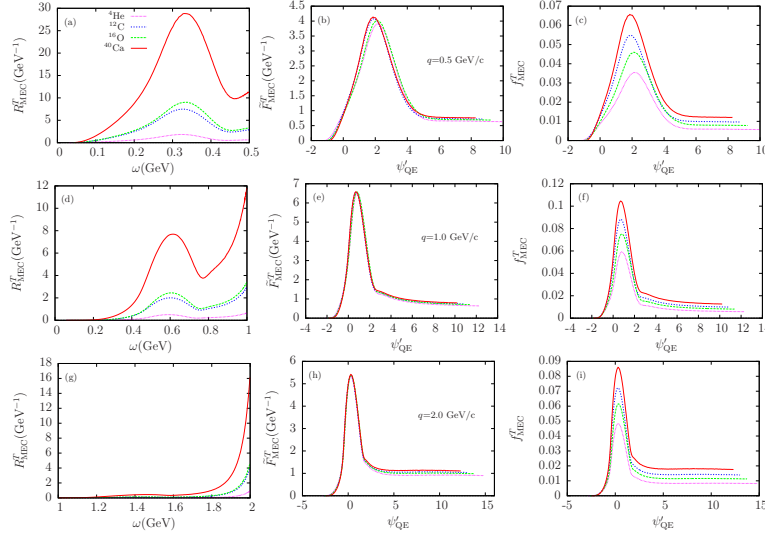


Figure 6. The 2p-2h MEC response (first column), the corresponding scaled response \tilde{F}_{MEC}^T defined by Eq. (2) (second column) and the superscaling function f_{MEC}^T defined by Eq. (3) (third column) for four nuclei and three values of momentum transfer q .

02, by the Spanish Ministerio de Economía y Competitividad and ERDF (European Regional Development Fund) under contracts FIS2014-59386-P, FIS2014-53448-C2-1, by the Junta de Andalucía (grants No. FQM-225, FQM160), and part (TWD) by the U.S. Department of Energy under cooperative agreement DE-FC02-94ER40818. IRS acknowledges support from a Juan de la Cierva-incorporación program from Spanish MINECO. GDM acknowledges support from a Junta de Andalucía program (FQM7632, Proyectos de Excelencia 2011).

References

- [1] J. E. Amaro, M. B. Barbaro, J. A. Caballero, A. De Pace, T. W. Donnelly, G. D. Megias and I. Ruiz Simo, *Phys. Rev. C* 95, no. 6, 065502 (2017).
- [2] L. Alvarez-Ruso *et al.*, “NuSTEC White Paper: Status and Challenges of Neutrino-Nucleus Scattering,” arXiv:1706.03621 [hep-ph].
- [3] T. W. Donnelly, J. W. Van Orden, T. De Forest, Jr. and W. C. Hermans, *Phys. Lett.* 76B, 393 (1978).
- [4] J. W. Van Orden and T. W. Donnelly, *Annals Phys.* 131 (1981) 451.
- [5] W.M. Alberico, M. Ericson, and A. Molinari, *Annals Phys.* 154 (1984) 356.
- [6] J. E. Amaro, G. Co’, A. M. Lallena, *Annals Phys.* 221 (1993) 306.

NUCLEAR DEPENDENCE OF THE 2P2H RESPONSE

- [7] J. E. Amaro, A. M. Lallena and G. Co, Nucl. Phys. A 578 (1994) 365.
- [8] W.M. Alberico, A. De Pace, A. Drago, and A. Molinari, Riv. Nuov. Cim. vol. 14, (1991) 1.
- [9] A. Gil, J. Nieves, and E. Oset, Nucl. Phys. A 627 (1997) 543.
- [10] M.J. Dekker, P.J. Brussaard, and J.A. Tjon, Phys. Lett. B 266 (1991) 249.
- [11] M.J. Dekker, P.J. Brussaard, and J.A. Tjon, Phys. Lett. B 289 (1992) 255.
- [12] M.J. Dekker, P.J. Brussaard, and J.A. Tjon, Phys. Rev. C 49 (1994) 2650.
- [13] A. De Pace, M. Nardi, W. M. Alberico, T. W. Donnelly and A. Molinari, Nucl. Phys. A 726, 303 (2003).
- [14] A. De Pace, M. Nardi, W. M. Alberico, T. W. Donnelly and A. Molinari, Nucl. Phys. A 741, 249 (2004).
- [15] G. D. Megias, J. E. Amaro, M. B. Barbaro, J. A. Caballero and T. W. Donnelly, Phys. Rev. D94 (2016) 013012.
- [16] M. Martini, M. Ericson, G. Chanfray, J. Marteau, Phys. Rev. C80 (2009) 065501.
- [17] J.E. Amaro, M.B. Barbaro, J.A. Caballero, T.W. Donnelly and C.F. Williamson, Phys. Lett. B696 (2011) 151.
- [18] M. Martini, M. Ericson, G. Chanfray, J. Marteau, Phys.Rev. C81 (2010) 045502.
- [19] J. Nieves, I. Ruiz Simo, M.J. Vicente Vacas, Phys.Rev. C83 (2011) 045501.
- [20] J. Nieves, I. Ruiz Simo, M.J. Vicente Vacas, Phys.Lett. B707 (2012) 72.
- [21] J.E. Amaro, M.B. Barbaro, J.A. Caballero, T.W. Donnelly, C.F. Williamson, Phys.Lett. B696 (2011) 151.
- [22] J.E. Amaro, M.B. Barbaro, J.A. Caballero, T.W. Donnelly, Phys.Rev.Lett. 108 (2012) 152501.
- [23] T. Van Cuyck, N. Jachowicz, R. Gonzalez-Jimenez, M. Martini, V. Pandey, J. Ryckebusch and N. Van Dessel, Phys. Rev. C 94, 024611 (2016).
- [24] T. Van Cuyck, N. Jachowicz, R. Gonzalez-Jimenez, J. Ryckebusch and N. Van Dessel, arXiv:1702.06402 [nucl-th].
- [25] J. E. Amaro, C. Maieron, M. B. Barbaro, J. A. Caballero and T. W. Donnelly, Phys. Rev. C 82 (2010) 044601.
- [26] A.A. Aguilar-Arevalo *et al.* [MiniBooNE Collaboration], Phys. Rev. D81 (2010) 092005.
- [27] A.A. Aguilar-Arevalo *et al.* [MiniBooNE Collaboration], Phys. Rev. D88 (2013) 032001.
- [28] P.A. Rodrigues *et al.* [MINERvA Collaboration], Phys. Rev. Lett. 116, 071802 (2016).
- [29] G.A. Fiorentini *et al.* (MINERvA Collaboration), Phys. Rev. Lett. 111 (2013) 022502.
- [30] K. Abe *et al.* (T2K Collaboration), Phys. Rev. D87 (2013) 092003.
- [31] K. Abe *et al.* (T2K Collaboration), Phys. Rev. D90 (2014) 052010.
- [32] O. Benhar, A. Lovato and N. Rocco, Phys. Rev. C92 (2015) 024602.
- [33] N. Rocco, A. Lovato and O. Benhar, Phys. Rev. C94 (2016) 065501.
- [34] G. D. Megias, J. E. Amaro, M. B. Barbaro, J. A. Caballero, T. W. Donnelly and I. Ruiz Simo, Phys. Rev. D 94 (2016) 093004.

- [35] M. V. Ivanov, G. D. Megias, R. González-Jiménez, O. Moreno, M. B. Barbaro, J. A. Caballero and T. W. Donnelly, *J. Phys. G* 43 (2016) no.4, 045101.
- [36] M. V. Ivanov *et al.*, *Phys. Rev. C* 91 (2015) no.3, 034607.
- [37] M. V. Ivanov *et al.*, *J. Phys. Conf. Ser.* 724 (2016) no.1, 012020.
- [38] M. V. Ivanov *et al.*, *AIP Conf. Proc.* 1722 (2016) 030005.
- [39] I. Ruiz Simo, J. E. Amaro, M. B. Barbaro, A. De Pace, J. A. Caballero and T. W. Donnelly, *J. Phys. G* 44 (2017) 065105.
- [40] T. Katori and M. Martini, arXiv:1611.07770 [hep-ph].
- [41] T. W. Donnelly and I. Sick, *Phys. Rev. Lett.* 82 (1999) 3212.
- [42] T. W. Donnelly and I. Sick, *Phys. Rev. C* 60 (1999) 065502.
- [43] I. Ruiz Simo, J. E. Amaro, M. B. Barbaro, J. A. Caballero, G. D. Megias and T. W. Donnelly, *Phys. Lett. B* 770, 193 (2017).
- [44] I. Ruiz Simo, J. E. Amaro, M. B. Barbaro, J. A. Caballero, G. D. Megias and T. W. Donnelly, arXiv:1706.06377 [nucl-th].
- [45] C. Maieron, T. W. Donnelly and I. Sick, *Phys. Rev. C* 65 (2002) 025502.
- [46] J. E. Amaro, M. B. Barbaro, J. A. Caballero, T. W. Donnelly, A. Molinari and I. Sick, *Phys. Rev. C* 71 (2005) 015501.
- [47] W. M. Alberico, A. Molinari, T. W. Donnelly, E. L. Kronenberg and J. W. Van Orden, *Phys. Rev. C* 38 (1998) 1801.