

The logo for IRIS AperTO, featuring the text "IRIS" in a large, white, serif font, "Aper" in a smaller, white, sans-serif font, and "TO" in a large, white, serif font, all set against a red rectangular background.

UNIVERSITÀ  
DEGLI STUDI  
DI TORINO

This Accepted Author Manuscript (AAM) is copyrighted and published by Elsevier. It is posted here by agreement between Elsevier and the University of Turin. Changes resulting from the publishing process - such as editing, corrections, structural formatting, and other quality control mechanisms - may not be reflected in this version of the text. The definitive version of the text was subsequently published in NUCLEAR INSTRUMENTS & METHODS IN PHYSICS RESEARCH. SECTION A, ACCELERATORS, SPECTROMETERS, DETECTORS AND ASSOCIATED EQUIPMENT, 824, 2015, 10.1016/j.nima.2015.11.082.

You may download, copy and otherwise use the AAM for non-commercial purposes provided that your license is limited by the following restrictions:

- (1) You may use this AAM for non-commercial purposes only under the terms of the CC-BY-NC-ND license.
- (2) The integrity of the work and identification of the author, copyright owner, and publisher must be preserved in any copy.
- (3) You must attribute this AAM in the following format: Creative Commons BY-NC-ND license (<http://creativecommons.org/licenses/by-nc-nd/4.0/deed.en>), 10.1016/j.nima.2015.11.082

The publisher's version is available at:

<http://linkinghub.elsevier.com/retrieve/pii/S0168900215014564>

When citing, please refer to the published version.

Link to this full text:

<http://hdl.handle.net/2318/1636171>

This full text was downloaded from iris - AperTO: <https://iris.unito.it/>

---

iris - AperTO

University of Turin's Institutional Research Information System and Open Access Institutional Repository

1 A Cylindrical GEM Detector with Analog Readout for  
2 the BESIII Experiment

3 A. Amoroso<sup>a,b</sup>, R. Baldini<sup>c</sup>, M. Bertani<sup>c</sup>, D. Bettoni<sup>d</sup>, F. Bianchi<sup>a,b</sup>,  
4 A. Calcaterra<sup>c</sup>, V. Carassiti<sup>d</sup>, S. Cerioni<sup>c</sup>, J. Chai<sup>a,g</sup>, G. Cibinetto<sup>d,\*</sup>, G.  
5 Cotto<sup>a,b</sup>, F. De Mori<sup>a,b</sup>, M. Destefanis<sup>a,b</sup>, J.Dong<sup>c,g</sup>, M.Dong<sup>g</sup>, R. Farinelli<sup>d,e</sup>,  
6 L. Fava<sup>a,b</sup>, G. Felici<sup>c</sup>, E. Fioravanti<sup>d</sup>, I. Garzia<sup>d</sup>, M. Gatta<sup>c</sup>, M. Greco<sup>a,b</sup>, J.F.  
7 Hu<sup>a,b</sup>, T. Johansson<sup>h</sup>, C. Leng<sup>a,g</sup>, H. Li<sup>a,g</sup>, Z. Liu<sup>g</sup>, M. Maggiora<sup>a,b</sup>, S.  
8 Marcello<sup>a,b</sup>, P. Marciniewski<sup>h</sup>, M. Melchiorri<sup>d</sup>, G. Mezzadri<sup>d,e</sup>, G. Morello<sup>c</sup>, Q.  
9 Ouyan<sup>g</sup>, S. Pacetti<sup>f</sup>, P. Patteri<sup>c</sup>, A. Rivetti<sup>a</sup>, C. Rosner<sup>i</sup>, M. Savri<sup>d,e</sup>, S.  
10 Sosio<sup>a,b</sup>, S. Spataro<sup>a,b</sup>, E.Tskhadadze<sup>j</sup>, K. Wang<sup>g</sup>, L. Wang<sup>g</sup>, L. Wu<sup>g</sup>, X. Ji<sup>g</sup>,  
11 M. Ye<sup>g</sup>, A. Zallo<sup>c</sup>, Y. Zhang<sup>g</sup>, L. Zotti<sup>a,b</sup>

12 <sup>a</sup>*NFN-Turin, Italy*

13 <sup>b</sup>*University of Turin, Italy*

14 <sup>c</sup>*LNF-INFN, Frascati, Italy*

15 <sup>d</sup>*INFN-Ferrara, Italy*

16 <sup>e</sup>*University of Ferrara, Italy*

17 <sup>f</sup>*NFN and University of Perugia, Italy*

18 <sup>g</sup>*Institute of High Energy Physics, Beijing, PRC*

19 <sup>h</sup>*Uppsala University, Sweden*

20 <sup>i</sup>*University of Mainz, Germany*

21 <sup>j</sup>*Joint Institute for Nuclear Research, Dubna, Russia*

---

22 **Abstract**

A cylindrical GEM detector with analog readout is under development for the upgrade of the Inner Tracker of the BESIII experiment at IHEP (Beijing). The new detector will match the requirements for momentum resolution ( $\sigma_{pt}/p_t \sim 0.5\%$  at 1 GeV) and radial resolution ( $\sigma_{xy} \sim 120\mu m$ ) of the existing drift chamber and will improve significantly the spatial resolution along the beam direction ( $\sigma_z \sim 150\mu m$ ) with very small material budget (less than 1.5% of  $X_0$ ). With respect to the state of the art the following innovations will be deployed: a lighter mechanical structure based on Rohacell, a new  $XV$  anode readout plane with jagged strip layout to reduce the parasitic capacitance, and the use of the analogue readout inside a high intensity magnetic field to have good spatial resolution without increasing the number of channels.

23 *Keywords:* Tracking detectors, GEM, Micro-pattern Gas Detectors, BESIII

---

\*Corresponding author

24 experiment

25 *PACS*: 29.40.Cs, 29.40.Gx

---

## 26 **1. Introduction**

27 The BESIII spectrometer and the BEPCII  $e^+e^-$  collider offer an unique ex-  
28 perimental setup to investigate Particle Physics [1, 2]. The excellent perfor-  
29 mances of the spectrometer and the unprecedented luminosities of BEPCII have  
30 already allowed to collect in the last few years world record statistics at different  
31 center of mass energies in the Charmonium and Open Charm mass range, and  
32 more will come in the next years. BESIII is in fact expected to take data until  
33 at least 2022 and more likely until 2024. Due to the very high BEPCII luminosi-  
34 ties, the current Inner Tracker of the BESIII spectrometer, a drift chamber, is  
35 starting to show aging effects that in few years could affect significantly the de-  
36 tector performance. A possible solution would be to build a new Inner Tracker  
37 (IT) composed of Cylindrical Gas Electron Multiplier (CGEM) detectors.

## 38 **2. The CGEM Project**

39 The new IT will be composed by three layers of triple cylindrical GEM [3, 4];  
40 each layer will be assembled with five cylindrical structures: one cathode, three  
41 GEMs and the anode readout (see Fig. 1). To minimize the material, no sup-  
42 port frames are used inside the active area and the GEM foils are mechanically  
43 stretched being glued to fiberglass rings at their ends.

44  
45 Such a detector will match the requirements for momentum resolution ( $\sigma_{pt}/p_t \sim$   
46 0.5% at 1 GeV) and radial resolution ( $\sigma_{xy} \sim 120\mu m$ ) of the existing drift cham-  
47 ber and will improve significantly the spatial resolution along the beam direction  
48 ( $\sigma_z \sim 150\mu m$ ) with very small material budget (less than 1.5% of  $X_0$ ).

49 A new Rohacell [5] based technique will be adopted to manufacture the anode  
50 and cathode structures in order to minimize the material budget with respect to  
51 the state of the art. Building supports for the sub-layers composed of Rohacell

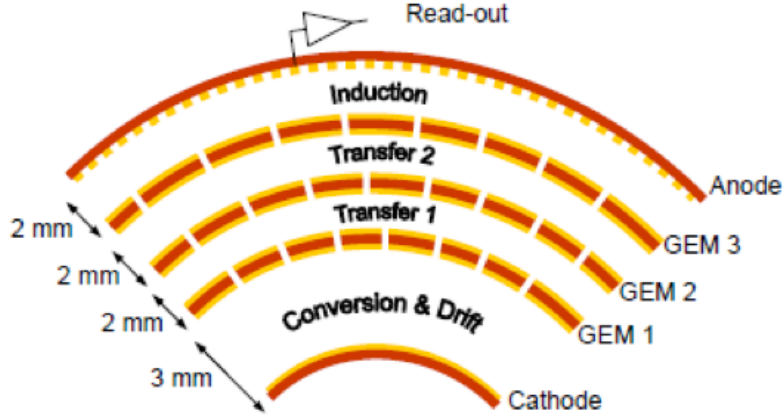


Figure 1: Cross-section of the triple GEM detector used for the BESIII CGEM-IT.

52 instead of the standard Honeycomb allows to significantly reduce the total radi-  
 53 ation length of detector, down to almost 50% compared to equivalent structure  
 54 composed of Honeycomb.

55 The readout anode circuit is manufactured by EST-DEM CERN Workshop  
 56 starting from the  $5\ \mu\text{m}$  copper clad,  $50\ \mu\text{m}$  thick polyimide substrate, the same  
 57 used for GEM foils. Two such a foils with copper segmented in strips will be  
 58 used to have the two dimensional readout. The strip pitch will be  $650\ \mu\text{m}$ ,  
 59  $570\ \mu\text{m}$  wide X-strips are parallel to CGEM axis, providing the  $r\varphi$  coordinates;  
 60 while the V-strips, having a stereo angle with respect to the X-strips, are  $130$   
 61  $\mu\text{m}$  wide and, together with the other view, gives the  $z$  coordinate. The stereo  
 62 angle depends on the layer geometry. A jagged-strip layout has been developed  
 63 to minimize the capacitance couplings: the inter-strip capacitance reduction  
 64 w.r.t. the standard strip configuration is about 30%. The anode design has  
 65 been studied by means of Maxwell and Garfield simulations and will be tested  
 66 on a small-scale planar prototype.

67

68 Due to the relatively strong BESIII magnetic field (1 T), a digital readout elec-  
 69 tronic cannot be suitable to match the requirements of the BESIII CGEM-IT.

70 This would require a high segmentation and a prohibitive number of channels.  
71 Therefore, an innovative readout based on analogue information and data push-  
72 ing architecture will be developed. Analogue readout allows identifying the  
73 charge centroid with a moderate strip pitch (650  $\mu\text{m}$ ). While data pushing  
74 architecture allows to move the overall apparatus readout synchronization to  
75 the off-line farms using the time-tag approach. The charge will be measured  
76 by a time-over-threshold technique and the new ASIC chip will be based on  
77 UMC-110nm technology.

### 78 **3. Beam Test on a Planar Prototype**

79 A beam test has been performed at CERN in order to measure the perfor-  
80 mance of a detector GEM prototype suitable for BESIII. The prototype was  
81 instrumented by a  $XY$  anode plane, with 650  $\mu\text{m}$  strips, readout by means of  
82 APV25 analog hybrid cards [6]. Tracks were reconstructed with an external  
83 telescope composed by four additional GEM chambers. Efficiency, cluster size  
84 and spatial resolution have been measured with different gas mixtures. Fig. 2  
85 reports the tracking efficiency as function of the gas gain with Ar/Isobutane  
86 (90/10) gas mixture; the plateau starts at a gain of about 6000. The efficiency  
87 in the plateau region is above 97%. Spatial resolution has been preliminarily  
88 evaluated from the residual distribution of the test chamber clusters with re-  
89 spect to the reconstructed track; in the plateau region the resolution does not  
90 depend on the gain. Fig. 3 shows the  $\sigma$  of the residual distributions as function  
91 of the gas gain: the average value is about 90  $\mu\text{m}$ . Such preliminary results are  
92 very encouraging, nevertheless a new beam test is required in order to study the  
93 GEM behaviour inside a high magnetic field where the Lorentz force is expected  
94 to distort the electron avalanche.

### 95 **4. Conclusions**

96 We are developing a cylindrical GEM detector with analog readout to up-  
97 grade the BESIII IT. The project has been funded within the Executive Pro-

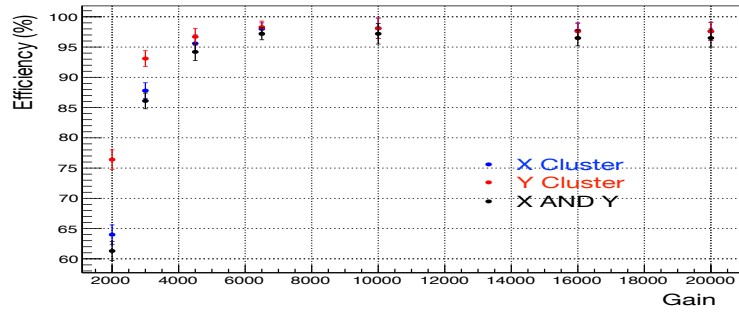


Figure 2: Efficiency of GEM planar prototype as function of the gas gain.

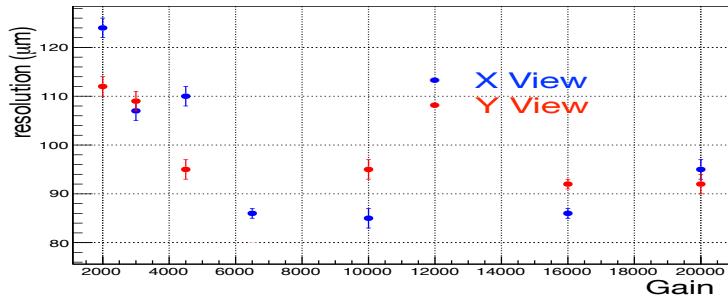


Figure 3: Spatial resolution of GEM planar prototype as function of the gas gain.

98 gramme for Scientific and Technological Cooperation between Italy and P.R.C.  
99 for the years 2013-2015, and and with the acronym BESIIICGEM has been se-  
100 lected as one of the project funded by the European Commission within the call  
101 H2020-MSCA-RISE-2014..

## 102 **References**

- 103 [1] The construction of the BESIII experiment, Nuclear Instruments and Meth-  
104 ods in Physics Research A 598 (2009) 711.
- 105 [2] Physics at BES-III, arXiv:0809.1869.
- 106 [3] F. Sauli, GEM: A new concept for electron amplification in gas detectors,  
107 Nucl. Instrum. Meth. A386 (1997) 531–534.
- 108 [4] Progress on large area GEMs, S. Duarte Pinto et al., JINST 4 (2009)  
109 P12009.
- 110 [5] <http://www.rohacell.com/product/rohacell/en/about/properties/pages/default.aspx>.
- 111 [6] M. Raymond et al., The APV25 0.25 m CMOS readout chip for the CMS  
112 tracker, IEEE Nucl. Sci. Symp. Conf. Rec. 2 (2000) 9/113.