

Original Article

Italian multicenter survey to evaluate the opinion of patients and their reference clinicians on the “tolerance” to targeted therapies already available for non-small cell lung cancer treatment in daily clinical practice

Silvia Novello¹, Enrica Capelletto¹, Diego Cortinovis², Marcello Tiseo³, Domenico Galetta⁴, Giuseppe Valmadre⁵, Clelia Casartelli⁶, Simonetta Grazia Rapetti¹, Antonio Rossi⁷

¹Oncology Department, University of Turin, AOU San Luigi Orbassano, Italy; ²Medical Oncology, San Gerardo Hospital, Monza, Italy; ³Medical Oncology Unit, University Hospital of Parma, Parma, Italy; ⁴U.O. Medical Oncology, National Cancer Research Centre “Giovanni Paolo II”, Bari, Italy; ⁵Medical Oncology, Presidio Ospedaliero E. Morelli AOVV, Sondalo (So); ⁶Oncology Unit, Valduce Hospital, Como, Italy; ⁷Division of Medical Oncology, S.G. Moscati Hospital, Avellino, Italy

Correspondence to: Silvia Novello, University of Turin, AOU San Luigi Hospital, Regione Gonzole 10, Orbassano (Torino) 10043, Italy.
Email: silvia.novello@unito.it

Introduction: The introduction of targeted therapies in non-small cell lung cancer (NSCLC) treatment has led to emerging toxicities, whose management and impact on quality-of-life (QoL) is not clearly defined. Aim of this Italian multicenter survey was to highlight any discrepancy between patients’ and clinicians’ perception of such toxicities in order to improve their management.

Methods: From October 2013 to April 2014, 133 NSCLC advanced patients, treated with targeted therapies, were consecutively enrolled to assess toxicities and QoL with dedicated questionnaires. One hundred and sixteen patients were included in the final analysis, having attended three consecutive evaluations (T0, T1, T2), starting at least 15 days after the biological treatment. The survey required monthly compilation of both physicians and patients’ questionnaires, basing adverse event evaluation on CTCAE version 4.0.

Results: Most of the patients received either an EGFR-TKI or an anaplastic lymphoma kinase (ALK) inhibitor as targeted therapy (84.5% and 13.8%, respectively). At every checkpoint (T0, T1, T2) a significant difference in terms of perception of targeted therapies-related toxicities of any type and grade was described (P value =0.0001 in all cases). This difference was more pronounced for skin toxicity, fatigue and diarrhea. Furthermore, also the assessment of QoL revealed contrasting data between patients and clinicians, mainly QoL reported as good by the majority of patients and daily activities considered as slightly influenced by targeted therapies.

Conclusions: In our knowledge, this is the first prospective survey in patients and doctors specifically designed for targeted therapies in advanced NSCLC. The results show an underestimation of toxicities by clinicians when compared with patients, the difference being greater for adverse events more strongly associated with daily life and QoL. Further studies are needed to confirm our first results. The discrepancy in perception of targeted therapies-related toxicities should be a result from which to start thinking about a new approach in their management.

Keywords: Adverse effects; non-small cell lung cancer (NSCLC); patients’ reports; targeted therapy

Submitted May 07, 2014. Accepted for publication Jun 19, 2014.

doi: [10.3978/j.issn.2218-6751.2014.06.10](https://doi.org/10.3978/j.issn.2218-6751.2014.06.10)

View this article at: <http://dx.doi.org/10.3978/j.issn.2218-6751.2014.06.10>

Introduction

The knowledge of molecular mechanisms of cancer pathogenesis has led to the discovery of pathways directly involved in cell transformation. In patients' subgroups, malignancies can result from genetic alterations in a single gene. The cancer becomes dependent upon, or "addicted" to, signaling from a specific transcribed protein which often is a tyrosine kinase receptor. In advanced non-small cell lung cancer (NSCLC), the epidermal growth factor receptor (EGFR) and the anaplastic lymphoma kinase (ALK) are proteins for which specific inhibitors are currently available in the clinical practice. About 10-15% of Caucasians are affected by advanced NSCLC "addicted" to activating mutations of EGFR and receive greater benefit from first-line EGFR-tyrosine kinase inhibitors (TKIs) such as gefitinib, erlotinib and afatinib (1). Erlotinib is currently licensed also for unselected pretreated NSCLC patients on the basis of survival benefit reported compared with placebo in the BR.21 trial (2). In another 2-5% of patients, NSCLC is "addicted" to ALK-translocations and crizotinib, an ALK-TKI, is currently the standard second-line therapy for this subset of patients (3) (at least in Italy). All these TKIs are small molecules administered orally daily and are used according to the "personalized medicine" model, for which every single tumor might potentially benefit from a specific individual treatment, reaching unprecedented impressive outcomes in NSCLC (1,3). Among the many anti-angiogenic compounds that have been tested in advanced NSCLC, only bevacizumab has been approved in first line treatment in association with carboplatin-paclitaxel or cisplatin-gemcitabine. To date, no specific target has been identified to select the population receiving greater benefits from this treatment, as in fact the choice is currently based on clinical, radiologic and histological characteristics.

Despite the high selectivity of TKIs and the growing amount of data coming from clinical trials, in daily clinical practice several previously unknown and sometimes unpredictable adverse events are emerging directly related with targets also present in normal tissues, and which are inhibited or modulated by the specific drug. The main organs and systems involved are: the skin and mucous membranes, the gastrointestinal tract, the cardiovascular, respiratory and neurologic systems (1-3). Nevertheless, treating clinicians must be challenged to recognize and measure these "new" adverse events and understand how to manage them because, even if in the majority of cases they are of mild-moderate grade and reversible on treatment

cessation, they could deeply influence patients' quality-of-life (QoL).

Several reports underlined a strong discrepancy between patients' self-assessment and investigators' evaluation of the presence and grade of symptoms related to the treatment (4). Based on these considerations, we investigated the toxicity profile and their impact on patients' daily life when treated with targeted therapies, measuring the patient point of view and comparing this with that of the referring physician. The aim was to highlight any discrepancy and evaluate how this should be corrected in order to improve management.

Methods

Between October 2013 and April 2014, 133 patients with advanced NSCLC (IIIB and IV stages, according to the UICC TNM 7th edition), treated with targeted therapies at any lines of treatment within seven Oncologic Institutions involved in this Italian multicentre survey, were consecutively and prospectively enrolled. They were assessed for toxicities and impact on QoL with specific monthly questionnaires. The questionnaire and the project were designed and supported by WALCE Onlus (Women Against Lung Cancer in Europe), a European association devoted to lung cancer patients and their families in terms of information, support and primary prevention (5). Achievement of main inclusion criteria required a treatment with an approved targeted therapy (allowing also the enrollment of patients already included in clinical trials), at least 15 days of therapy since the beginning of the biological treatment (T0), patient age ≥ 18 years, a life expectancy ≥ 6 months (according to clinical judgment of the referring physician) and adequate verbal comprehension skills for completing the questionnaires provided. No limitations as regards type of targeted therapy employed, number of cycles previously administered and kind of preceding oncologic treatments were imposed.

Among the 133 patients recruited, 116 were considered suitable for final analysis because they attended at least three consecutive monthly evaluations (T0, T1, T2) to reach a meaningful outcome. At every checkpoint, patients and referring clinicians received a specific questionnaire (and relative explanation letter) for the assessment of skin toxicity, oral mucositis, fatigue, visual disorders, nausea, diarrhea and hypertension potentially related to targeted therapies observed during the treatment and the impact of these toxicities on QoL. The remaining 17 patients, considered not suitable for final evaluation, had disease

Table 1 Characteristics of evaluated patients

Patients	N=116 (100%)
Participating centers, N (%)	
Thoracic Oncology Department, San Luigi Hospital, Orbassano	32 (27.6)
Oncology Unit, Valduce Hospital, Como	3 (2.6)
U.O. Medical Oncology, National Cancer Research Centre Giovanni Paolo II, Bari	14 (12.1)
Medical Oncology Unit, University Hospital of Parma	15 (12.9)
Medical Oncology, San Gerardo Hospital, Monza	35 (30.2)
Medical Oncology, Presidio Ospedaliero E. Morelli AOVV, Sondalo	7 (6.0)
Division of Medical Oncology, SG Moscati Hospital, Avellino	10 (8.6)
Sex, N (%)	
M	59 (50.9)
F	57 (49.1)
Age	65.6 years
Targeted therapy, N (%)	
Gefitinib	64 (55.1)
Erlotinib	28 (24.1)
Erlotinib plus bevacizumab erlotinib plus MET inhibitor versus placebo	2 (1.7)
Afatinib	1 (0.9)
Crizotinib	3 (2.6)
ALK inhibitor other than crizotinib	15 (12.9)
Bevacizumab	1 (0.9)
Carboplatin/paclitaxel plus bevacizumab	1 (0.9)
Patients enrolled in controlled clinical trials	1 (0.9)
ALK, anaplastic lymphoma kinase.	

progression that required a therapeutic shift (14 cases) or a worsening of clinical conditions that did not allow other oncologic treatments, but only best supportive care (3 cases). All patients fulfilled all questionnaires at all checkpoints immediately before, while their referring clinicians after the scheduled visit. *Table 1* summarizes the participating centers, main characteristics of the 116 evaluable patients and targeted therapies.

The survey required completion of both questionnaires (physicians and patients), basing adverse event evaluation on the CTCAE version 4.0 (6). The points investigated were chosen according to the major reported toxicities

in association with approved targeted drugs in advanced NSCLC, and are listed in *Table 2*.

Statistical analysis of collected qualitative data was performed using Fisher's exact test. Two-tailed P values were used, and results were considered significant at P values <0.05.

Results (Figures 1-3)

Among the 116 patients included in the final analysis, 98 (84.5%) were treated with an EGFR-TKI (used prevalently alone, but in combination with an antiangiogenic drug in two cases, and with a MET-inhibitor in one case, since these three patients were included in controlled clinical trials), 16 patients (13.8%) with an ALK inhibitor, 1 patient with bevacizumab plus platinum-based chemotherapy and 2 patients (1.7%) with a single antiangiogenic agent, without no addition of biological drugs (*Table 1*). Median duration of treatment was 13.4 months (range, 2.7-76.1 months).

At baseline (T0), among the 232 questionnaires evaluated (116 from patients and 116 from clinicians, respectively) a statistically significant difference in terms of perception of any-type and any-grade targeted therapies-related toxicities was described (two tailed P value =0.0001). Only few cases of any-type grade 3 and 4 toxicities were described, according to the good treatment safety profile. Similar results were observed for T1 and T2 (two tailed P value =0.0001 and 0.0001, respectively).

Relevant data in terms of different perception of toxicities between patients and referring clinicians were observed at every checkpoint (T0, T1, T2) especially for skin toxicity, fatigue and diarrhea (*Figure 1A*, *Figure 2A*, *Figure 3A*, respectively). About 75.0%, 77.6% and 73.3% of patients, at T0, T1 and T2, respectively, declared to have experienced any grade skin toxicity during the preceding weeks of treatment, compared to 56.9%, 58.6% and 55.2%, respectively, according to clinicians' evaluation. Two-tailed Fisher's exact P value was 0.0054, 0.003 and 0.006, respectively. Analysis of skin toxicity grades revealed a lower perception of grade 1 toxicity by patients, when compared to their referring clinicians, and a higher perception of grade 2 toxicities (*Figure 1B*). Similar data were observed for fatigue: evaluation of patients' questionnaires revealed 69.0%, 64.6% and 61.2% of targeted therapies-related fatigue, at T0, T1 and T2, respectively, compared with 44.0%, 51.7% and 52.6%, respectively, according to clinicians' evaluation. Two-tailed Fisher's exact P value was 0.0002, 0.0621 and 0.2327, respectively. Similarly to skin

Table 2 Topics investigated and patients questionnaire**Skin toxicity**

During the previous days of therapy, did you develop skin toxicity of any type? (i.e., dryness, flaking and/or fissuring of the skin, erythema, pruritus, acneiform rash, infection or nail's abnormalities)

-Yes

-No

If Yes, provide the degree of severity

-Grade 0 (absent)

-Grade 1 (mild, without need of treatment)

-Grade 2 (moderate, need of minimum local treatment)

-Grade 3 (severe, need of medical treatment with restriction of daily activities)

-Grade 4 (severe, need of urgent medical treatment)

Oral mucositis

During the previous days of therapy, did you develop oral mucositis? (feeling burning sensation in the mouth, infection of the mouth)

-Yes

-No

If Yes, provide the degree of severity

-Grade 0 (absent)

-Grade 1 (mild, without need of treatment)

-Grade 2 (moderate, not interfering with feeding)

-Grade 3 (severe, with limitation of feeding)

-Grade 4 (severe, need of urgent medical treatment)

Fatigue

During the previous days of therapy, did you experience fatigue?

-Yes

-No

If Yes, provide the degree of severity

-Grade 0 (absent)

-Grade 1 (mild, without restriction of daily activities)

-Grade 2 (moderate, partial restriction of daily activities)

-Grade 3 (severe, wide restriction of daily activities)

-Grade 4 (severe, need of urgent medical treatment)

Table 2 (continued)

Table 2 (continued)**Visual disorders**

During the previous days of therapy, did you experience visual disorders?

-Yes

-No

If Yes, provide the degree of severity

-Grade 0 (absent)

-Grade 1 (mild)

-Grade 2 (moderate, without any limitation of daily activities)

-Grade 3 (severe, with limitation of daily activities)

-Grade 4 (severe, need of urgent medical treatment)

Nausea

During the previous days of therapy, did you experience nausea?

-Yes

-No

If Yes, provide the degree of severity

-Grade 0 (absent)

-Grade 1 (mild, loss of appetite without alteration in eating habits)

-Grade 2 (moderate, reduction of food intake without weight loss)

-Grade 3 (severe, inadequate caloric and/or liquids intake)

-Grade 4 (severe, need of urgent medical treatment)

Diarrhea

During the previous days of therapy, did you experience diarrhea?

-Yes

-No

If Yes, provide the degree of severity

-Grade 0 (absent)

-Grade 1 (mild, less than 4 episodes of diarrhea in 24 hours)

-Grade 2 (moderate, 4-6 episodes of diarrhea in 24 hours)

-Grade 3 (severe, more than 7 episodes of diarrhea in 24 hours)

-Grade 4 (severe, need of urgent medical treatment)

Table 2 (continued)

Table 2 (continued)

Hypertension

During the previous days of therapy, did you experience rising values of blood pressure?

- Yes
- No
- I don't know

If Yes, provide the degree of severity

- Grade 0 (absent)
- Grade 1 (mild, transient and/or asymptomatic rise of blood pressure)
- Grade 2 (moderate, persistent and/or symptomatic rise of blood pressure, e.g., headache)
- Grade 3 (moderate, persistent rise of blood pressure with need of medical treatment)
- Grade 4 (severe, need of urgent medical treatment)

Influence on daily living

How much do you believe that the ongoing treatment can influence your daily activities and relationships?

- Not at all
- A little
- Acceptably
- Not acceptably

Quality of life

How do you rate your present quality of life?

- Excellent
- Good
- Fairly good
- Unsatisfactory

CTCAE version 4.0 was applied for the assessment of toxicity grades using a comprehensive language in patients' questionnaires.

toxicity grades, at every checkpoint (T0, T1, T2) patients' evaluation of fatigue, compared to clinicians', resulted lower for grade 1, higher for grade 2, minimal for grade 3 and 4 (Figure 2B). Patients' questionnaires revealed 62.9%, 44.0% and 50.9% of targeted therapies-related diarrhea at T0, T1 and T2, respectively, compared with 45.7%, 34.5% and 31.9%, respectively, from clinicians' questionnaires. Two-tailed Fisher's exact P value was 0.0121, 0.0079 and 0.0050, respectively. Overall, patients' perception of any-grade diarrhea resulted higher when compared with clinicians' evaluation (Figure 3B).

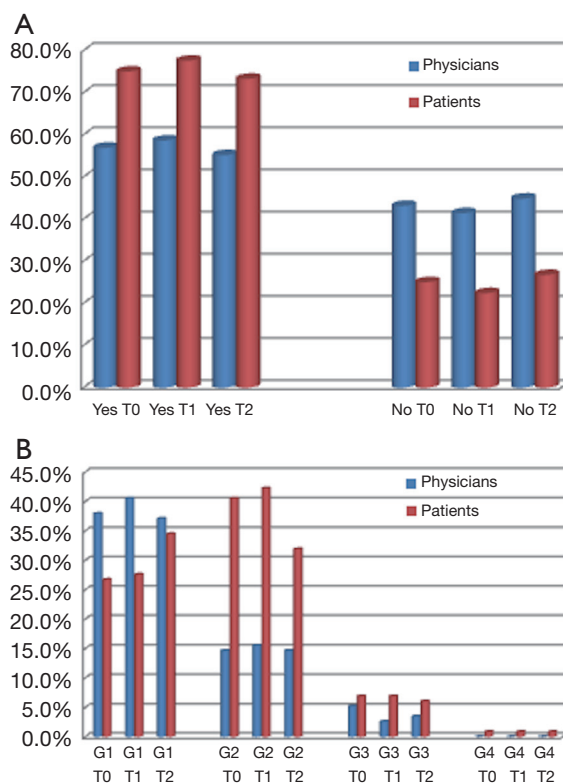


Figure 1 (A) Different perception of skin toxicity; (B) relative toxicity grades.

A similar trend was observed for the other four items evaluated, summarized in Table 3. For hypertension in particular, 18.1%, 13.8% and 11.2% of patients, at T0, T1 and T2 respectively, did not know their blood pressure value.

Targeted therapies were in general assessed as well tolerated by both patients and referring clinicians. The assessment of QoL also revealed discordant data, showing for patients, when compared with clinicians, a lower perception of targeted therapies-related influence on daily life when deemed slightly influenced, but a higher perception when considered not interfering at all or acceptably influenced with daily activities and relationships (Figure 4). At T0, QoL was deemed excellent, good, fairly good and unsatisfactory by 15.5%, 44.8%, 35.4% and 4.3% of patients, respectively, compared with 21.5%, 56.9%, 19.9% and 1.7% of clinicians (Figure 5). Similar results were observed at T1 and T2.

Discussion

The development of a large number of targeted therapies

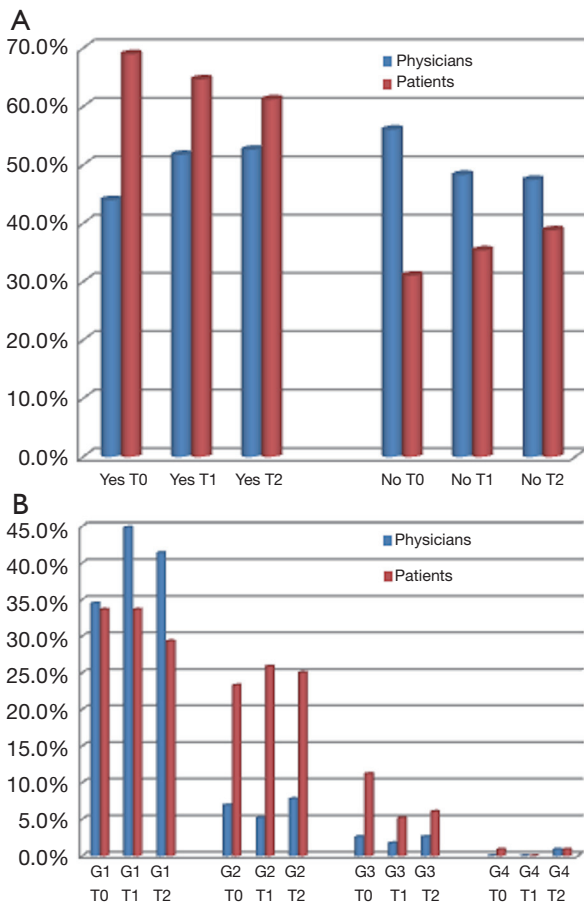


Figure 2 (A) Different perception of fatigue; (B) relative toxicity grades.

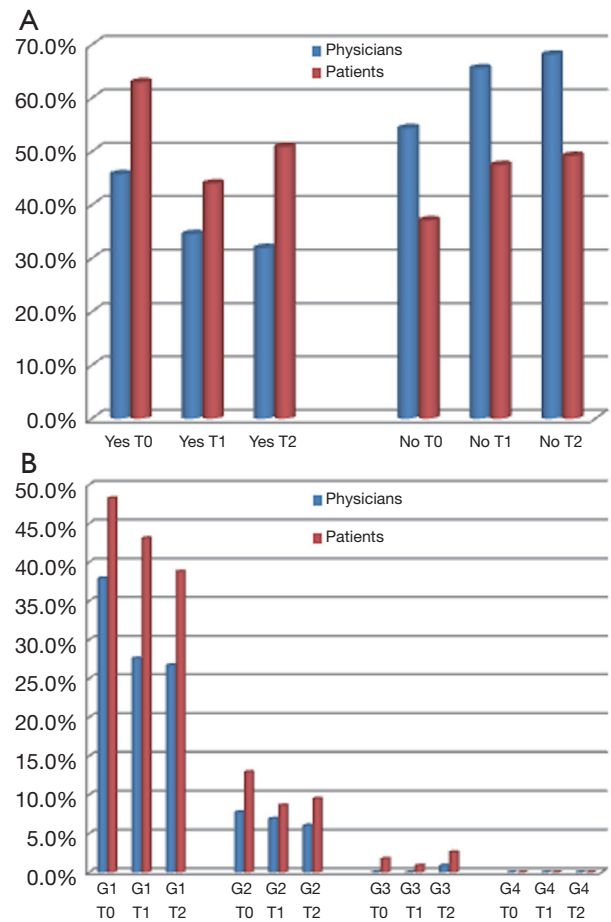


Figure 3 (A) Different perception of diarrhea; (B) relative toxicity grades.

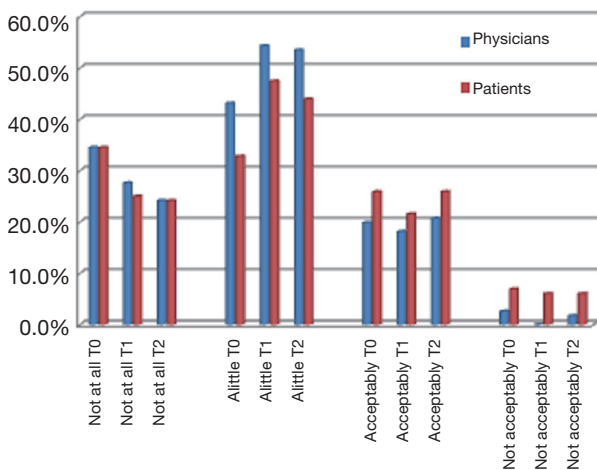


Figure 4 Influence of targeted therapies on daily activities and relationships.

for NSCLC treatment in the past decade has led to the possibility to better personalize the therapeutic options for patients with specific clinical characteristics and molecular features. However, this has also led to the emerging of related toxicities, whose management and impact on QoL is frequently challenging. Difficulties in the management of such toxicities often come from the accelerated shift from clinical trial to clinical practice settings of these new classes of drugs, and from the onset of previously unexpected adverse events. Despite the fairly positive toxicity profile of targeted therapies, some patients are extremely sensitive to these drugs and can develop severe toxicities which can impact their daily life and influence QoL. Moreover, discrepancy between patients' and clinicians' perception of targeted therapies-related toxicities makes the daily clinical effort that these patients require even more difficult.

Table 3 Different perception of toxicities from targeted therapies between patients and clinicians and related statistical significance

	Patients' evaluation [§] (%)	Clinicians' evaluation [§] (%)	P value [¶]
Oral mucositis			
T0	31.9	18.1	0.0225*
T1	37.9	18.1	0.0012*
T2	31.9	22.4	0.1396
Visual disorders			
T0	37.1	13.8	0.0001*
T1	37.1	17.2	0.0011*
T2	29.3	19.0	0.0909
Nausea			
T0	31.0	16.4	0.0131*
T1	25.0	14.7	0.0693
T2	21.6	12.9	0.1170
Hypertension			
T0	8.6	3.4	0.1662
T1	10.3	3.4	0.0668
T2	11.2	6.0	0.2417

[§], toxicity rate of any grade during the previous weeks of treatment; [¶], two-tailed Fisher's exact P values; *, statistically significant values.

Analysis of the results of this Italian multicenter survey emphasizes a probably general underestimation of toxicities by clinicians when compared to patients' perception. This trend was observed at baseline (T0), but also at every subsequent checkpoints (T1, T2), probably due to the attitude of clinicians in evaluating the toxicities from targeted therapies over time and, simultaneously, to the very low cumulative effect of such toxicities according to patients' evaluation.

Discrepancy between patients and clinicians evaluation of toxicities seems to be greater for adverse events more strongly associated with daily life and QoL, such as skin toxicity, fatigue and diarrhea. This was observed for CTCAE version 4.0 grade 2 or higher skin toxicity, fatigue, and for any-grade diarrhea (Figure 1B, Figure 2B, Figure 3B).

Data regarding influence of targeted therapies on daily life strongly reflect literature data of good tolerance for long-term biological treatments in NSCLC patients (6-8).

As for Quinten *et al.* (9), in this survey patients-reported scores differed from clinicians-reported scores. In this

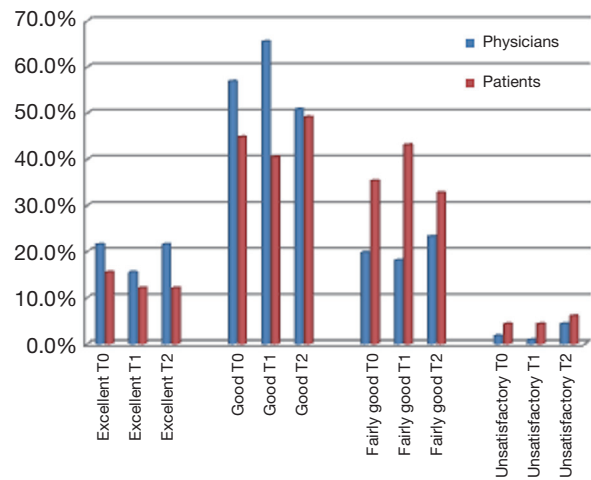


Figure 5 Influence of targeted therapies on quality of life.

publication, baseline data regarding six cancer symptoms (pain, fatigue, vomiting, nausea, diarrhea, and constipation) from a total of 2,279 cancer patients from 14 closed EORTC randomized controlled trials were analyzed. In each trial, selected for retrospective pooled analysis, both clinicians and patients' symptoms scoring were reported. In this study, different opinions were reported between patients and clinicians, similarly to what we described in our survey, but the Authors reported also a prognostic impact on survival. Cox models of overall survival that took into account both patients and clinicians' scores gained more predictive accuracy than models that took into account clinicians' scores alone for each of four symptoms: fatigue, vomiting, nausea, and constipation (9). This stresses the need to have patients' reports together with referring clinicians' clinical outcomes.

The impact on daily activities and relationships was globally assessed as not to interfere at all by a consistent number of patients, similarly to the clinicians' perception, underlining the great clinical benefit of this kind of treatment, besides the possibility of disease control. On the contrary, when impact on daily life was considered slightly influenced by targeted therapies, the assessment of patients resulted lower in comparison to the referring clinicians, probably due to the impact of invalidating toxicities on their relationships and activities (Figure 4).

At every checkpoint, most patients reported QoL as good (44.8% at T0), although their evaluation was globally lower when compared to clinicians' perception (56.9% at the same checkpoint), probably because QoL was strongly influenced by symptoms and distress related to the disease (Figure 5).

One weakness of this survey could be related to the fact that few patients underwent therapy with bevacizumab and this might limit the ability to interpret the data for this subgroup, although the percentage is quite consistent with the use of this drug in this context in Italy.

One strength is the design of the survey, prospectively collecting information specifically in patients with advanced NSCLC treated with already approved targeted drugs.

The poor perception of clinicians of the most invalidating toxicities according to patients' evaluation should be a crucial result from which to start thinking about a new approach for a better evaluation of the impact of targeted-therapy-related toxicities on patients' general conditions, relationships and QoL. The questionnaires employed in this survey were extremely simple to understand and fill in by both patients and clinicians. A few minutes to answer to the questions proposed can directly address very important aspects for patients' health and psychological well-being. Moreover, a better understanding by clinicians of the clinical and psychological distress related to a targeted treatment regimen could enhance the relationship between patients and his/her referring clinicians, but also improve the therapeutic intervention in case of toxicities.

Conclusions

Despite this Italian multicenter survey was the first experience in evaluating toxicities of targeted therapies with a new specific monthly questionnaire, and the need of a larger number of evaluated patients to confirm the collected data, the results from this first analysis are promising. The questionnaires proposed could be an effective tool to understand the approach to a better management of targeted-therapy-related toxicities, and to avoid the current discrepancy between patients and clinicians perception of adverse events and their impact on QoL.

Acknowledgements

Authors' contribution: WALCE, www.womenagainstlungcancer.eu, (with clinicians and advocates contribution) designed the overall structure of this Italian multicenter survey with the contribution of all the other authors who co-wrote and finally approved the manuscript for publication. All authors were involved in the collection of data, subsequently analyzed by first authors, Enrica Capelletto and Simonetta Grazia Rapetti.

All authors of this manuscript have directly participated in its planning and execution. A special thank you to the patients who actively contributed to the collection of this important data.

Disclosure: The authors declare no conflict of interest.

References

1. Mok T, Yang JJ, Lam KC. Treating patients with EGFR-sensitizing mutations: first line or second line--is there a difference? *J Clin Oncol* 2013;31:1081-8.
2. Shepherd FA, Rodrigues Pereira J, Ciuleanu T, et al. Erlotinib in previously treated non-small-cell lung cancer. *N Engl J Med* 2005;353:123-32.
3. Solomon B, Wilner KD, Shaw AT. Current status of targeted therapy for anaplastic lymphoma kinase-rearranged non-small cell lung cancer. *Clin Pharmacol Ther* 2014;95:15-23.
4. Basch E, Bennett A, Pietanza MC. Use of patient-reported outcomes to improve the predictive accuracy of clinician-reported adverse events. *J Natl Cancer Inst* 2011;103:1808-10.
5. Available online: www.womenagainstlungcancer.eu
6. Available online: http://evs.nci.nih.gov/ftp1/CTCAE/CTCAE_4.03_2010-06-14_QuickReference_5x7.pdf. Published on 2009, modified in June 2010
7. Dy GK, Adjei AA. Understanding, recognizing, and managing toxicities of targeted anticancer therapies. *CA Cancer J Clin* 2013;63:249-79.
8. Ricciardi S, Tomao S, de Marinis F. Toxicity of targeted therapy in non-small-cell lung cancer management. *Clin Lung Cancer* 2009;10:28-35.
9. Quinten C, Maringwa J, Gotay CC, et al. Patient self-reports of symptoms and clinician ratings as predictors of overall cancer survival. *J Natl Cancer Inst* 2011;103:1851-8.

Cite this article as: Novello S, Capelletto E, Cortinovis D, Tiseo M, Galetta D, Valmadre G, Casartelli C, Rapetti SG, Rossi A. Italian multicenter survey to evaluate the opinion of patients and their reference clinicians on the "tolerance" to targeted therapies already available for non-small cell lung cancer treatment in daily clinical practice. *Transl Lung Cancer Res* 2014;3(3):173-180. doi: 10.3978/j.issn.2218-6751.2014.06.10