

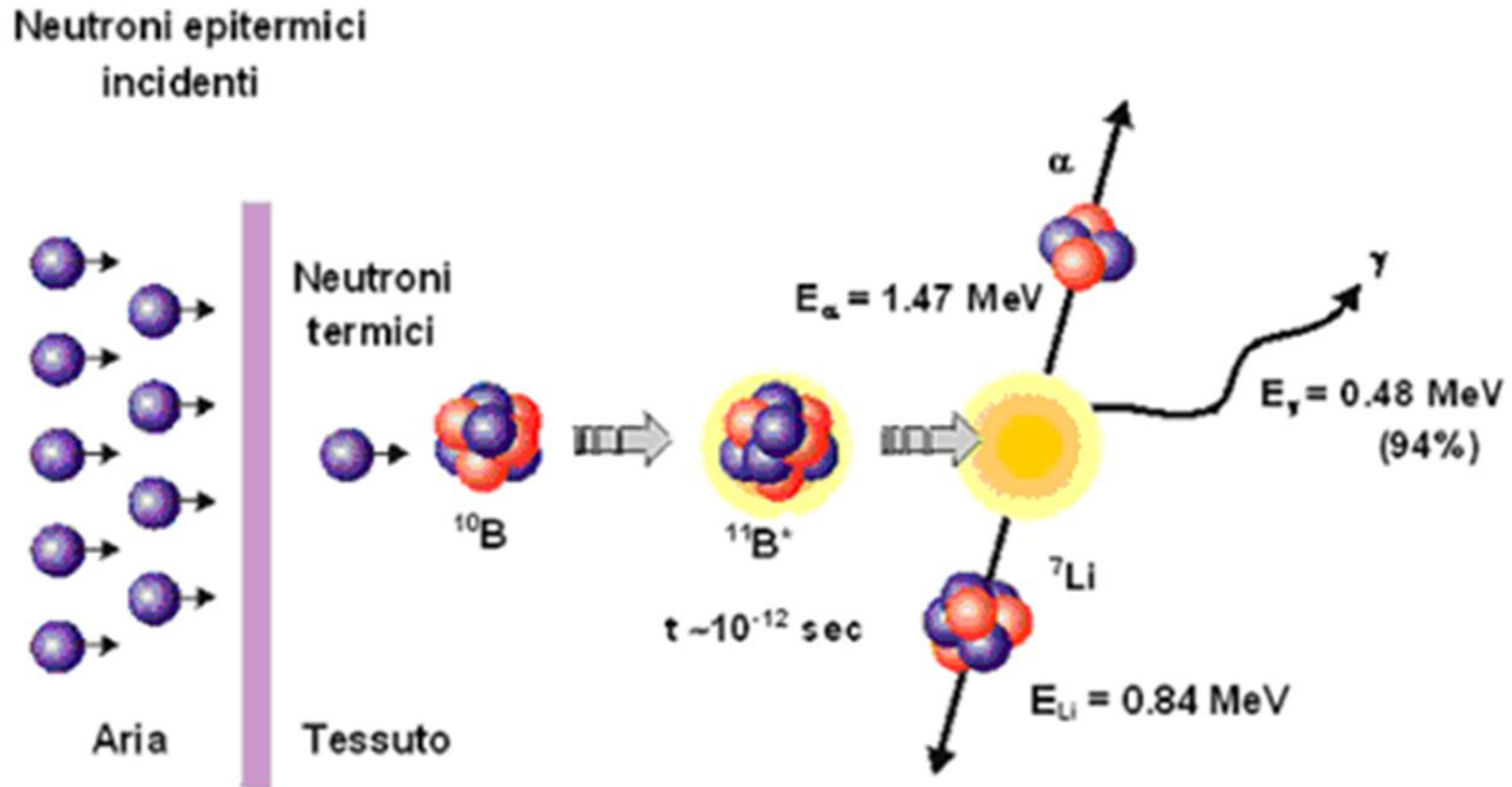
New Synthetic Strategy of MRI/BNCT Agents Based on Hydroboration Reaction

P. Boggio¹, A. Toppino, S. Geninatti-Crich², D. Alberti², S. Aime², A. Deagostino¹

¹ Department of Chemistry, University of Torino, via P. Giuria 7, 10125, Torino, Italy.

² Department of Molecular Biotechnology and Health Sciences; University of Torino, via Nizza 52, 10126, Torino, Italy

Boron Neutron Capture Therapy



A. H. Soloway, W. Tjarks, B. A. Barnum, F. G. Rong, R. F. Barth, I. M. Codogni and J. G. Wilson, *Chem. Rev.* **1998**, *98*, 1515.

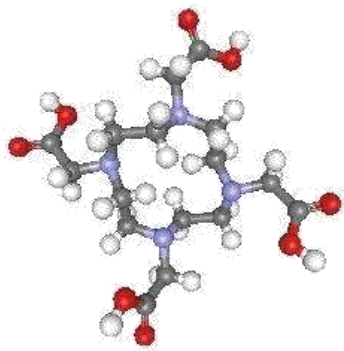
Properties for BNCT agents

- **Low toxicity**
- **Good stability in biological environment**
- **Persistence inside target cells**
- **High boron introduction in tumor tissue:
20 – 35 $\mu\text{g } ^{10}\text{B}$ / 1 gr cancer cells**
- **Concentration ratio cancer tissue/healthy tissue : 3 – 5 / 1**
- **Concentration ratio cancer tissue/blood : 5 / 1**
- **Efficient body scanning**

R. F. Barth, J. A. Coderre, M. G. H. Vicente, T. E. Blue, *Clin.Cancer Res.*, 2005, 11, 3987

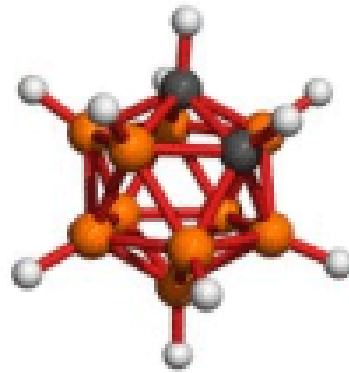
MRI/BNCT dual agent: general structure

MOLECULAR PROBE



[Gd-DOTA]⁻

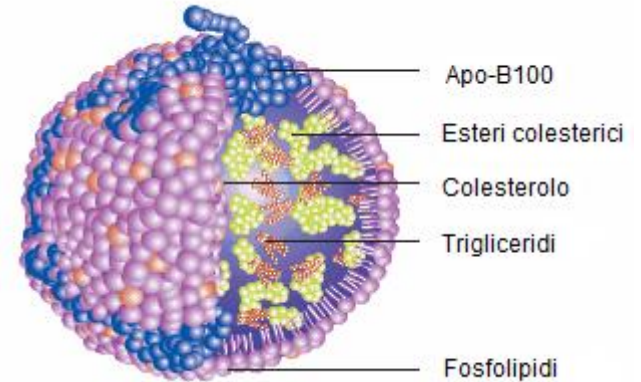
CARBORANE



Dicarba-*closo*-dodecaborane

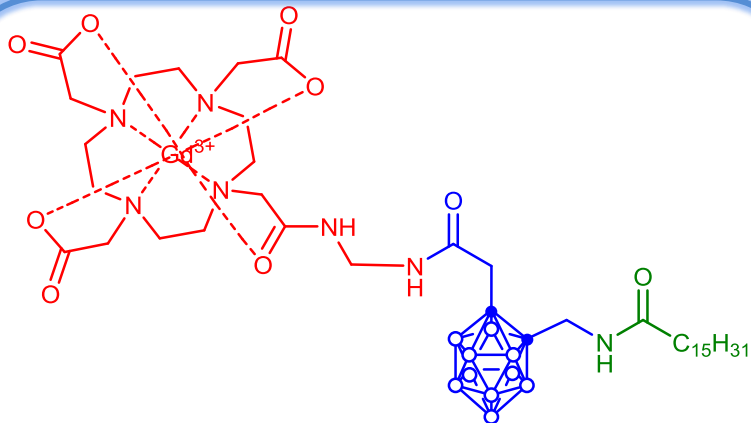


BIOLOGICAL VECTOR

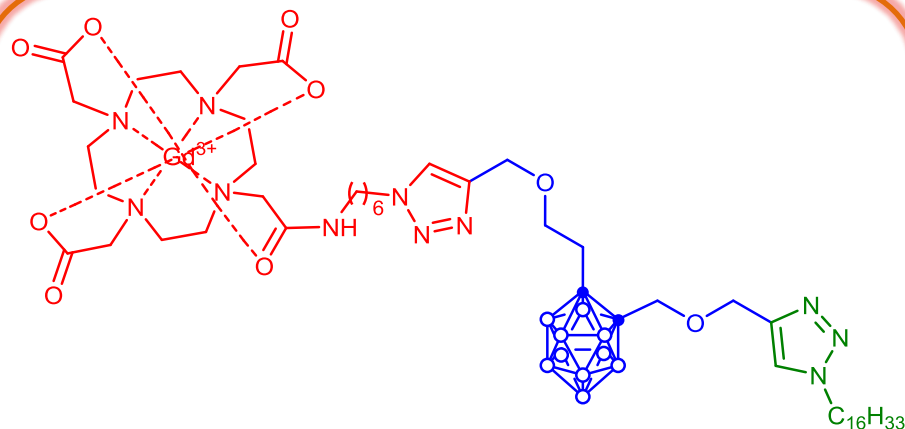


Lipoprotein

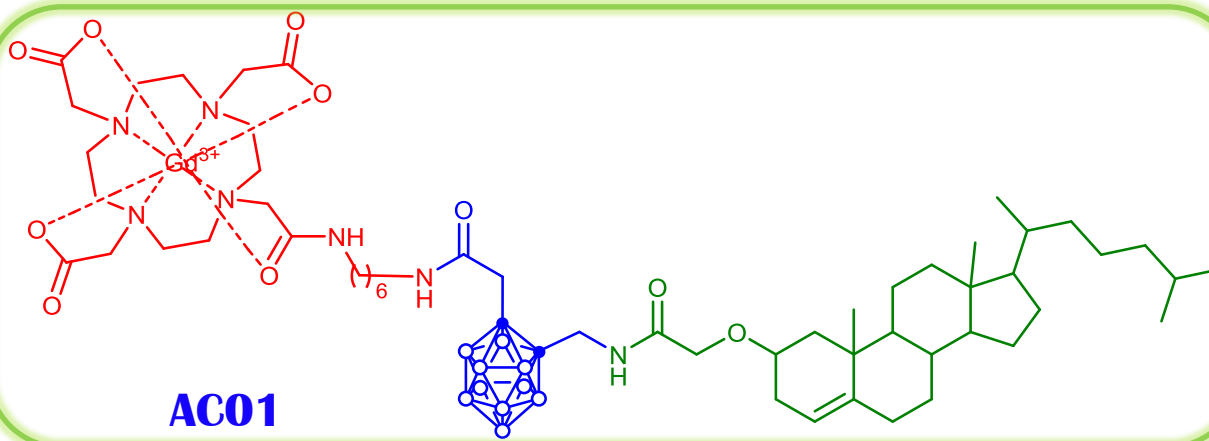
Examples of MRI/BNCT agents



AT101



MEA01



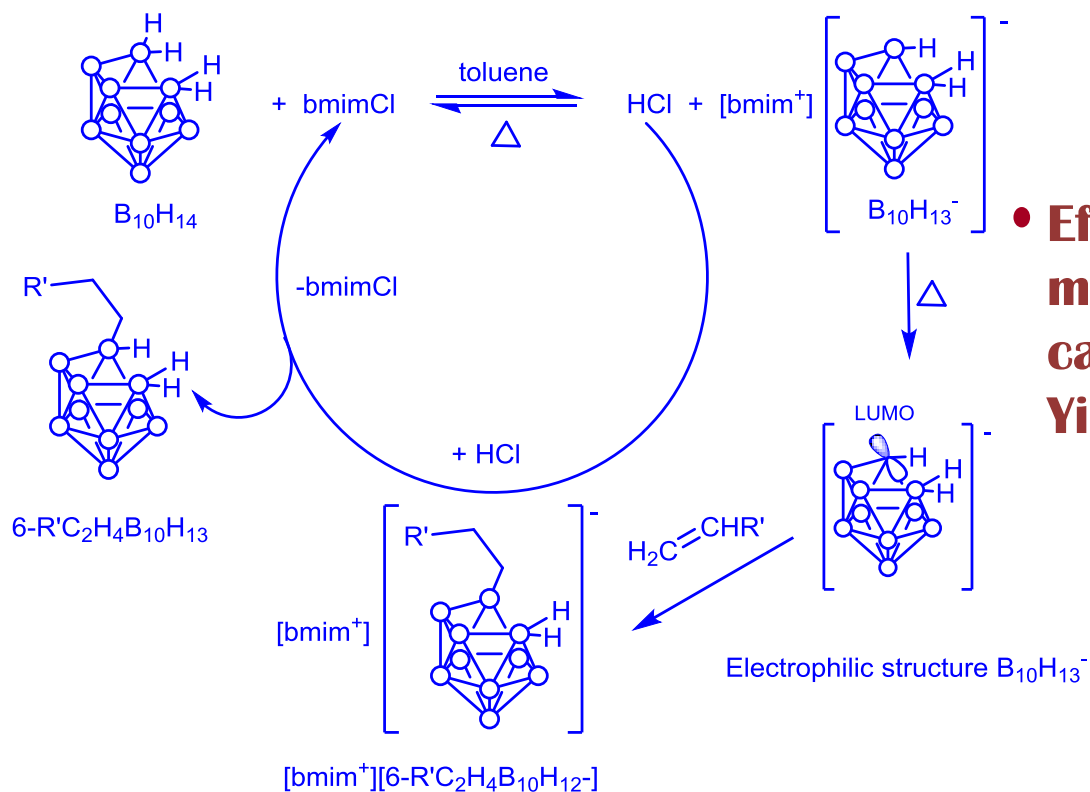
AC01

Org. Biomol. Chem., 2008, 6, 4460

Chem. Eur. J., 2013, 19, 721 – 728

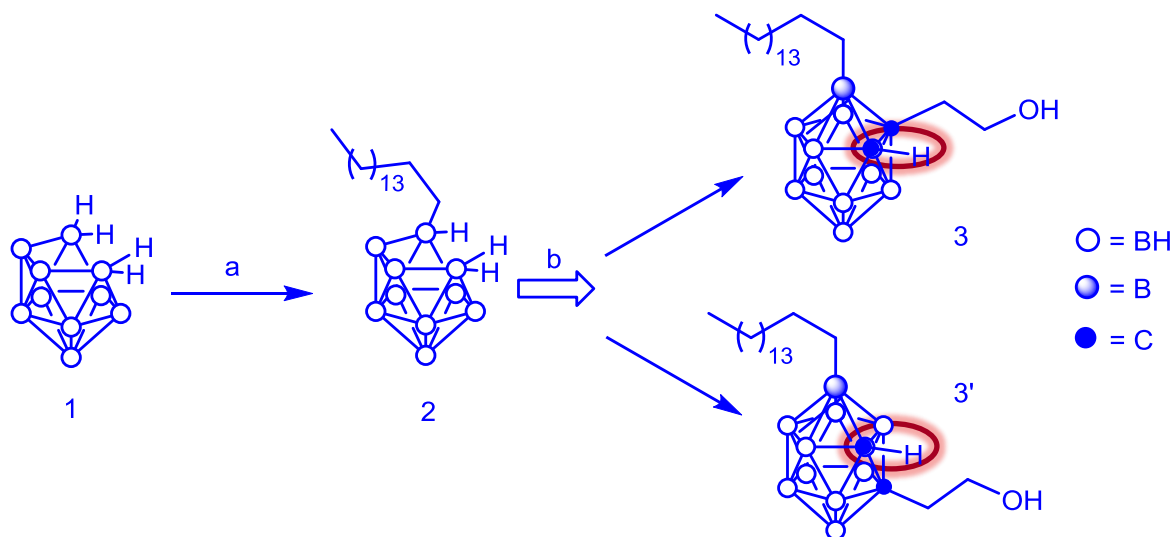
Org. Biomol. Chem., 2014, 12, 2457-2467

New decaborane functionalization strategy: Hydroboration reaction



- **Efficient strategy for lipophilic moiety introduction on boron cage:**
Yield product: 55 – 92 %

New dual agent synthesis: PB01



Synthesis of *C*-(2-hydroxy)-ethyl-*C*-H-6-(hexadecil)-*o*-carborane (**3**)

a) 1-hexadecene (3.5 eq), bmimCl (0.3 eq), toluene, 125°C, yield 43%; b) 3-butyn-1-ol (4 eq), bmimCl (0.3 eq), toluene, 100°C, yield 40%

Structure 3 : Isomer 1^a

Chemical shift for **C-H**

¹H: 4.1 ppm

¹³C: 60.35 ppm

Structure 3' : Isomer 2

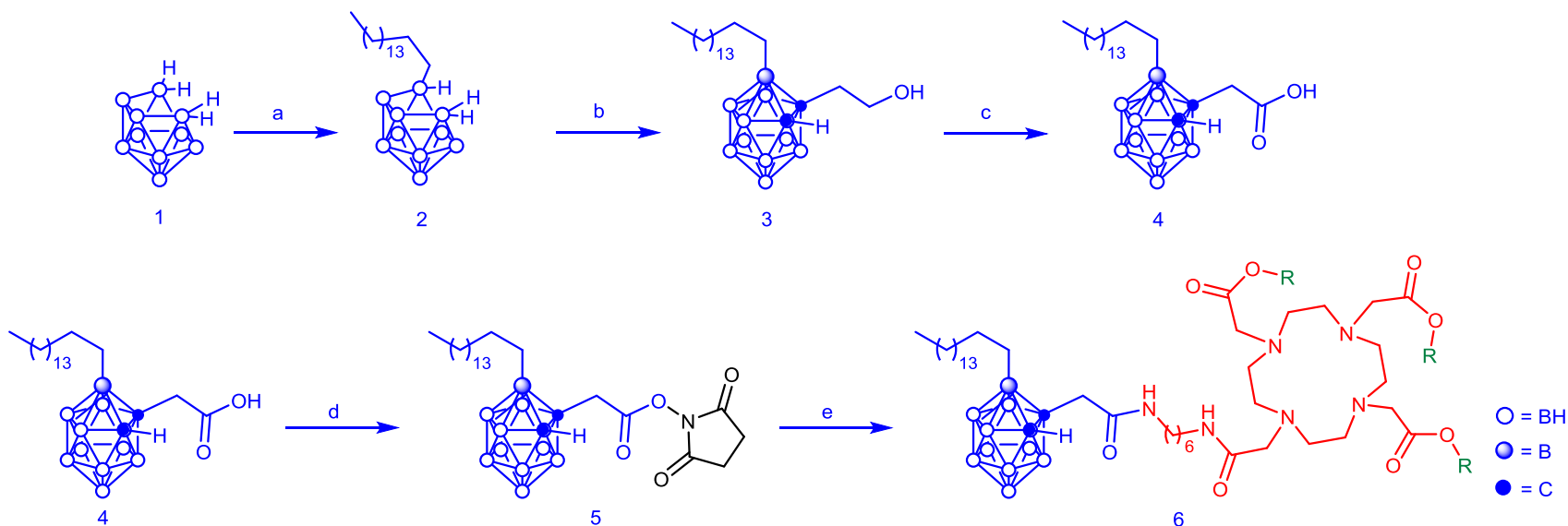
Chemical shift for **C-H**

¹H: 3.8 ppm

¹³C: 61.47 ppm

**^a Molecular structure defined by X-ray diffrattometric study
Structure acquired by Dott.ssa Domenica Marabello**

New dual agent synthesis: PB01



General procedure:

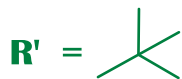
Synthesis of *C*-[R₃-DOTAMA-C₆]-acetamide-*C'*-H-6-(hexadecyl)-*o*-carborane (6)

a) 1-hexadecene (3.5 eq), bmimCl (0.3 eq), toluene, 125°C, yield 43%; b) 3-butyn-1-ol (4 eq), bmimCl (0.3 eq), toluene, 100°C, yield 40%; c) CrO₃ (4 eq), H₂SO₄ (3M), acetone, room temperature, yield 77%

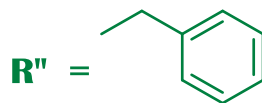
d) *N*-hydroxysuccinimide [NHS] (1.15 eq), dicyclohexylcarbodiimide [DCC] (1.2 eq), CH₂Cl₂, room temperature;

e) R₃-DOTAMA-C₆ (0.95 eq), diisopropylethylamine [DIEA] (0.95 eq), CH₂Cl₂, room temperature, yield: 13 – 42%

Protecting groups

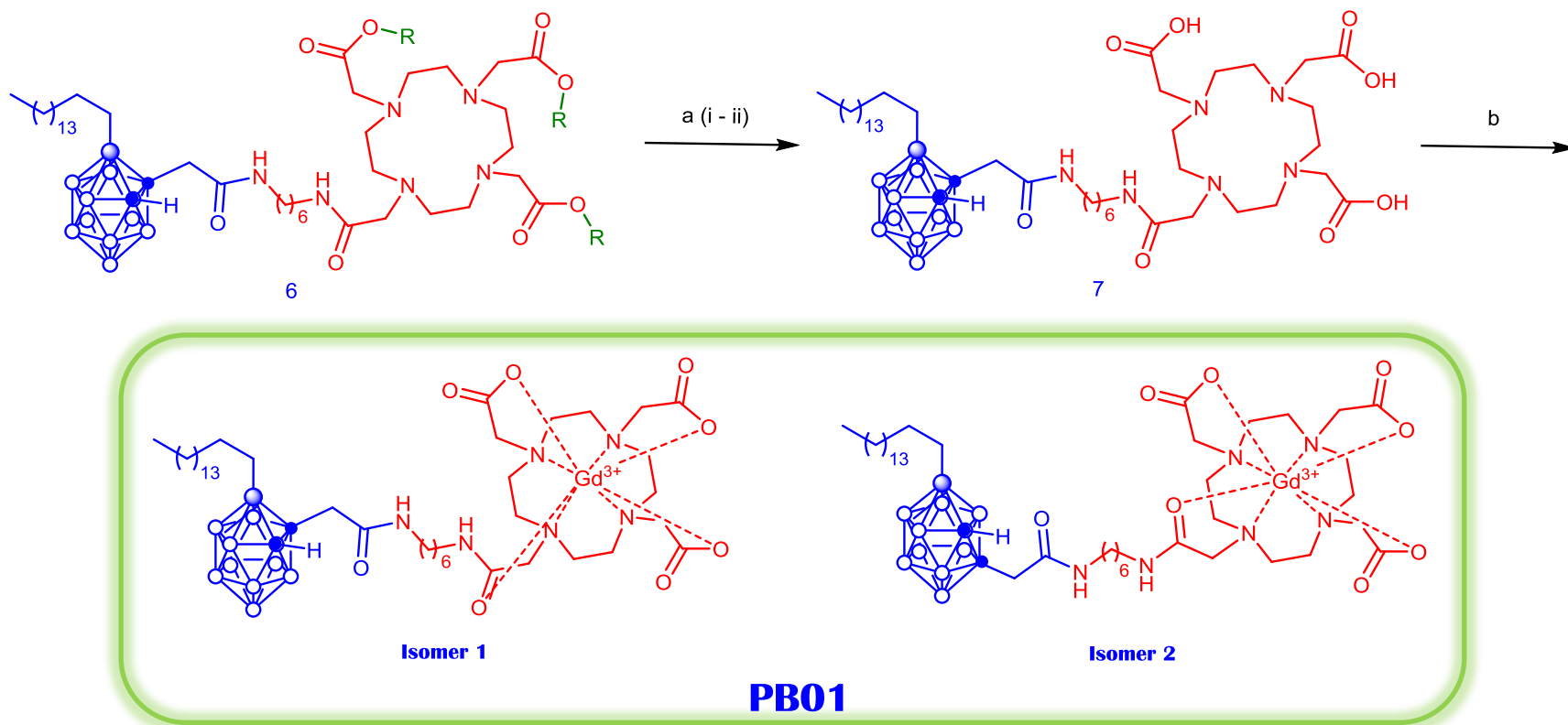


ter-Butyl



Benzyl

New dual agent synthesis: PB01



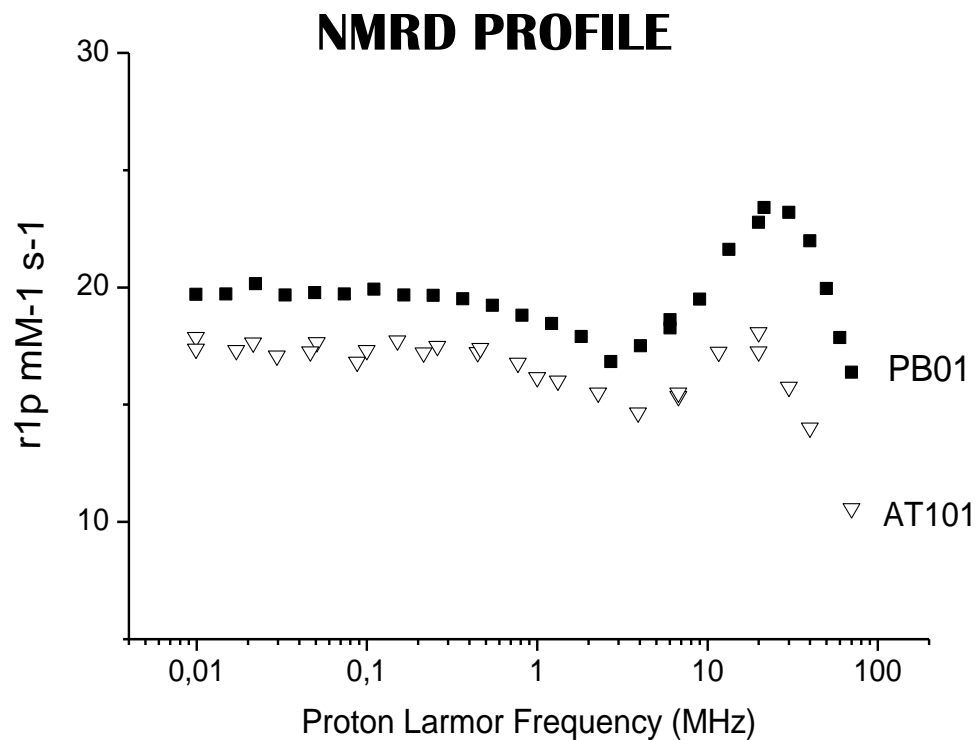
Synthesis of PB01:

a) i R = *ter*-(Butyl) CF_3COOH (2 ml), CH_2Cl_2 , room temperature, yield: > 99%

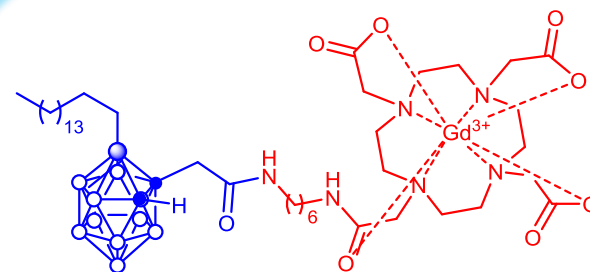
ii R = Benzyl H_2 , Pd on carbon (20% w/w), CH_2Cl_2/CH_3OH (1/1), room temperature, yield: > 99%

b) $GdCl_3$, H_2O , t. amb., pH. 7

Comparison PB01-AT101

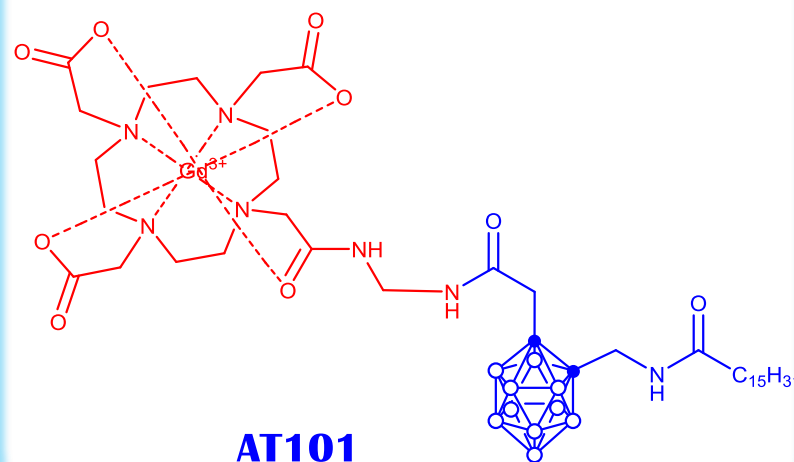


Dott.ssa Simonetta Geninatti Crich
Dott. Diego Alberti



PB01

Synthetic steps required: 6



AT101

Synthetic steps required: 14

Conclusions

Synthesis of MRI/BNCT dual agent based on hydroboration reaction:

- **efficient strategy for lipophilic moiety introduction on boron cage**
- **reduction of synthetic steps required**

Experimental evidence for molecular structure of precursor (3):

X-ray diffractometric study

Preliminary relaxometric tests on PB01 interaction with LDLs show a Nuclear Magnetic Relaxation Dispersion (NMRP) profile superior in comparison with AT101

Aknowledgments

Dott.ssa Domenica Marabello

X-ray diffractometric study

Prof. Claudio Medana

Mass spectra