

9-2016

Trends in Occupational Employment in the Cleveland MSA: 2010 to 2015

Merissa Piazza

Cleveland State University, m.c.piazza83@csuohio.edu

How does access to this work benefit you? Let us know!

Follow this and additional works at: https://engagedscholarship.csuohio.edu/urban_facpub

 Part of the [Urban Studies and Planning Commons](#)

Repository Citation

Piazza, Merissa, "Trends in Occupational Employment in the Cleveland MSA: 2010 to 2015" (2016). *Urban Publications*. 0 1 2 3 1386.
https://engagedscholarship.csuohio.edu/urban_facpub/1386

This Presentation is brought to you for free and open access by the Maxine Goodman Levin College of Urban Affairs at EngagedScholarship@CSU. It has been accepted for inclusion in Urban Publications by an authorized administrator of EngagedScholarship@CSU. For more information, please contact library.es@csuohio.edu.



Maxine Goodman Levin College of Urban Affairs

Trends in Occupational Employment in the Cleveland MSA: 2010 to 2015

Merissa C. Piazza
Program Manager
m.c.piazza83@csuohio.edu

Center for Economic Development
Levin College of Urban Affairs
Cleveland State University

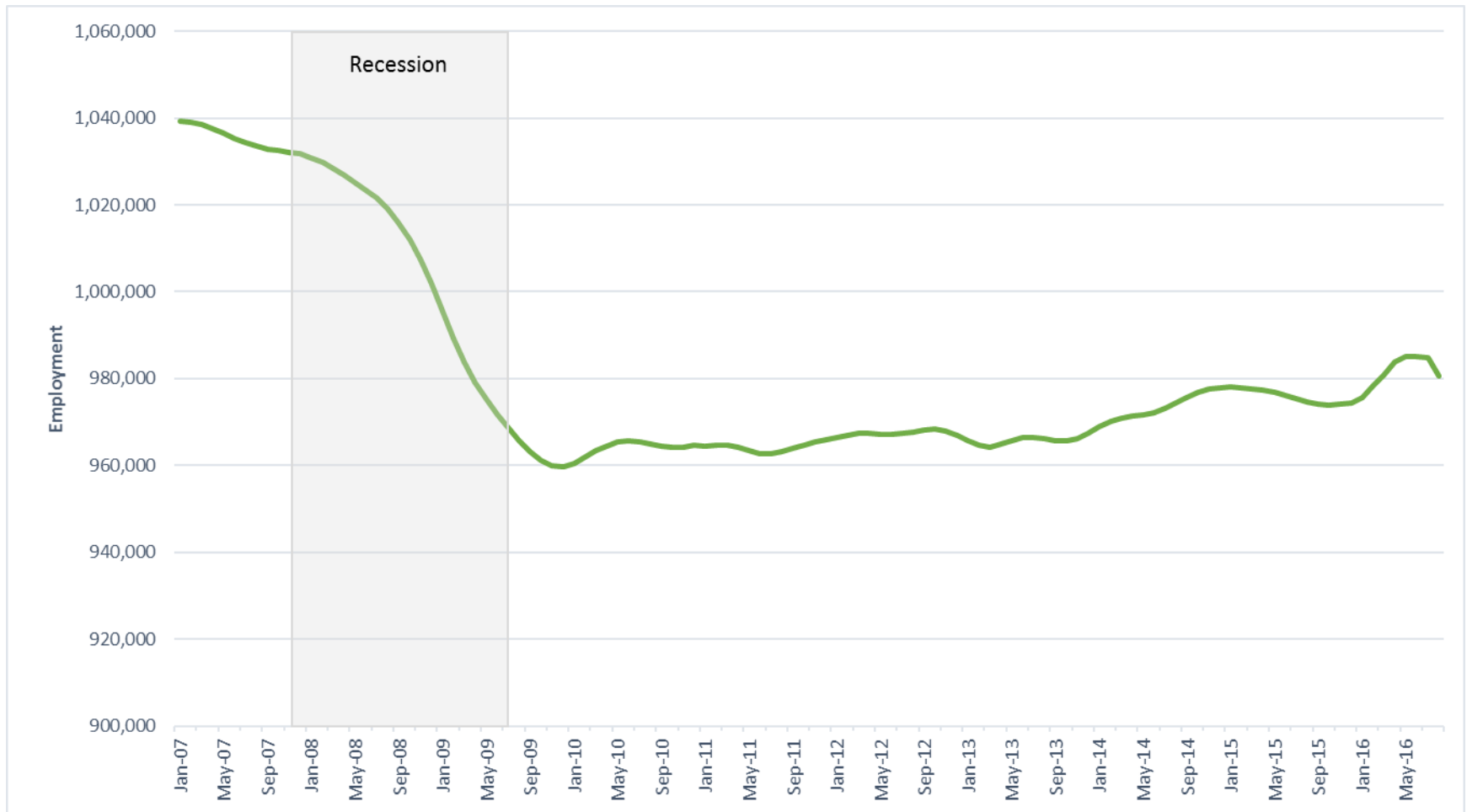
September 2016

OVERALL EMPLOYMENT TRENDS IN THE CLEVELAND MSA

Employment is recovering from the recession

- ❑ Employment in the Cleveland MSA hit its trough in December 2009 with 959,677 employees.
- ❑ Since the trough in Dec. 2009, employment has seen small gains. Overall, employment increased 1.5% from December 2009 to December 2015.
- ❑ Employment in the Cleveland MSA has not recovered back to pre-recession levels. Employment in August 2016 was still 6% lower than at the start of the recession (December 2007).

Overall, Employment Has Been Recovering in the MSA But at a Slow Pace



Source: U.S. Bureau of Labor Statistics, Local Area Unemployment Statistics

OCCUPATIONAL EMPLOYMENT IN THE CLEVELAND MSA

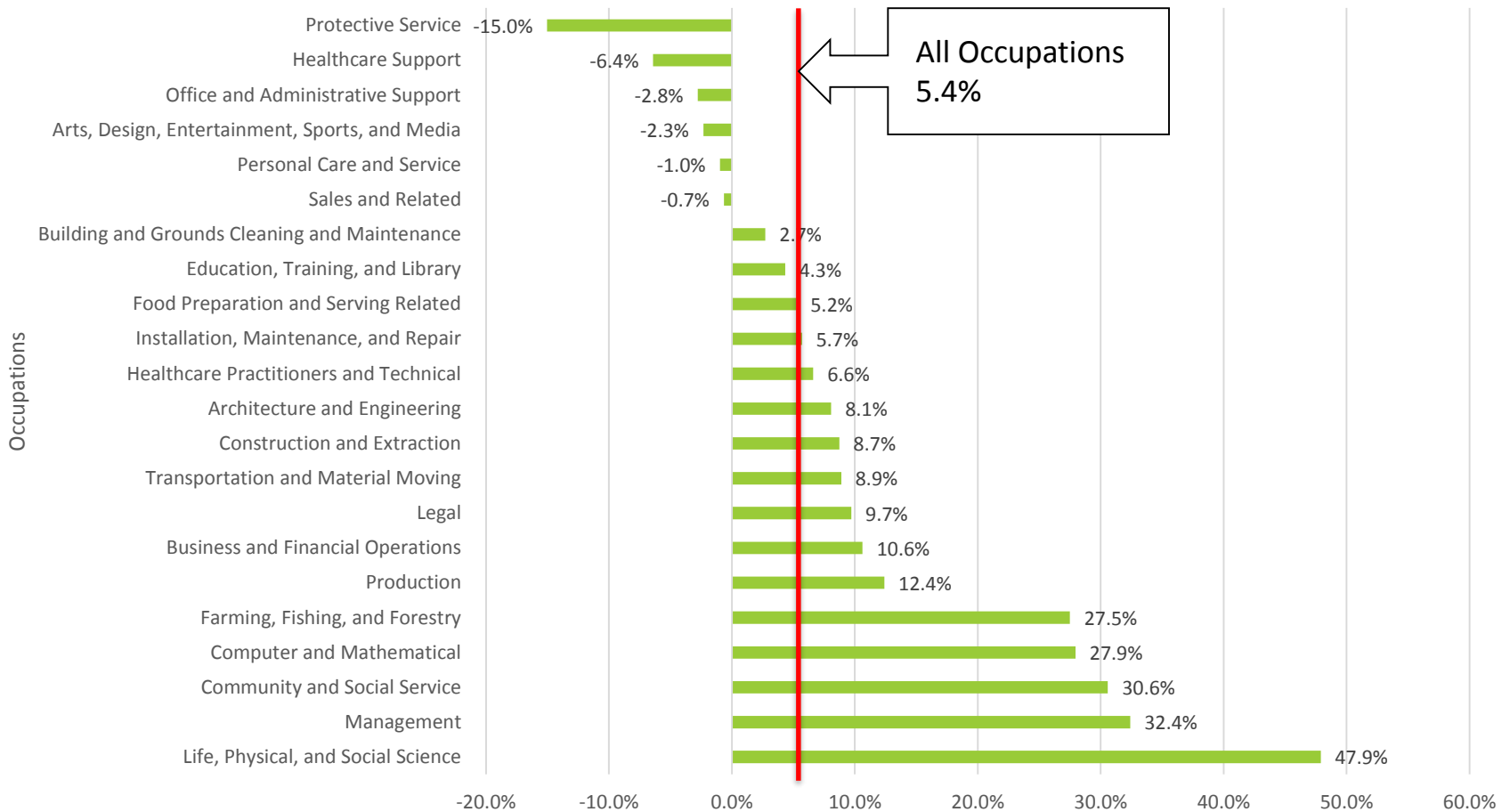
Occupational Employment Change, Cleveland MSA, 2010-2015



Source: U.S. Bureau of Labor Statistics, Occupational Employment Statistics

Management and Production occupations gained more than 10,000 jobs in the last 5 years.

Occupational Employment Change, Cleveland MSA, 2010-2015



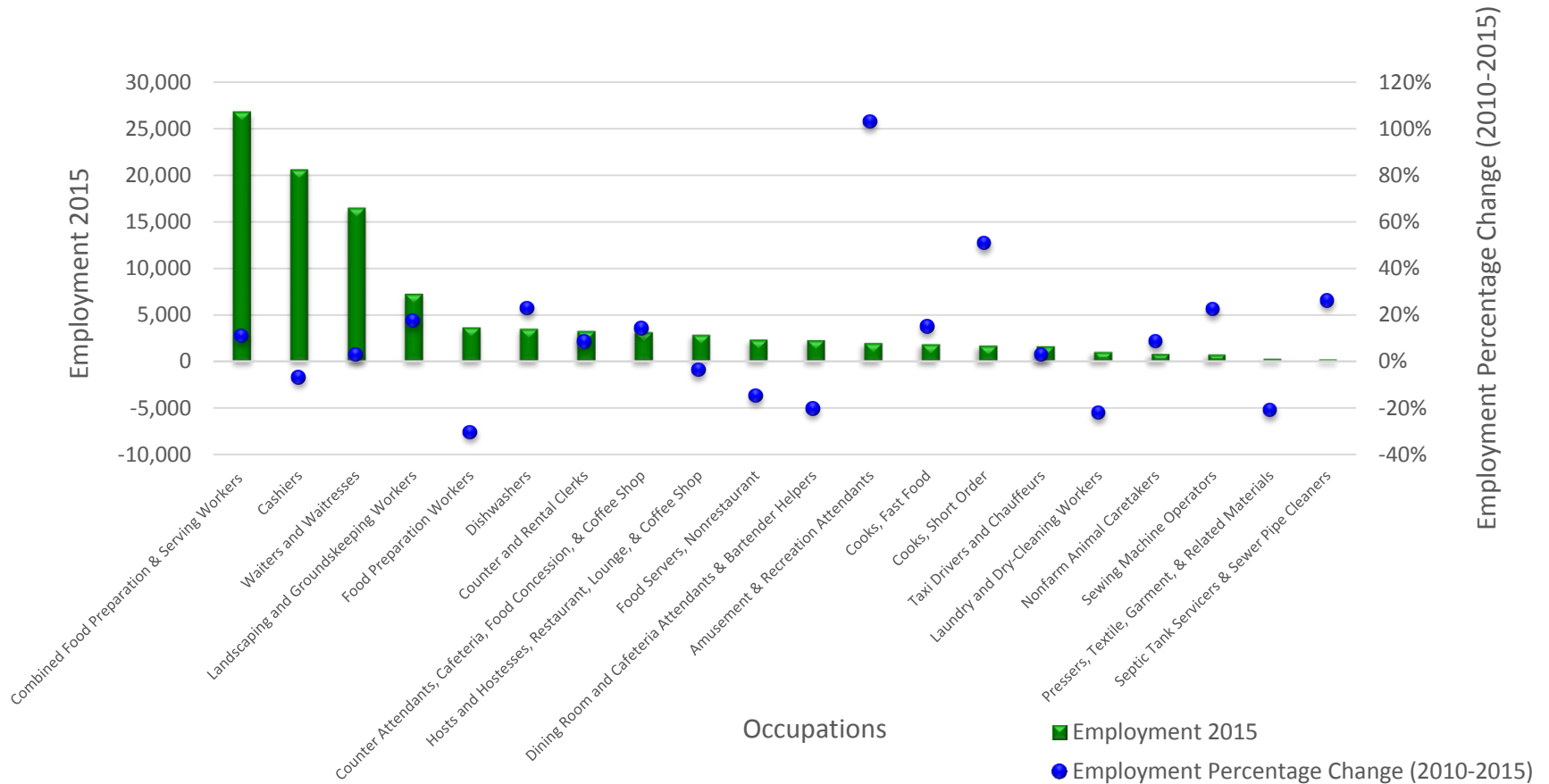
Source: U.S. Bureau of Labor Statistics, Occupational Employment Statistics

- Fifteen (15) of the 22 occupation groups gained employment from 2010 to 2015.
- *Life, Physical, and Social Science* occupations gained more than 40% employment from 2010 to 2015.

OCCUPATIONAL EMPLOYMENT BY EDUCATION IN THE CLEVELAND MSA

By Top 20 Employment 2015

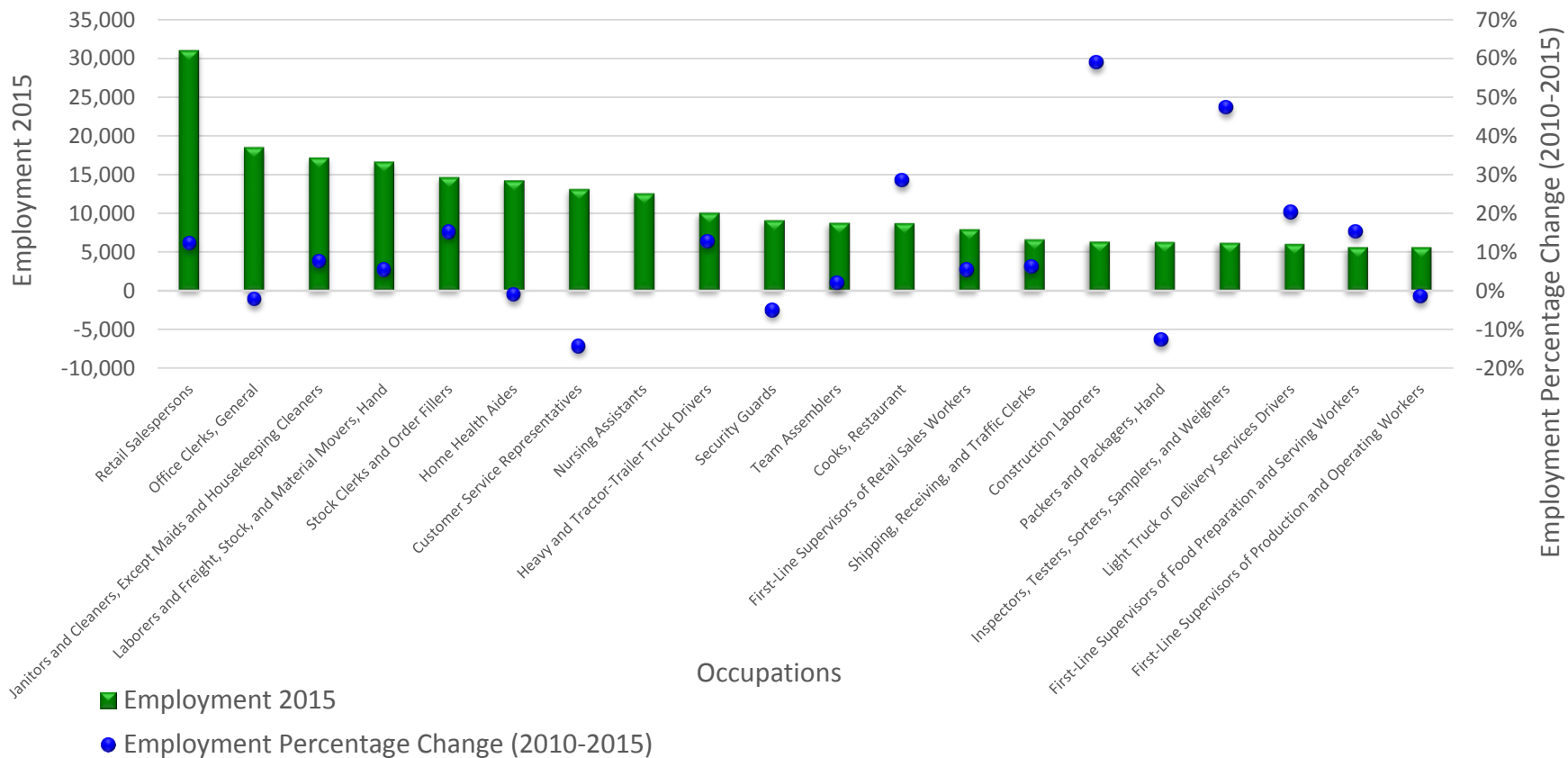
Employment of Jobs Requiring Less than High School Diploma/GED (Top 20)



Source: O*NET; U.S. Bureau of Labor Statistics, Occupational Employment Statistics

Of jobs that do not require a high school diploma/GED most of them were in service orientated occupations.

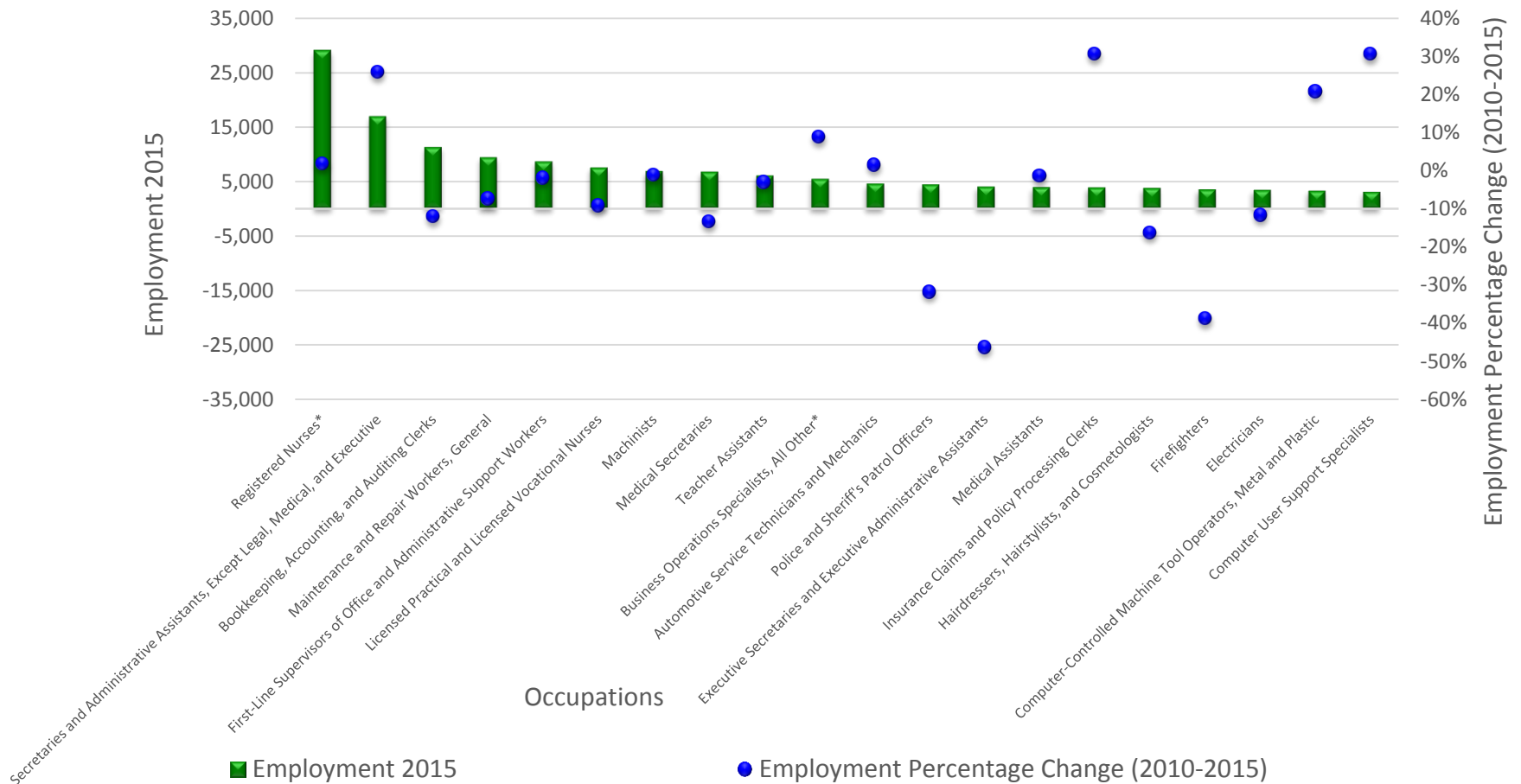
Employment of Jobs Requiring High School Diploma (Top 20)



Source: O*NET; U.S. Bureau of Labor Statistics, Occupational Employment Statistics

- Most jobs requiring a High School Diploma were *Retail Salespersons* and *Office Clerks*
- Most of the occupations that required a H.S. diploma saw employment growth over the last five years (2010-2015).

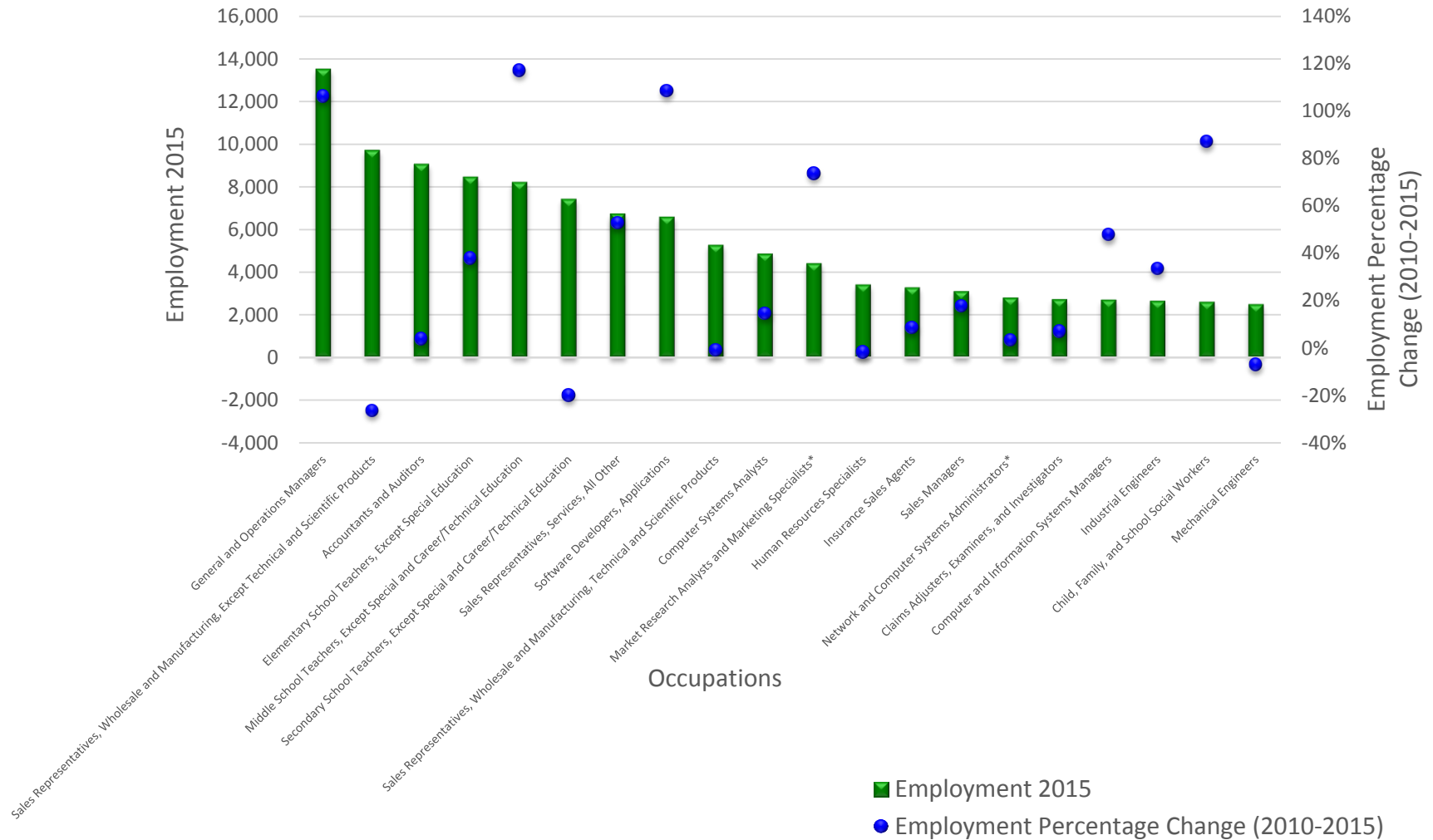
Employment of Jobs Requiring an Associate's Degree, On-The-Job Training (Top 20)



Source: O*NET; U.S. Bureau of Labor Statistics, Occupational Employment Statistics

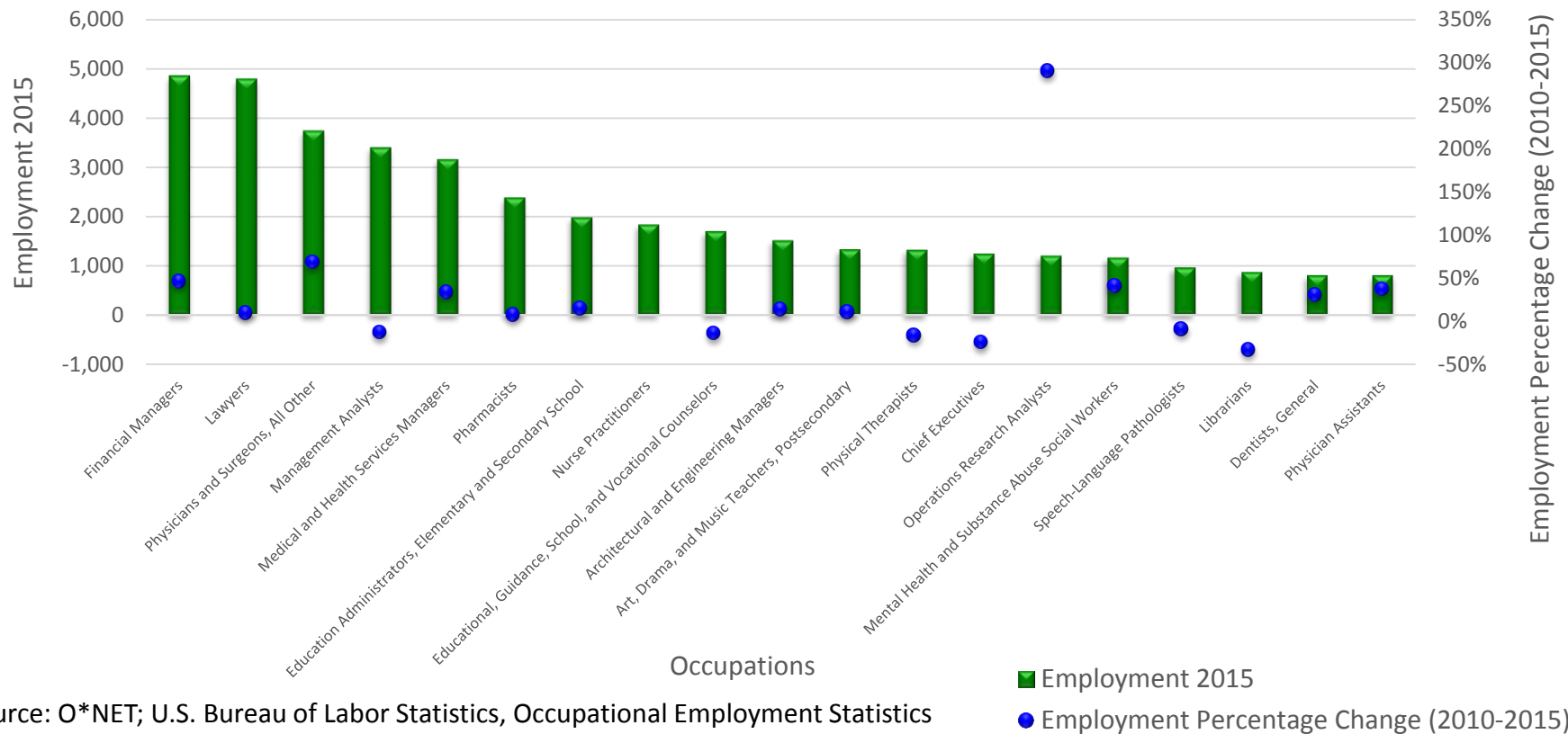
Among the jobs requiring an Associate's degree or On-the-Job Training there was considerable employment in 2015 for *Registered Nurses* and *Administrative Assistants*

Employment of Jobs Requiring a Four-Year Bachelor's Degree (Top 20)



The highest employment growth in occupations requiring a bachelor's degree was seen in *Middle School Teachers*, then *Software Developers*.

Employment of Jobs Requiring a Master's Degree, Ph.D., M.D., or J.D. (Top 20)



Source: O*NET; U.S. Bureau of Labor Statistics, Occupational Employment Statistics

- Between 2010 and 2015 little employment growth was seen among jobs that required an advanced degree.
- *Financial Managers, Lawyers, Physicians and Surgeons* had the largest employment of advanced degree occupations in 2015.