



ONU SAE Baja Data Acquisition System

Ryan Rose, Gabe Sevigny

Ryan Carl, Nathanael Smith

Project 4 Definition



Background

Background - SAE Baja

- First SAE Baja race held in 1976
- ONU is in its 14th year of Baja
 - Olivet Nazarene University's Walker School of Engineering



Background - Data Acquisition

- Olivet has never had a data acquisition system
 - Maximize the reliability and minimize lap time
- Other Baja teams have used systems while at the competition
 - Research on Baja forums
- Worked with ONU's Baja team
 - Highlighted main variables that need to be measured



Problem Description

Project Scope

- To design, implement, and test data acquisition system
 - Should have multiple sensors
 - Wired to logger
- Data that needs to be logged
 - Independent wheel speed
 - CVT pulley ratio
 - Engine RPM
 - GPS location
 - Accelerometer
- Work with the Baja team
 - Make adjustments as they see fit

Constraints

- Whole logger system waterproof/mud proof
- Handle moderate vibrations
 - Data System needs to be on Baja car
- Data needs log while car is in use at all times
 - Have visible confirmation
- Self powered
- Can be removed from the car if needed
 - Car may be redesigned each year



Design Alternatives

Design Alternatives

Distributed system

“Smart” sensors process data,
central logger aggregates data.

Pros: flexible

Cons: complicated, cost

Centralized system

“Dumb” sensors, central logger
processes and aggregates data.


Pros: simpler, cost

Cons: not as flexible



Final Design

Centralized system based on
Raspberry Pi 3




Wheel Speed Sensors



Sensor Interface



GPS Receiver/Accelerometer



Wiring



(picture here)


Power Supply



User Interface



Overall System



Logged Data

| Mon Apr 17 15:22:10 2017 | | | | | | | | | | | | | |
|--------------------------|----------|------------|------------|-------|----------|-----------|----------|---------|---|---|---|---|---|
| Metric: | Time | Latitude | Longitude | Speed | X-Accel | Y-Accel | Z-Accel | Sensors | | | | | |
| Units: | HHMMSS | DD.dddddd | DDD.dddddd | m/s | m/s^2 | m/s^2 | m/s^2 | | | | | | |
| | 152210.9 | +41.155845 | -87.883563 | 0.1 | 0.076633 | -0.306533 | 9.502512 | 0 | 0 | 0 | 0 | 0 | 0 |
| | 152211 | +41.155845 | -87.883563 | 0.1 | 0.076633 | -0.306533 | 9.579145 | 0 | 0 | 0 | 0 | 0 | 0 |
| | 152211.1 | +41.155845 | -87.883562 | 0.1 | 0.153266 | -0.383166 | 9.502512 | 0 | 0 | 0 | 0 | 0 | 0 |
| | 152211.2 | +41.155847 | -87.883562 | 0.1 | 0.076633 | -0.306533 | 9.502512 | 0 | 0 | 0 | 0 | 0 | 0 |
| | 152211.3 | +41.155847 | -87.883562 | 0.1 | 0.076633 | -0.229899 | 9.655779 | 0 | 0 | 0 | 0 | 0 | 0 |
| | 152211.4 | +41.155847 | -87.883562 | 0.1 | 0.076633 | -0.229899 | 9.502512 | 0 | 0 | 0 | 0 | 0 | 0 |



Project Evaluation

Work Completed

- System that collects and logs...
 - Position
 - Speed
 - Acceleration
 - Up to 8 readings from sensor interface
- Main waterproof enclosure that securely holds...
 - Logger
 - GPS/Accelerometer module
 - Sensor interface
 - Battery
- Mounting brackets with sensors for wheel speed

Work Completed

- Battery life and digital storage space far exceed requirements
- Interface for driver to operate system
- Preliminary work for CVT ratio and engine RPM
- Installation Guide
- Operation Instructions
- Sensor Diagram

- Enclosure durability
- Software verification and validation
- GPS accuracy
- Accelerometer accuracy
- Component Interoperability

Work Remaining

- CVT Ratio/Engine RPM
 - software adjustments
 - mount sensors
- Wheel speed
 - software adjustments
 - mount sensors
- Wiring
 - connect sensors to logger
 - fixed with hook and loop straps to car body
- Vibration/Durability testing
- Mount main enclosure
- Complete documentation

Possible Improvements

- Cooling technology
- Power consumption considerations
- Visualization software
- Wireless technology for logger on/off
- Additional metrics

Acknowledgements

Dr. Joseph Schroeder - Faculty Advisor

Dr. Bob Allen - ONU Baja Team Advisor

Jordan Houser - ONU Baja Team Leader

ONU Baja Team Members

Prof. Joe Makarewicz - Hardware/Software Advisor