

## The University of Southern Mississippi The Aquila Digital Community

---

### Faculty Publications

---

4-1-2019

# Sex-Specific Growth and Reproductive Dynamics of Red Drum in the Northern Gulf of Mexico

Corbin F. Bennetts

*University of Southern Mississippi*, [corbin.bennetts@usm.edu](mailto:corbin.bennetts@usm.edu)

Robert T. Leaf

*University of Southern Mississippi*

Nancy J. Brown-Peterson

*University of Southern Mississippi*

Follow this and additional works at: [https://aquila.usm.edu/fac\\_pubs](https://aquila.usm.edu/fac_pubs)

 Part of the [Marine Biology Commons](#)

---

### Recommended Citation

Bennetts, C. F., Leaf, R. T., Brown-Peterson, N. J. (2019). Sex-Specific Growth and Reproductive Dynamics of Red Drum in the Northern Gulf of Mexico. *Marine and Coastal Fisheries*, 11(2), 213-230.

Available at: [https://aquila.usm.edu/fac\\_pubs/16239](https://aquila.usm.edu/fac_pubs/16239)

This Article is brought to you for free and open access by The Aquila Digital Community. It has been accepted for inclusion in Faculty Publications by an authorized administrator of The Aquila Digital Community. For more information, please contact [Joshua.Cromwell@usm.edu](mailto:Joshua.Cromwell@usm.edu).

ARTICLE

## Sex-Specific Growth and Reproductive Dynamics of Red Drum in the Northern Gulf of Mexico

Corbin F. Bennetts\* and Robert T. Leaf

Division of Coastal Sciences, School of Ocean Science and Engineering, The University of Southern Mississippi, 703 East Beach Drive, Ocean Springs, Mississippi 39564, USA

Nancy J. Brown-Peterson

Center for Fisheries Research and Development, School of Ocean Science and Engineering, The University of Southern Mississippi, 703 East Beach Drive, Ocean Springs, Mississippi 39564, USA

---

### Abstract

The Red Drum *Sciaenops ocellatus* stock is heavily targeted in the Gulf of Mexico (GOM) by recreational fishers and supports a small commercial fishery in Mississippi. Despite their popularity, little recent work has been done to describe their life history. In this work, we describe sex-specific growth and reproductive dynamics of Red Drum collected from the northern GOM from September 2016 through October 2017. We evaluated seven candidate growth models and found that the three-parameter von Bertalanffy growth function (VBGF) was the best candidate length-at-age model. No significant difference in growth between sexes was observed with the three-parameter VBGF, despite the female-specific curve having a larger mean asymptotic length than the male-specific curve. All seven candidate growth models predicted similar mean length-at-age estimates, and four of them exhibited significant differences in sex-specific mean length at age, with females reaching a larger length at age than males after age 5. There was no significant difference between the sex-specific weight-at-length relationships. Red Drum are batch spawners that spawn in northern GOM coastal waters during August and September. We estimated 3.7 d between spawns and 10.5 spawning events per female in 2017. Nearly 20% of fish collected during the spawning season were sexually mature but reproductively inactive, indicating the possibility of skipped spawning. The age at 50% maturity was around 3 years (length at 50% maturity = 670 mm TL) in both sexes, but fish were not spawning capable until age 4.5 (703 mm TL) in males and age 5.8 (840 mm TL) in females. Furthermore, elevated gonadosomatic indices were not observed until around age 5–6. The updated life history information presented in this work helps to address current data limitations and provides critical information for future assessments of Red Drum stocks in the northern GOM.

---

The Red Drum *Sciaenops ocellatus* is a large, long-lived, recreationally and commercially desirable species (Beckman et al. 1988) that ranges throughout the Gulf of

Mexico (GOM) from northern Mexico to the Florida Keys and along the East Coast of the United States to Massachusetts (Matlock 1980; Murphy and Taylor 1990;

---

Subject editor: Debra J. Murie, University of Florida, Gainesville

\*Corresponding author: corbin.bennetts@usm.edu  
Received May 24, 2018; accepted March 18, 2019

This is an open access article under the terms of the Creative Commons Attribution License, which permits use, distribution and reproduction in any medium, provided the original work is properly cited.

Porch et al. 2002). The GOM Red Drum stock is primarily targeted in inshore waters, although there is a history of stock exploitation in the nearshore and coastal zone. The popularity of Red Drum in the northern GOM surged in the mid-1980s, when increased demand and easily targeted spawning aggregations led to a harvest of over 6 million kg in 1985 (Powers et al. 2012). This magnitude of harvest was not sustainable and led to a moratorium on the commercial harvest of Red Drum in U.S. federal waters in 1986 (NMFS 1986). Commercial harvest of Red Drum is permissible in coastal areas, where the stock is managed by individual states rather than the federal government, although Mississippi is currently the only state to allow commercial harvest (27,215.5-kg quota in 2017; [www.dmr.ms.gov](http://www.dmr.ms.gov)). Over the past decade, Gulf-wide mean annual harvest in the United States was over 3 million kg, and as high as over 15.3 million kg; in Mississippi, the mean annual recreational harvest ranged from 383,640 kg to 1.4 million kg (NMFS 2018). In the most recent stock assessments, the GOM Red Drum stock was classified as overfished (Porch 2000; SEDAR 2016).

Despite the interest in the fishery, the GOM Red Drum stock is considered a data-limited stock (SEDAR 2016). Information on the demographic characteristics, age and growth, and reproductive dynamics of Mississippi's Red Drum stock is inferred from studies performed in coastal waters of Texas, Louisiana, Alabama, and Florida, even though Red Drum populations appear to exhibit limited genetic transfer among regional subpopulations (Gold et al. 2001; Rooker et al. 2010). Much of the biological information on the Red Drum stock in the GOM comes from studies conducted in the 1980s and 1990s, of which only one published study was specific to the Mississippi coastal region (Overstreet 1983).

Information describing age at length is essential for quantitative age-structured stock assessment, which allows determination of a population's dynamics and response to fishing pressure (Beckman et al. 1989; Denney et al. 2002). There is broad variation in reported age-growth models for Red Drum because of disagreement on the presence of sexually dimorphic growth and because there remains some question about which models best describe individual growth dynamics. Beckman et al. (1989) found a significantly better fit ( $P < 0.001$ ) when growth was modeled for each sex separately than when sexes were aggregated in the analysis, whereas other studies aggregated the sexes (Rohr 1980; Wakefield and Colura 1983; Doerzbacher et al. 1988; Murphy and Taylor 1990; Matlock 1992; Porch 2000). From a model specification perspective, the von Bertalanffy growth function (VBGF) is commonly used to describe the length-at-age relationship (Beckman et al. 1989; Murphy and Taylor 1990; Ross et al. 1995). However, the VBGF may not be the most appropriate for Red Drum because of their seasonal growth dynamics and ontogenetic changes in

growth rate (Porch et al. 2002). Although the use of multiple models addresses the issue of model misspecification (Katsanevakis 2006), the approach will only be as effective as the models used in the analysis. Spatial variability is evident in previous growth parameter estimates, even on an intra-state level (Wakefield and Colura 1983; Matlock 1992). Regional sex-specific age-growth relationships modeled through multiple candidate models should therefore improve the estimates of mean length at age for Red Drum in Mississippi and Gulf-wide.

Knowledge of the spawning characteristics of Red Drum is also essential to developing effective management. Reproductive traits, such as the duration and start of the spawning season and maturation, influence stock productivity (Murawski et al. 2001; Lowerre-Barbieri et al. 2011), and stock assessments are sensitive to changes in the maturity schedule (Brown-Peterson et al. 2017). Previous studies have addressed the reproductive characteristics of Red Drum in the northern GOM (Overstreet 1983; Fitzhugh et al. 1988; Murphy and Taylor 1990; Wilson and Nieland 1994), but those studies were performed over two and three decades ago, and the history of stock exploitation and current recreational fishing pressure on young individuals make the stock susceptible to alterations in reproductive characteristics (Trippel et al. 1997; Murawski et al. 2001; Wright and Trippel 2009). Confidence in the current descriptions of the stock's reproductive dynamics is also hindered by variability in previous estimates of the onset of maturity and spawning season. These discrepancies may be due to geographic differences (Pearson 1929; Overstreet 1983), differences in definitions and methods of determining maturity, and differences in classifying reproductive phases (West 1990; Wilson and Nieland 1994).

Due to the variety in descriptions of Red Drum growth and reproductive characteristics and due to the regional nature of these characteristics (Matlock 1992; Wilson and Nieland 1994), current and regional descriptions are necessary for the management of Mississippi's portion of the Red Drum stock. In this work, we quantify the length-at-age relationship using multiple candidate models, determine the best-supported model, and quantify the weight-at-length relationship. We then determine whether these relationships are significantly different between male and female Red Drum. We also estimate the reproductive characteristics of Red Drum, including (1) sex-specific age and length at maturity, (2) the spawning season, and (3) the spawning interval.

## METHODS

Red Drum were collected in the northern GOM off the coasts of Mississippi, eastern Louisiana, and western Alabama from September 2016 to October 2017 by using fishery-dependent methods (primarily samples collected from

fishing tournaments and charter companies that used trolling and small-tackle methods) and fishery-independent methods (cast-net, gill-net, longline, and purse-seine surveys) over the entire study period. The total weight ( $W$ ; g), TL (mm), SL (mm), and FL (mm) of each specimen were recorded. A subsample ( $n = 71$ ) was measured both whole and as filleted carcasses. Because all three length measurements (SL, FL, and TL) are found in the literature, for comparison we describe the linear relationship between each, as well as the relationship between each length measurement from the filleted fish and that of the whole fish. Sagittal otoliths and whole gonads were collected from each fish and weighed (nearest 0.01 g). Sex and reproductive phase were initially determined macroscopically in accordance with the methods of Brown-Peterson et al. (2011).

Otolith processing and age determination followed the procedures presented by VanderKooy (2009). The left sagittal otolith (or the right otolith when the left was unavailable) was used by two independent readers to estimate the age of each specimen. If the age estimates from the two readers did not agree, then a third independent reader also aged the otolith. If all three resulting estimates still differed, the fish's other otolith was read in the same manner. If the age estimates were still not in agreement, the age was rejected. The translucent outer edge margin of the otolith between the otolith's edge and the most recent fully formed opaque zone was measured using i-Solution Lite software and was compared to the width of the most recently formed translucent zone measured in the same manner. This proportion was assigned a categorical margin code based on the percent translucent area: 1 = 0% translucent edge (i.e., an opaque margin); 2 = >0% to 33%; 3 = 33–66%; and 4 = 66–99%. Following Ditty (1986) and Beckman et al. (1988, 1989), we assumed a birthdate of October 1, and we assumed that February 1 was the date of deposition for the annulus' opaque zone. However, because the first complete opaque zone is not deposited until the fish's second winter (Beckman et al. 1988, 1989; Murphy and Taylor 1990), the first opaque zone indicates an age of about 1.5 years, with each subsequent opaque zone indicating an additional year of age. We added the number of days between October 1 and the catch date to the annulus-derived age estimate. Fish with no discernable annuli were assigned ages based on capture date and margin code: individuals with a margin code of 3 or 4 were assigned an annulus-derived age of 1 year plus the number of days at large (number of days between October 1 and the date of capture divided by 365), and those collected with a margin code of 1 or 2 were assigned partial-year ages equal to the number of days at large. As a potential cost-savings method to estimate fish age without sectioning the otolith, we also modeled age as a function of otolith weight by using a power function.

To examine sex and reproductive phase microscopically, a cross section ( $<1 \text{ cm}^3$ ) from the center of the left gonad (when available, or the right gonad when the left was missing) was fixed in 10% neutral buffered formalin within 24 h of collection, dehydrated, embedded, sectioned at  $4 \mu\text{m}$ , and stained following a regressive method of hematoxylin staining and eosin counterstaining (Luna 1968). We examined stained slides microscopically to determine sex, classify each individual as mature or not mature, and assign a reproductive phase following the terminology described by Brown-Peterson et al. (2011). Wilson and Nieland (1994) and Fitzhugh et al. (1988) found oocyte development in Red Drum to be homogeneous throughout the gonad; to corroborate their findings, we examined tissue from anterior, middle, and posterior sections of both the left and right lobes of the gonad from one spawning-capable female. When identifying reproductive phases, every histology slide was read by two independent readers with no prior knowledge about the sample. If the two readers disagreed on the phase, the slide was examined a second time by both readers together; if an agreement was still not reached, the sample was removed from analysis. Although the presence of cortical alveolar oocytes in females and primary spermatocytes in males signifies physiological maturity (Brown-Peterson et al. 2011), individuals with these early gamete developmental stages are in the early developing subphase and are considered reproductively inactive (Brown-Peterson et al. 2017). We considered Red Drum to be sexually mature when they entered the developing phase, with primary vitellogenic oocytes present in females (following the definition of Wilson and Nieland 1994) and secondary spermatocytes present in males. We classified fish in the immature and virgin early developing phases as not mature. Fish that were identified to be in the early developing (and had obviously spawned during the previous year), developing, spawning-capable, actively spawning, regressing, or regenerating phases were classified as mature.

We described the Red Drum age-growth relationship using seven length-at-age functions and a power function for the weight-at-length relationship. The length-at-age candidate models included a three-parameter VBGF, a two-parameter VBGF, a "double" VBGF, a "linear" VBGF, the Gompertz growth model, a three-parameter logistic model, and the Porch et al. (2002) seasonal and damped model. The double VBGF and Porch et al. (2002) models were fitted to the data using Bayesian methods for nonlinear regression in the program JAGS (Plummer 2003) by using the R package "rjags" (Plummer et al. 2016). All other candidate length-at-age models were fitted with a nonlinear least-squares regression (R Development Core Team 2016). We evaluated relative model fit by using Akaike's information criterion (AIC), a measure of

a model's goodness of fit relative to other candidate models (Katsanevakis 2006). The best representative model was indicated by the lowest AIC value. We constructed both sex-specific and sex-aggregated relationships for each of the candidate models.

The three-parameter VBGF (von Bertalanffy 1938) is a nonlinear regression and is defined by

$$L_t = L_\infty \left[ 1 - e^{-k(t-t_0)} \right],$$

where  $L_t$  is the TL (mm) at age  $t$  (years);  $L_\infty$  is the mean hypothetical maximum TL;  $k$  is a growth rate coefficient ( $\text{year}^{-1}$ ); and  $t_0$  is the theoretical age (years) at a length of zero. The two-parameter VBGF is defined in the same manner, but the parameter  $t_0$  is set equal to zero.

The double VBGF (Vaughan and Helser 1990) is a segmented nonlinear regression model that is defined as

$$L_t = \begin{cases} L_\infty [1 - e^{-k_1(t-t_1)}], & t < t_p \\ L_\infty [1 - e^{-k_2(t-t_2)}], & t \geq t_p \end{cases}$$

$$t_p = (k_2 t_2 - k_1 t_1) / (k_2 - k_1),$$

where  $L_t$  is the TL (mm) at age  $t$  (years);  $L_\infty$  is the mean hypothetical maximum TL;  $k_1$  and  $k_2$  are instantaneous growth rate coefficients ( $\text{year}^{-1}$ ); and  $t_1$  and  $t_2$  are the hypothetical ages at which TL is equal to zero. This model allows the growth rate to change at a pivotal age,  $t_p$ .

Another variant of the VBGF is the linear VBGF (Hoese et al. 1991; Vaughan 1996). This function describes the maximum length asymptote as a linear function of age with an intercept of  $b_0$  and a slope of  $b_1$ :

$$L_t = (b_0 + b_1 t) \left[ 1 - e^{-k(t-t_0)} \right],$$

with growth rate coefficient  $k$  ( $\text{year}^{-1}$ ) and age  $t$  (years). The parameter  $t_0$  is the theoretical age (years) at a length of zero.

Gompertz (1825) developed a differential equation to describe survival, which has been solved and parameterized to model growth (Ebert 1999; Grosjean 2001). It is a sigmoidal curve with an exponential decrease in growth rate with size:

$$L_t = L_\infty e^{-e^{-k(t-t_0)}},$$

where  $L_t$  is the TL (mm) at age  $t$  (years);  $L_\infty$  is the mean maximum TL (mm);  $k$  is a relative growth rate parameter ( $\text{year}^{-1}$ ); and  $t_0$  is a location parameter that represents the age at inflection and controls the horizontal position of the curve.

The three-parameter logistic length-at-age model (Ricker 1975) is defined as

$$L_t = \frac{L_\infty}{(1 + ae^{-bt})},$$

where  $L_t$  is the TL (mm) at age  $t$  (years);  $L_\infty$  is the mean maximum TL (mm); and the parameters  $a$  (unitless) and  $b$  ( $\text{year}^{-1}$ ) determine the shape of the curve.

The Porch et al. (2002) seasonal and damped model incorporates a growth rate that declines with age and varies with the seasons. This model is defined as

$$L_t = L_\infty \left[ 1 - e^{\beta_1 + \beta_2 - k_0(t-t_0)} \right]$$

$$\beta_1 = \frac{k_1}{\lambda_1} (e^{-\lambda_1 t} - e^{-\lambda_1 t_0})$$

$$\beta_2 = \frac{k_2}{4\pi^2 + (\lambda_2)^2} \left( e^{-\lambda_2 t} \left\{ \begin{array}{l} 2\pi \cos[2\pi(t_c - t)] - \\ \lambda_2 \sin[2\pi(t_c - t)] \end{array} \right\} - e^{-\lambda_2 t_0} \left\{ \begin{array}{l} 2\pi \cos[2\pi(t_c - t_0)] - \\ \lambda_2 \sin[2\pi(t_c - t_0)] \end{array} \right\} \right),$$

where  $L_t$  is the TL (mm) at age  $t$  (years);  $L_\infty$  is the mean hypothetical maximum TL (mm);  $k_0$ ,  $k_1$ , and  $k_2$  are instantaneous growth rate coefficients ( $\text{year}^{-1}$ );  $\lambda_1$  and  $\lambda_2$  are damping coefficients;  $t_0$  is the theoretical age (years) at a length of zero; and  $t_c$  is a shifting parameter for the sine wave, valued between 0 and 1. The sex-specific weight-at-length relationships were described with the power function:

$$W = aL^b,$$

where  $W$  is weight (g);  $a$  is a coefficient;  $L$  is TL (mm); and  $b$  is an exponent that represents the change in length relative to weight.

We used an analysis of residual sum of squares ( $F$ -ratio) to test for a significant difference ( $\alpha < 0.05$ ) between male- and female-specific models for the length-at-age and weight-at-length relationships (Chen et al. 1992). Parameter-specific differences were also evaluated, and differences in  $L_\infty$ ,  $k$ , and  $t_0$  were deemed nonsignificant if the 95% confidence intervals (CIs) overlapped the means. Growth parameter estimates obtained in this study were compared to others reported for the GOM in the same manner.

We estimated mean length at 50% maturity using a two-parameter logistic model:

$$M_{TL} = \frac{100\%}{1 + e^{-r(TL-L_{50})}},$$

where  $r$  is the instantaneous rate of change ( $\text{mm}^{-1}$ ); and  $L_{50}$  is the TL (mm) at 50% maturity. Age at 50% maturity was calculated using a similar model:

$$M_{\text{Age}} = \frac{100\%}{1 + e^{-r(\text{Age} - A_{50})}},$$

where  $r$  is the instantaneous rate of change ( $\text{year}^{-1}$ ); and  $A_{50}$  is the age (years) at 50% maturity. The 95% CIs for the mean length and age at 50% maturity were also estimated and reported.

We determined spawning season timing and duration by using a sex-specific gonadosomatic index (GSI) for mature fish, and we verified these by histological examination of gonads. The GSI is one measure of temporal gonadal development and is calculated as

$$\text{GSI} = \left( \frac{\text{GW}}{\text{GFBW}} \right) \times 100,$$

where GW is gonad weight (g); and GFBW is gonad-free body weight (g). Immature fish were not included in the GSI calculations. We used linear regression to determine whether there was a relationship between GSI and GFBW, with no significant relationship indicating that GSI is a valid indicator of spawning preparedness (Jons and Miranda 1997). Normality and homogeneity of variance of GSI values were tested with the Shapiro-Wilk test and Bartlett's test, respectively. Mean monthly GSI values were calculated with SEs and compared using a nonparametric Kruskal-Wallis test and a post hoc Dunn's test for pairwise comparisons to determine the months in which mean GSI values were significantly different ( $\alpha = 0.05$ ). The distribution of reproductive phases by month was also used to estimate the spawning season, with the presence of fish in the spawning-capable and actively spawning phases indicating the spawning season.

We used spawning-capable and actively spawning females to estimate spawning interval, as Red Drum are batch spawners (Fitzhugh et al. 1988; Wilson and Nieland 1994). Spawning interval is the average number of days between successive individual female spawns. This was determined using histology by taking the inverse of the proportion of spawning-capable females that were spawning imminent or had spawned in the last 24 h (Hunter and Macewicz 1985; Wilson and Nieland 1994):

$$\text{spawning interval} = \frac{\text{SC}}{S},$$

where SC is the number of spawning-capable females; and  $S$  is the number of females with 24-h postovulatory follicles (POFs) and/or oocytes in the oocyte maturation (OM)

phase. To obtain the spawning frequency, the spawning interval was multiplied by the number of days between the first and last observations of the spawning-capable phase in females.

## RESULTS

In total, 791 individual Red Drum were collected (550 and 241 by fishery-dependent and fishery-independent methods, respectively), including a total of 334 males (242 and 92, respectively), 361 females (259 and 102, respectively), and 96 unsexed individuals (49 and 47, respectively); fish ranged in size from 105 to 1,115 mm TL (Figure 1). Otolith-derived age estimates were obtained from 451 individuals (418 and 33 collected by fishery-dependent and fishery-independent methods, respectively; Figure 1), and age estimates ranged from 0.56 to 31.4 years. The linear relationships between TL and SL ( $r^2 = 0.984$ ) explained slightly less of the variance than that between TL and FL ( $r^2 = 0.995$ ), but both relationships had significant slopes ( $P < 0.001$ ; Table S.1 available separately online in the Supplement). The regression of filleted-fish TL versus whole-fish TL had the strongest relationship among all of the filleted length regressions ( $r^2 = 0.999$ ; Table S.1); therefore, we used it to convert all TL measurements obtained from filleted carcasses ( $n = 320$ ).

Otolith-derived age estimates had strong agreement between two readers (93.9%; coefficient of variation = 3.57; average percent error = 2.52%), and all otoliths had age agreement by at least two of the three readers after analysis by the third reader; thus, no ages were removed due to disagreement. There was a strong nonlinear relationship in otolith-derived age estimates with respect to otolith weight, which was described by the following power function parameters:  $a = 3.74$  (95% CI = 3.54–3.95) and  $b = 1.45$  (95% CI = 1.40–1.51). The SD of the unexplained variance in the model was relatively small (root mean square error = 1.67). We evaluated the patterns of residuals in the nonlinear regression qualitatively. We did not find patterning (runs of positive and negative residuals).

The seven candidate models that were used to describe length at age all had similar mean length-at-age predictions for the sex-aggregated data (Figure 2). The three-parameter VBGF had the most parsimonious fit, while the other six models had little to no support (Table 1). The estimated mean  $L_{\infty}$  values were significantly different between sexes for all of the length-at-age models, with the exception of the Porch et al. (2002) model (Table 2), but there was no significant difference in the sex-specific relationships for the two-parameter VBGF ( $F = 0.88$ ,  $P = 0.45$ ), three-parameter VBGF ( $F = 0.68$ ,  $P = 0.56$ ), or double VBGF ( $F = 2.61$ ,  $P = 0.051$ ) model. There was a significant difference between male- and female-specific

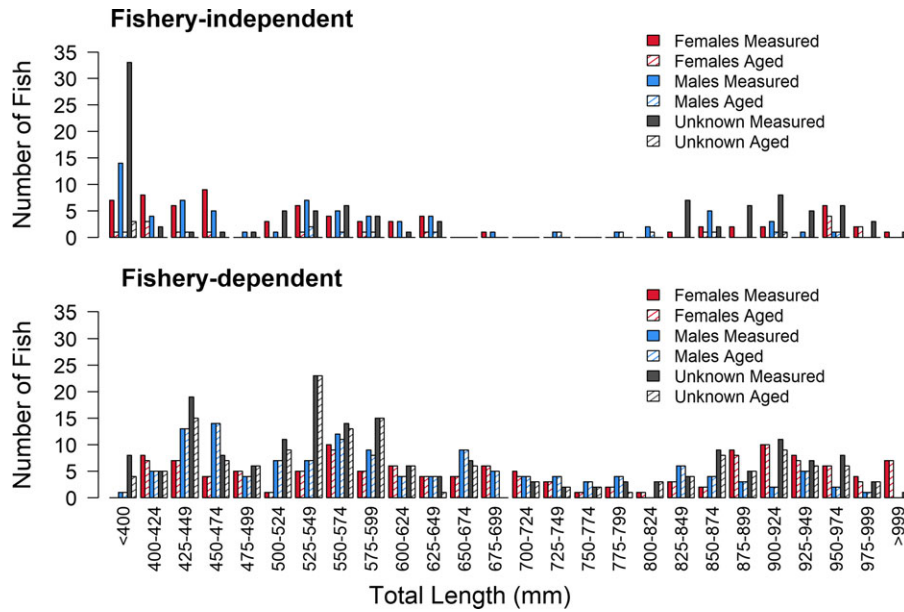


FIGURE 1. Frequencies of Red Drum males (blue bars), females (red bars), and undetermined-sex individuals (gray bars) that were collected using fishery-independent (top panel) and fishery-dependent (bottom panel) methods. Solid bars represent fish that were collected and measured only, whereas hatched bars represent those for which lengths and otolith-derived age estimates were obtained.

growth for the three-parameter logistic ( $F = 4.25$ ,  $P = 0.006$ ), Gompertz ( $F = 4.28$ ,  $P = 0.005$ ), linear VBGF ( $F = 3.24$ ,  $P = 0.022$ ), and Porch et al. (2002;  $F = 2.82$ ,  $P = 0.005$ ) models, with similar predicted growth until about age 5, after which females reached a larger length at age than males (Figure 3).

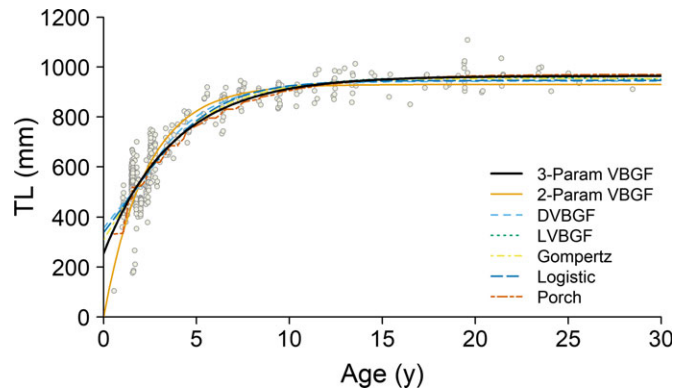


FIGURE 2. Seven candidate models were used to describe the sex-aggregated mean length-at-age relationship for Red Drum collected in the northern Gulf of Mexico ( $n = 451$ ; gray points) from August 2016 through October 2017 ( $y =$  years). The candidate models included four variations of a von Bertalanffy growth function (VBGF): three-parameter (3-Param VBGF), two-parameter (2-Param VBGF), double (DVBGF), and linear (LVBGF). The other three models evaluated were the Gompertz function, the three-parameter logistic function, and the seasonal and damped model described by Porch et al. (2002).

Nearly equal numbers of males and females ( $n = 92$  and  $96$ , respectively) were used in the weight-at-length regressions. There was no significant difference between the male- and female-specific mean weight-at-length relationships ( $F = 1.19$ ,  $P = 0.31$ ). Fish were therefore pooled into a combined-sex regression, along with fish of unknown sex, where  $a = 1.45 \times 10^{-5}$  (95% CI =  $9.24 \times 10^{-6}$  to  $2.25 \times 10^{-5}$ ) and  $b = 2.94$  (95% CI =  $2.87$ – $3.01$ ).

Reproductive tissue was collected for histological analysis from a total of 694 of the samples ( $n = 409$  with otolith-derived age estimates), and 23 samples (15 male and 8 female) were removed from the analysis due to irreconcilable disagreement on phase identification between readers. Body weight ( $W$ ) was estimated from TL for individuals missing weight information ( $n = 113$ ) by using the sex-aggregated weight-at-length relationship:  $W = (1.45 \times 10^{-5}) \times TL^{2.94}$ . We used a linear regression to show that one gonad was roughly half the weight of both gonads together (slope = 1.9; intercept = 3.5;  $r^2 = 0.96$ ,  $P < 0.0001$ ); thus, the gonad weight for samples with only one non-damaged gonad ( $n = 100$ ) was estimated to be two times the weight of the non-damaged gonad.

All histological reproductive phases and subphases were detected for female and male Red Drum. Some spawning-capable females had all stages of oocytes present, along with POFs, indicating that Red Drum are batch spawners with asynchronous oocyte development. However, no females in the actively spawning subphase had POFs, indicating that Red Drum are not daily spawners. Percent

TABLE 1. Mean parameter estimates (with associated 95% confidence intervals [CIs]) for the seven candidate length-at-age models used to describe sex-aggregated growth of Red Drum ( $n = 451$ ) captured in the northern Gulf of Mexico from September 2016 through October 2017 (VBGF = von Bertalanffy growth function). Parameter symbols are defined in Methods. Relative model support is represented by the difference in Akaike's information criterion ( $\Delta\text{AIC}$ ), with a lower value indicating better support and zero indicating the best candidate model. The AIC weight ( $\omega_i$ ) represents the relative weight of support for each model. Asterisks indicate models for which Bayesian estimation was used; thus, the 95% credible interval is reported rather than the 95% CI.

Model	Parameter	Unit	Mean parameter estimate	95% CI	$\Delta\text{AIC}$	$\omega_i$
Three-parameter VBGF	$L_\infty$	mm	964.1	943.9–985.5	0	1
	$k$	year <sup>-1</sup>	0.26	0.23–0.30		
	$t_0$	years	-1.17	-1.52 to -0.87		
Two-parameter VBGF	$L_\infty$	mm	920.3	903.6–937.2	45.54	0
	$k$	year <sup>-1</sup>	0.46	0.44–0.48		
Porch et al. 2002*	$L_\infty$	mm	971.8	952.7–993.6	1,201.15	0
	$k_0$	year <sup>-1</sup>	0.23	0.05–0.26		
	$t_0$	years	-1.26	-1.65 to -0.78		
	$k_1$	year <sup>-1</sup>	0.02	0.0008–0.20		
	$\lambda_1$		0.31	0.004–0.97		
	$k_2$	year <sup>-1</sup>	0.73	0.58–0.92		
	$\lambda_2$		0.02	0.001–0.15		
	$t_c$		0.04	0.003–1.0		
Double VBGF*	$L_\infty$	mm	944.2	925.4–964.5	1,247.05	
	$k_1$	year <sup>-1</sup>	0.17	0.16–0.21		
	$t_1$	years	-2.73	-2.99 to -2.00		
	$k_2$	year <sup>-1</sup>	0.37	0.31–0.46		
	$t_2$	years	-0.15	-0.62 to 0.33		
Three-parameter logistic	$L_\infty$	mm	946.7	929.0–965.0	1,262.30	0
	$a$		1.79	1.63–1.97		
	$b$		0.43	0.38–0.49		
Gompertz	$L_\infty$	mm	954.2	935.5–973.6	1,263.72	0
	$k$	year <sup>-1</sup>	0.34	0.30–0.39		
	$t_0$		0.33	0.15–0.49		
Linear VBGF	$b_0$	mm	987.8	909.9–1,094.9	1,269.97	0
	$b_1$	year <sup>-1</sup>	-1.20	-6.07–2.75		
	$k$	year <sup>-1</sup>	0.25	0.19–0.31		
	$t_0$	years	-1.24	-1.70 to -0.86		

agreement of phase classification between macroscopic inspection and histology was 76.0% for males and 57.1% for females. Percent agreement in males was greatest (86.4%) for the immature phase and lowest (29.6%) for the developing phase. Percent agreement in females was greatest (70.2%) for the spawning-capable phase and lowest (33.3%) for the regressing phase (Table S.2). The anterior, middle, and posterior portions of both the left and right ovaries from one spawning-capable fish were all classified the same, providing further evidence that oocyte development in Red Drum is homogeneous throughout the gonad.

The probability of maturity was modeled with respect to both length and age using the two-parameter logistic function (Figure 4). When modeled with respect to length, the mean  $L_{50}$  parameter was estimated to be 673 mm TL

(95% CI = 653.7–694.5 mm) for males and 672 mm TL (95% CI = 659.4–687.2 mm) for females. The mean  $r$ -parameter was estimated to be 0.0144 mm<sup>-1</sup> (95% CI = 0.0116–0.0185 mm<sup>-1</sup>) for the male-specific model and 0.0218 mm<sup>-1</sup> (95% CI = 0.0170–0.0286 mm<sup>-1</sup>) for the female-specific model. The age-at-maturity models had mean  $A_{50}$  parameters of 3.4 years (95% CI = 2.98–4.02 years) and 3.1 years (95% CI = 2.83–3.34 years), with a mean  $r$ -parameter of 1.03 year<sup>-1</sup> (95% CI = 0.659–1.664 year<sup>-1</sup>) and 1.9070 year<sup>-1</sup> (95% CI = 1.344–2.968 year<sup>-1</sup>) for the male- and female-specific models, respectively.

There was a significant linear relationship between GSI and GFBW in sexually mature Red Drum, but the relationship explained little of the variance in the female-specific ( $r^2 = 0.10$ ,  $P < 0.001$ ) and male-specific



TABLE 2. Mean parameter estimates (with 95% confidence interval [CI] in parentheses) for sex-specific length at age of Red Drum captured in the northern Gulf of Mexico from September 2016 through October 2017. Parameter symbols are defined in Methods. Models include the best candidate model from this study (three-parameter von Bertalanffy growth function [VBGF]) and the models that indicated significantly ( $\alpha = 0.05$ ) different length-at-age relationships between males and females. Relative model support is represented by the difference in Akaike's information criterion ( $\Delta$ AIC), with a lower value indicating better support and zero indicating the best candidate model. The AIC weight ( $\omega_i$ ) represents the relative weight of support for each model. The asterisk indicates a model for which Bayesian nonlinear regression was used; thus, the 95% credible interval is reported rather than the 95% CI.

Model	Parameter	Unit	Females			Males		
			Values	$\Delta$ AIC	$\omega_i$	Values	$\Delta$ AIC	$\omega_i$
Three-parameter VBGF	$L_\infty$	mm	990.4 (957.0–1,027.6)	0	1	934.5 (888.4–989.2)	0	1
	$k$	year <sup>-1</sup>	0.26 (0.20–0.32)			0.26 (0.20–0.34)		
	$t_0$	years	-1.22 (-1.92 to -0.68)			-1.39 (-2.22 to -0.81)		
Porch et al. 2002*	$L_\infty$	mm	991.42 (968.6–1,018.1)	649.45	0	949.1 (918.0–1,079.1)	481.83	0
	$k_0$	year <sup>-1</sup>	0.23 (0.04–0.27)			0.21 (0.009–0.26)		
	$t_0$	years	-1.30 (-1.67 to -0.69)			-1.13 (-1.78 to -0.79)		
	$k_1$	year <sup>-1</sup>	0.03 (0.001–0.22)			0.04 (0.002–0.22)		
	$\lambda_1$		0.31 (0.004–0.97)			0.37 (0.008–0.98)		
	$k_2$	year <sup>-1</sup>	0.84 (0.61–0.99)			0.86 (0.57–0.99)		
	$\lambda_2$		0.07 (0.003–0.25)			0.06 (0.002–0.27)		
	$t_c$		0.98 (0.007–1.00)			0.99 (0.08–1.0)		
Three-parameter logistic	$L_\infty$	mm	970.4 (948.1–993.9)	688.75	0	918.9 (891.7–948.0)	477.25	0
	$a$		1.62 (1.46–1.81)			1.51 (1.33–1.73)		
	$b$		0.39 (0.34–0.45)			0.41 (0.34–0.48)		
Gompertz	$L_\infty$	mm	977.7 (954.2–1,002.8)	690.35	0	926.6 (896.55–956.73)	478.54	0
	$k$	year <sup>-1</sup>	0.32 (0.27–0.37)			0.32 (0.26–0.38)		
	$t_0$	years	0.15 (-0.11 to 0.37)			-0.03 (-0.34 to 0.28)		
Linear VBGF	$b_0$	mm	1,034.7 (929.0–1,206.5)	695.37	0	947.4 (839.98–1,126.75)	482.90	0
	$b_1$	year <sup>-1</sup>	-2.26 (-9.34 to 2.82)			-0.54 (-8.31 to 5.03)		
	$k$	year <sup>-1</sup>	0.22 (0.15–0.30)			0.24 (0.16–0.34)		
	$t_0$	years	-1.57 (-2.28 to -1.02)			-1.61 (-2.44 to -0.99)		

( $r^2 = 0.18$ ,  $P < 0.001$ ) relationships; thus, GSI can be used as an indication of spawning seasonality. Mean GSI values were distinctly greater in August and September than during the rest of the year for both males and females (Figure 5), suggesting that Red Drum have a 2-month spawning season in the northern GOM. There was a significant correlation between monthly male and female mean GSIs (Spearman's rank correlation coefficient  $r = 0.92$ ,  $P < 0.0005$ ). The GSI values violated the assumption of normality, so a Kruskal–Wallis test was used to evaluate monthly differences nonparametrically. We found strong significant differences in the mean ranks of GSI for at least one of the months in both females ( $\chi^2 = 64.17$ ,  $P < 0.001$ ) and males ( $\chi^2 = 66.65$ ,  $P < 0.001$ ). The post hoc Dunn's test with a Bonferroni adjustment for pairwise comparisons indicated that the sums of female and male GSI ranks in August and September were significantly different from those in July and October ( $P < 0.01$ ) but were not significantly different from each other ( $P = 1.00$ ). The sums of ranks for

July and October were not significantly different ( $P > 0.05$ ) than the sums from any other months.

Young Red Drum appear to contribute minimally to the spawning population based on GSI values. Throughout the year, we collected many Red Drum younger than age 5 that were histologically identified as mature, but both male and female GSI values during the spawning season were less than 1, with little variance (Figure 6). In contrast, older fish had mean ( $\pm$ SE) GSI values of  $2.83 \pm 0.35$  for males and  $2.72 \pm 0.23$  for females during August and September.

We also described the spawning season using the monthly distribution of reproductive phases. Histological examination revealed that August and September were the peak months for spawning in both females and males (Table 3). Spawning-capable males and females were collected in August and September, with a few spawning-capable males ( $n = 5$ ) collected in October, and actively spawning (subphase of spawning capable) females were collected in September ( $n = 3$ ). The mid-germinal epithelium

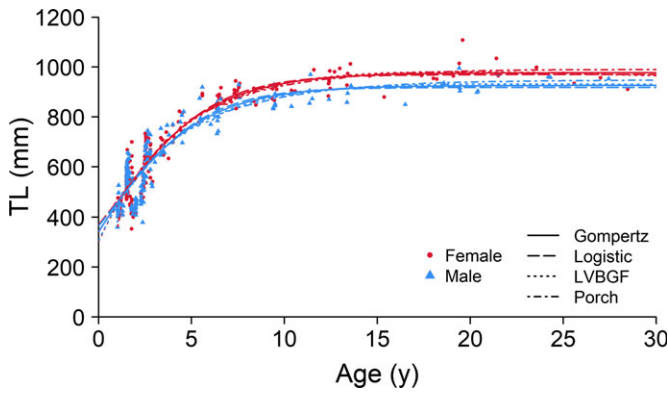


FIGURE 3. Four models describing the sex-specific mean length at age of Red Drum collected in the northern Gulf of Mexico ( $n = 391$ ; 188 males and 203 females) from August 2016 through October 2017 had significantly different ( $\alpha = 0.05$ ) relationships between male- and female-specific growth ( $y = \text{years}$ ). Observed male (blue triangles) and female (red circles) values are displayed along with male-specific (blue lines) and female-specific (red lines) mean relationships. The four models included the Gompertz function, the three-parameter logistic function, the linear von Bertalanffy growth function (LVBGF), and the seasonal and damped model described by Porch et al. (2002).

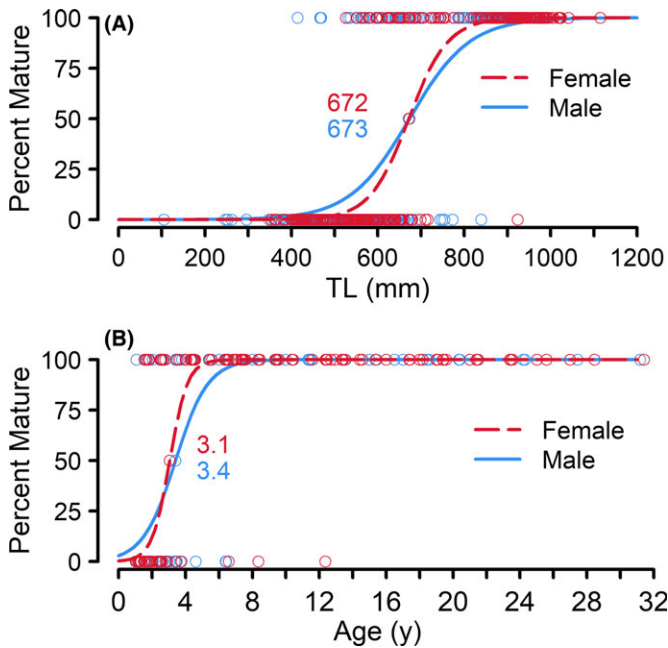


FIGURE 4. Percentage of Red Drum that were mature by (A) TL (mm;  $n = 694$ ) and (B) age (years [y];  $n = 409$ ), modeled with a two-parameter logistic function, for females (red dashed line) and males (blue solid line) sampled from the northern Gulf of Mexico. The mean TL (mm) and age (years) at 50% maturity ( $L_{50}$  and  $A_{50}$ ) parameter estimates are labeled at the inflection point. Individuals were assigned a binary maturity classification of 0% or 100%.

subphase of spawning-capable males was most common in both August and September, and the early germinal epithelium subphase was less common as the spawning

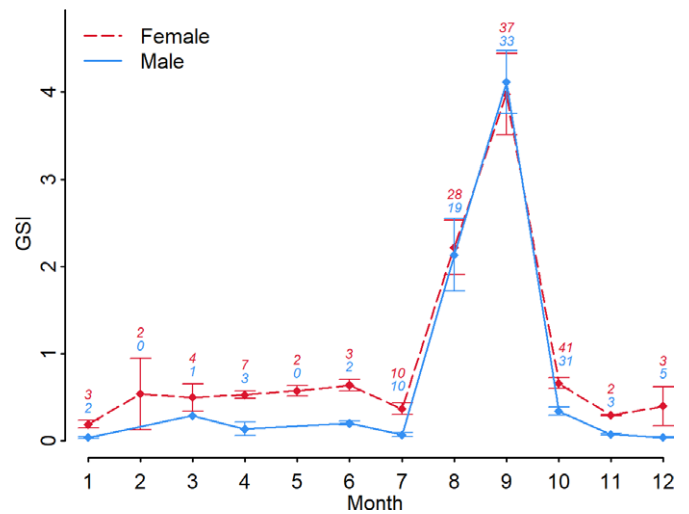


FIGURE 5. Mean ( $\pm$ SE) monthly gonadosomatic indices (GSIs) of sexually mature Red Drum females (red dashed line) and males (blue solid line; total  $n = 249$ ) captured in the northern Gulf of Mexico from September 2016 through October 2017. Numbers above data points indicate female (red) and male (blue) sample sizes.

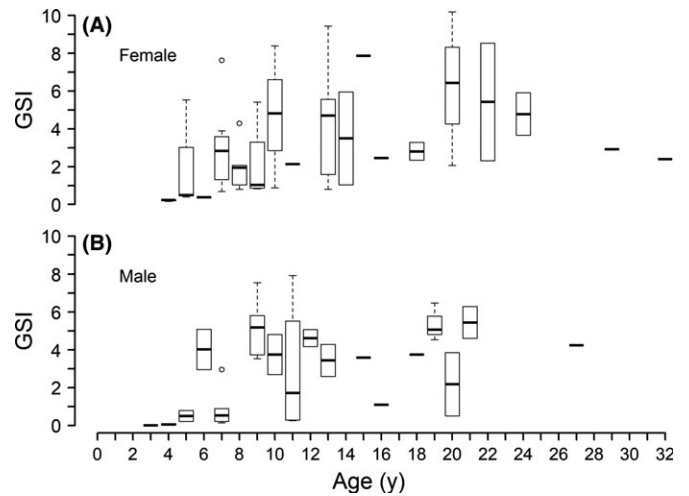


FIGURE 6. Box plot of age-specific gonadosomatic index (GSI) values for sexually mature Red Drum (A) females ( $n = 79$ ) and (B) males ( $n = 62$ ) captured in the northern Gulf of Mexico during the spawning season (August and September;  $y = \text{years}$ ). Dark bands represent the median, box edges represent the 25% and 75% quartiles, and open circles represent outliers in the data.

season progressed. The late germinal epithelium (LGE) subphase first appeared in September, and all of the spawning-capable males collected in October were in the LGE subphase. Females in the developing phase and early developing subphase were found during early August. For males, the developing phase was first seen in July, prior to the start of the spawning season, and was also commonly seen in August. The developing phase was also identified

TABLE 3. Monthly frequencies of reproductive phases for female and male Red Drum collected in the northern Gulf of Mexico from September 2016 through October 2017. The phases as defined by Brown-Peterson et al. (2011) are immature (IMM), developing (DEV), early developing (EDEV; a subphase of developing), spawning capable (SC), regressing (RGR), and regenerating (RGN). The spawning-capable phase is further separated into an actively spawning (AS) subphase for females and early germinal epithelium (EGE), mid-germinal epithelium (MGE), and late germinal epithelium (LGE) subphases for males.

Month	IMM	EDEV	DEV	SC females		SC males			RGR	RGN	<i>n</i>
				SC	AS	EGE	MGE	LGE			
<b>Females</b>											
Jan	87.5	0	0	0	0				0	12.5	32
Feb	71.4	0	0	0	0				0	28.6	7
Mar	66.7	0	0	0	0				0	33.3	12
Apr	0	0	0	0	0				0	100	7
May	50.0	0	0	0	0				0	50.0	4
Jun	50.0	0	0	0	0				0	50.0	6
Jul	78.7	0	0	0	0				0	21.3	47
Aug	24.4	4.9	4.9	46.3	0				0	19.5	41
Sep	21.2	0	0	57.7	5.8				0	15.4	52
Oct	62.5	0	0	0	0				2.5	35.0	120
Nov	81.8	0	0	0	0				0	18.2	11
Dec	71.4	0	0	0	0				0	28.6	14
<b>Males</b>											
Jan	84.6	3.8	0			0	0	0	0	11.5	26
Feb	100	0	0			0	0	0	0	0	6
Mar	75.0	8.3	0			0	0	0	0	16.7	12
Apr	37.5	12.5	0			0	0	0	0	50.0	8
May	100	0	0			0	0	0	0	0	2
Jun	0	0	0			0	0	0	0	100	2
Jul	69.8	11.3	3.8			0	0	0	0	15.0	53
Aug	38.5	5.1	12.8			17.9	23.1	0	0	2.6	39
Sep	19.2	2.1	0			10.6	46.8	17.0	4.3	0	47
Oct	60.7	2.2	4.5			0	0	5.6	14.6	12.4	89
Nov	53.3	20	0			0	0	0	6.7	20.0	15
Dec	52.6	5.3	0			0	0	0	0	42.1	19

in male samples collected during October, and the early developing subphase was present during most months. The regressing phase was identified in females collected during October and in males collected during late September, October, and early November. Only one regenerating male was collected during the peak spawning months of August and September, but 16 regenerating females were collected in the peak spawning months. Immature Red Drum were collected throughout the year and made up a large percentage of the samples, but no immature males were collected in June and no immature females were collected in April.

We used the presence of POFs and OM-stage oocytes in histology sections to estimate the spawning interval. Sampling in 2016 started late in September, and only four spawning-capable females were collected, all from the same day. Consequently, the spawning interval for 2016 was not estimated. Spawning interval was calculated for

2017, with 13 of the 48 spawning-capable females collected in August and September containing POFs or OM-stage oocytes. The resulting mean spawning interval was estimated to be every 3.7 d. Collections of the 48 spawning-capable females spanned a 39-d period, indicating about 10.5 spawning events per female during the 2017 spawning season.

## DISCUSSION

This study provides the first sex-specific growth curves using a multi-model approach for the Mississippi Red Drum stock and describes the maturity and spawning dynamics. We found that the three-parameter VBGF was the best candidate length-at-age model, with no significant sex-specific difference, but females had a larger mean  $L_{\infty}$ . Four other candidate models showed significant differences between sexes, but these did not model Red Drum

age-growth optimally. We described Red Drum as batch spawners, with 3.7 d between successive spawns during the August–September spawning season. The  $A_{50}$  was around 3 years in both sexes, but spawning capability and elevated GSI values were not evident until approximately age 5 or 6.

The conclusion that the three-parameter VBGF had the best fit of the seven candidate length-at-age models is in contrast to previous studies. Porch et al. (2002) reported that the three-parameter VBGF was the least supported of the six candidate models they evaluated, including four of the same models evaluated in this study. The difference could be attributable to the relatively narrow temporal and geographic scope of our work or to differences in sample demographics. Additional data with more temporal and geographic variance would likely support a more highly parameterized model. Goodyear (1989) and Condrey et al. (1988) indicated that rapid growth in young Red Drum subsides quickly and that the standard VBGF does not adequately describe the ontogenetic growth, necessitating the use of the double VBGF. However, our findings support Hightower's (2013) conclusion that the three-parameter VBGF is the best-supported model for Red Drum in the northern GOM. Model support in our study was evaluated based on AIC, which has a tendency to select more parameterized models in comparison with other frequently used methods of objective model selection, such as the Bayesian information criterion (Dziak et al. 2012). Despite this tendency, we found that one of the least parameterized models (the three-parameter VBGF) was the best candidate model and that there was little support for the other six models. Despite the overwhelming support found for the three-parameter VBGF in this study, all seven growth models had very similar mean predicted lengths at age. We suggest the continued use of the three-parameter VBGF for describing Red Drum growth dynamics because it is widely used and has biologically relevant parameters that are applied in estimating other life history characteristics and establishing fishery reference points (Pauly 1980; Chen et al. 1992; Clark 1999; Williams and Shertzer 2003).

In comparison with other studies, our parameter estimates for the three-parameter VBGF were similar to recent mean values reported from studies that also sampled the inshore and offshore components of the northern GOM stock (Table 4). There was no significant difference in estimated  $L_{\infty}$  values between this study and others from the northern GOM, Alabama, or Louisiana when comparing sex-aggregated, male-specific, and female-specific three-parameter VBGFs, with the exception of the sex-aggregated value reported by Powers et al. (2012), which was larger, and the female-specific value reported by Hightower (2013), which was smaller. The  $k$  and  $t_0$  estimates were significantly smaller than those reported from Louisiana and significantly larger than those reported

from the northern GOM and Alabama by Powers et al. (2012). However, the  $k$  and  $t_0$  estimates did not significantly differ from the Alabama estimates generated by Hightower (2013) for all three growth curves, except the  $k$ -value for the sex-aggregated relationship, which was slightly smaller in this study than in the Hightower (2013) study (Table 4).

Many factors can affect fish growth rates, including environmental conditions, such as salinity and temperature (Bœuf and Payan 2001); food availability (Björnsson et al. 2001; Lorenzen 2016); population dynamics, such as survival rate, density, and size-selective mortality (Sinclair et al. 2002; Aikio et al. 2013); and parasitism (Barber et al. 2000). The observed differences in the mean parameter estimates for the three-parameter VBGF from this study and those from previous studies may be due to (1) a change in the population density since the installation of the federal harvest moratorium or (2) geographic variation in environmental conditions. Differences in population density and environmental conditions have led to spatially variable length-at-age parameter estimates in another sciaenid, the Spotted Seatrout *Cynoscion nebulosus* (Murphy and Taylor 1994). Growth models may also be affected by the gear used to collect samples and by the location of sampling. Hightower (2013) found significant differences in parameter estimates for Red Drum based on the three-parameter VBGF fitted using fishery-independent versus fishery-dependent data. The length selectivity of the gear types from these two sectors is different and can bias the resulting parameter estimates (Wilson et al. 2015). Length-selectivity bias is also evident in some previous studies describing Red Drum growth (Beckman et al. 1989; Powers et al. 2012). These studies lacked small individuals, thus resulting in uncharacteristically small  $k$  and  $t_0$  estimates. Although we used both fishery-independent and fishery-dependent data, most of our samples came from recreational fishers within a small geographic range and mainly reflect the size-classes targeted by this sector.

Despite the lack of a significant difference in the overall sex-specific length-at-age relationships, the estimated mean  $L_{\infty}$  value for the male-specific three-parameter VBGF was not within the range of the female-specific 95% CI for  $L_{\infty}$ , and vice versa. This highlights a potential issue with only comparing parameter estimates without consideration of the covariance structure of the parameters. All four length-at-age models that explained significantly more variance with sex-specific relationships had similar trajectories. The sex-specific growth curves were indistinguishable until around age 5, after which there was a clear separation, with the female-specific mean predicted length reaching a larger  $L_{\infty}$  than the male-specific model. This indicates that young male and female Red Drum grow similarly, but after they reach maturity, the females may reach a larger size. The length-at-age models that did not

TABLE 4. Mean length-at-age parameter estimates for two- and three-parameter von Bertalanffy growth functions from previous studies in the Gulf of Mexico (GOM) for male (M), female (F), and combined-sex (C) Red Drum ( $L_{\infty}$  = asymptotic length, mm;  $k$  = von Bertalanffy growth coefficient, year<sup>-1</sup>;  $t_0$  = theoretical age [years] at a length of zero). The sample size ( $n$ ) is reported when known.

Study	Location	Sex	$n$	Maximum		$L_{\infty}$	$k$	$t_0$
				age (years)	Size range (mm TL)			
Present study	Northern GOM	C	451	31.4	105–1,115	964	0.26	-1.17
		F	203	31.2	354–1,115	990	0.26	-1.22
		M	189	31.4	360–996	935	0.26	-1.39
Miles 1950	Texas	C				900	0.42	-0.08
Wakefield and Colura 1983	Lower Laguna Madre, Texas Matagorda Bay, Texas Galveston Bay, Texas	C C C	30 339 23		312–890	717 835 804	0.52 0.35 0.41	-0.01 -0.02 -0.01
Doerzbacher et al. 1988	Texas	C	2,010		256–864	918	0.42	
Matlock 1992	Upper Laguna Madre, Texas Galveston Bay, Texas Corpus Christi Bay, Texas Lower Laguna Madre, Texas San Antonio Bay, Texas Aransas Bay, Texas Florida	C C C C C C C		24	225–980 <sup>a</sup>	879 900 940 957 978 1,177 934 <sup>a</sup>	0.46 0.42 0.5 0.27 0.41 0.27 0.46	0.03
Murphy and Taylor 1990	Louisiana	C	62		96–1,012	950	0.37	-0.33
Rohr 1980	Alabama	C	572	40	179–1,040	946	0.32	-1.2
Hightower 2013		F	249			953	0.32	-1.4
		M	178			928	0.31	-1.2
Powers et al. 2012	Alabama	F				965	0.109	-10.0
		M				923	0.110	-10.0
	Northern GOM	C	403	38	660–1,156	993	0.109	-10.0
		F	166			1,012	0.109	-10.0
		M	221			969	0.110	-10.0
Porch et al. 2002	Northern GOM	C				958	0.323	-0.65
Beckman et al. 1989	Northwestern GOM	F	1,544	36	~560–1,150 <sup>a</sup>	1,013 <sup>a</sup>	0.088	-11.3
		M		37	~600–950 <sup>a</sup>	909 <sup>a</sup>	0.137	-7.74

<sup>a</sup>mm FL; ~ indicates size was estimated from figures.

TABLE 5. Reproductive characteristics of male (M) and female (F) Red Drum in the Gulf of Mexico (GOM). The sample size ( $n$ ) is reported when known. Mean length at 50% maturity ( $L_{50}$ ) and age at 50% maturity ( $A_{50}$ ) parameter estimates are given with 95% confidence intervals in parentheses. Asterisks indicate values that were converted using the TL–FL regression from Table S.1.

Study	Length	Location	Sex	$n$	Size range (mm)	$L_{50}$ (mm)	$L_{100}$ (mm)	$A_{50}$ (years)	Spawning season
Present study	TL	Northern GOM	M	318	105–996	673 (654–695)	839	3.4 (3.0–4.0)	Aug and Sep
			F	353	353–1,115	672 (659–687)	924		
	FL	M		128–930*	639 (622–659)*	788*			
		F		351–1,037*	638 (626–651)*	865*			
Wilson and Nieland 1994	FL	Northern GOM	M	1,337	399–1,115	665	850	4	Mid-Aug to early Sep
			F	1,262	399–1,115	695	850	4	
Overstreet 1983	FL	Mississippi	M	323		792			Late Sep and Oct
			F	159		792			
Murphy and Taylor 1990	FL	Florida	M	265	250–999	529	700	1–2	Sep to Oct
			F	260	200–1,049	825	850	3–5	

show significant sex-specific variation also estimated the  $L_{\infty}$  parameter to be larger in females than in males. The nonsignificant  $F$ -ratio test in our study may have been influenced by the large number of younger individuals relative to older fish. Hightower (2013) and Beckman et al. (1989) had a relatively large representation of fish older than age 10 from offshore waters and found significant sexual dimorphism, with females reaching a larger size than males. This highlights the need for a well-represented range of age-classes, which requires sampling the offshore component of the stock.

This study used a relatively large sample of Red Drum from the northern GOM to assess reproductive characteristics via histological techniques, which is the least subjective method (West 1990; Wilson and Nieland 1994). Previous studies using histology in Red Drum have classified oocyte development as group-synchronous (Overstreet 1983; Fitzhugh et al. 1988; Wilson and Nieland 1994), but we report asynchronous oocyte development. However, the descriptions of oocyte development from those previous studies appear to indicate asynchronous development, despite the classification as group-synchronous. We collected fish from every month, and we were able to identify the presence of all reproductive phases. Despite the number of individuals sampled, there was an unexpected lack of early developing or actively spawning subphases among females. Red Drum may only occupy these subphases for a very limited time, which would explain the low frequencies. This study was limited to sampling state waters (<16.668 km [ $<9$  nautical miles] from shore), and Red Drum are thought to spawn in offshore and coastal waters at night (Lowerre-Barbieri et al. 2008, 2016b; Powers et al. 2012). The addition of night sampling and sample collection from federal waters (>16.668 km [ $>9$  nautical miles] offshore) would likely increase the frequency of

encountering individuals in the actively spawning sub-phase. The small percent agreement between macroscopic and microscopic reproductive phase classifications reveals the low precision of the macroscopic method. Past studies on a variety of species have reported even lower total percent agreement between macroscopic inspection and histology (West 1990; García-Díaz et al. 1997; Corey et al. 2017; Fogg et al. 2017). Based on our findings, we recommend the use of microscopic techniques to properly classify reproductive phases in Red Drum, regardless of sex.

The method used to estimate the age and length at which maturity is reached can affect the parameter estimates and subsequent fishery reference points. Previous studies have used different methods—and different definitions of maturity—to estimate the onset of maturity in Red Drum, leading to variable estimates among those studies (Table 5). Wilson and Nieland (1994) estimated maturity in females by using histology and the same definition of maturity used here, but they only included individuals that were captured during the spawning season, estimated maturity with size-bins rather than a logistic function, and only used macroscopic assessment (the release of milt) for males. Wilson and Nieland (1994) reported a slightly greater  $A_{50}$  (4 years) and  $L_{50}$  than we report (Table 5). Their method of only using fish from the spawning season meant that the developing phase was excluded from the maturity estimate, and our smaller maturity estimates may be partially due to the inclusion of such individuals. Although we estimated the  $L_{50}$  to be around 670 mm TL and the  $A_{50}$  to be 3 years, the spawning-capable phase was not observed until 703 mm TL (age 4.5) in males or 840 mm TL (age 5.8) in females. This indicates that Red Drum may reach maturity while inshore before actually joining the spawning stock. This may also account for the small GSI values observed in fish

younger than age 5. Lowerre-Barbieri et al. (2016b) highlighted the need to distinguish between physiological maturity and functional maturity after they observed Red Drum that were displaying signs of maturity (and, in some cases, males that even released milt) prior to being prepared to spawn, based on the location of catch and the low levels of milt present. It is evident that fish younger than age 5 are not critical components of the spawning stock, as efforts to describe the offshore size distribution of Red Drum have reported negligible frequencies of fish younger than 5 years and smaller than 750 mm TL (Powers et al. 2012; Lowerre-Barbieri et al. 2016a).

We found that two methods of estimating spawning season, GSI and histological reproductive phase classifications, were in agreement with each other. The estimated spawning season was slightly earlier and of reduced duration than those reported previously by some authors (Overstreet 1983; Peters and McMichael 1987; Murphy and Taylor 1990) but was very similar to spawning season reported by Wilson and Nieland (1994; Table 5). The Red Drum spawning season of 6–7 weeks is shorter than that seen in other north-central GOM sciaenids (6 months in Spotted Seatrout: Brown-Peterson and Warren 2001; 6 months in Silver Perch *Bairdiella chrysoura*: Grammer et al. 2009; 6 months in Southern Kingfish *Menticirrhus americanus*: Clardy et al. 2014; 14–15 weeks in Black Drum *Pogonias cromis*: Nieland and Wilson 1993). Wilson and Nieland (1994) used over 6 years of data and found that interannual differences in spawning season were minimal. The GSI is an indicator of spawning season, independent of fish size, when there is no relationship between GSI and GFBW. We found that although the relationship between GSI and GFBW in Red Drum was significant, it explained very little of the variance (10% for female-specific values; 18% for male-specific values), indicating that GSI is a good indicator of spawning preparedness (Corey et al. 2017). The significant relationship was likely attributable to the number of young (age < 5) individuals that were histologically identified as mature but had very low GSI values. These young, pubescent individuals were physiologically mature but did not yet show any gonadal enlargement. It was not surprising to see signs of spawning capability in males later in the season than in females, given the lower energy demands for spermatogenesis compared to oogenesis (Schärer and Robertson 1999; Lowerre-Barbieri et al. 2016a). All spawning-capable males collected in October were in the LGE subphase, indicating limited spermatogenic activity in the testes. We were surprised, however, to find developing males captured immediately after the spawning season and early developing males captured from October through April. These males were likely young, precocious individuals that missed the spawning window; thus, although they were physiologically mature, they did not contribute to spawning.

Another surprising finding was the capture of regenerating females during the spawning season. Many of these females were larger than 900 mm TL and should have been important components of the spawning stock. The presence of these large, regenerating females during the spawning season suggests the occurrence of some skipped spawning (i.e., some females do not spawn every year). This can be caused by hormone changes or as a response to poor nutritional condition (Marshall et al. 1998; Rideout et al. 2005; Rideout and Tomkiewicz 2011). Skipped spawning is widespread in fishes and is being reported at an increasing rate, with evidence of occurrence in at least 31 species (Rideout et al. 2005; Rideout and Tomkiewicz 2011). Many of these are from northern latitudes, but there has been evidence of skipped spawning in warmwater pelagic species, such as Atlantic Bluefin Tuna *Thunnus thynnus* (Secor 2007). To our knowledge, skipped spawning has not yet been reported in any sciaenids, but this may be because standard reproductive assessments can easily overlook the signs or because of the difficulty in distinguishing between immature individuals and mature, non-reproductive adults (Rideout et al. 2005). Identification of skipped spawning is further complicated in fishes with indeterminate fecundity, as the fish could potentially still recruit oocytes by the end of the season even if they are not present during the peak, particularly in warmer waters (Rideout and Tomkiewicz 2011). For that reason, Lowerre-Barbieri et al. (2009) recommended that in species with indeterminate fecundity, the recrudescence and reabsorption times of spawning indicators must be greater than the spawning season to make an accurate assumption of skipped spawning. Due to the relatively short spawning season of Red Drum, this species likely meets this criterion. The presence of large, regenerating fish during the spawning season has been used to indicate skipped spawning in other species with indeterminate fecundity and with longer spawning seasons than Red Drum, including the Wahoo *Acanthocybium solandri* (Brown-Peterson et al. 2000; Jenkins and McBride 2009), Gag *Mycteroperca microlepis* (Fitzhugh et al. 2006), Red Grouper *Epinephelus morio* (Collins et al. 2002), and Blue Marlin *Makaira nigricans* (Brown-Peterson et al. 2008). Furthermore, the Red Drum is a relatively long-lived species, and skipped spawning is positively correlated with longevity (Secor 2007). When skipped spawning occurs, the assumptions of fishery reference points that are established using spawning stock biomass (SSB) are violated because fewer females are contributing to the reproductive effort. Thus, a failure to account for skipped spawning can lead to overestimates of egg production and stock sustainability (Secor 2008; Lowerre-Barbieri et al. 2009). Based on our findings from a relatively small proportion of large, mature female Red Drum and the potential impact of overlooking skipped spawning, the additional sampling of

large, mature females in Mississippi waters and elsewhere is recommended to further investigate this theory.

Although we only identified a few females as actively spawning, we were still able to estimate the spawning interval due to the presence of 24-h POFs. Our estimate of 3.7 d coincides with Wilson and Nieland's (1994) year-specific estimates ranging from 2 to 4 d for the period 1986–1991 and is the same as their year-aggregated estimate. Our estimated spawning season duration of 39 d results from 1 year of data and thus is a conservative estimate. If the spawning-capable females from 2016 were included, this estimate would increase to 47 d, and the resulting average number of spawning events per female in each season would increase from 10.5 to 12.7. The spawning interval is essential for estimating annual fecundity, and to our knowledge, Wilson and Nieland (1994) provided the only other spawning interval estimate for Red Drum in the GOM. Thus, our spawning interval estimates will be useful when combined with future batch fecundity estimates for Red Drum.

This study provides updated and much-needed information on the growth and reproductive dynamics of Red Drum in the northern GOM, particularly for the Mississippi portion of the stock. We used otolith-derived age estimates and a multi-model approach to model sex-specific and sex-aggregated length-at-age relationships. Age-structured stock assessment models have been shown to be sensitive to reproductive characteristics (Leaf et al. 2008; Fitzhugh et al. 2012). One metric that directly addresses the status of a stock and incorporates an estimate of total mortality is the “escapement rate.” The escapement rate metric was developed to evaluate the impact of fishing on SSB and is the number of fish that survive to a given age under conditions of observed fishing mortality relative to the number surviving when no fishing mortality occurs. Escapement rate is a key fishery reference point for Red Drum because the stock is primarily targeted by recreational fishers in the inshore waters. However, it is directly influenced by the estimated age at maturity, necessitating proper estimation of reproductive characteristics. In this work, we also estimated the spawning season and spawning frequency, described the age and length at maturity, and provided evidence of delayed recruitment to the spawning stock (i.e., fish reach maturity at age 3 but become spawning capable at around age 6). Given the spatial variation in growth and the current state-level management of Red Drum, our study provides essential knowledge for the proper assessment and management of this species, particularly in Mississippi.

#### ACKNOWLEDGMENTS

This research was made possible by financial support from the Mississippi Tidelands Trust Fund Program,

administered by the Mississippi Department of Marine Resources and awarded to S. D. Clardy and R. T. Leaf. We appreciate individuals at the Mississippi Department of Marine Resources; the Center for Fisheries Research and Development, Gulf Coast Research Laboratory, University of Southern Mississippi; and the Powers Lab at the Dauphin Island Sea Lab, University of South Alabama; as well as the many charter boat captains and recreational anglers that assisted in sample collection. We are grateful for the hard work and help from B. Campbell and A. Millender (Project INSPIRE interns), especially for their role as readers for the otolith-derived age estimates. There is no conflict of interest declared in this article.

#### REFERENCES

- Aikio, S., G. Herczeg, A. Kuparinen, and J. Merilä. 2013. Optimal growth strategies under divergent predation pressure. *Journal of Fish Biology* 82:318–331.
- Barber, I., D. Hoare, and J. Krause. 2000. Effects of parasites on fish behaviour: a review and evolutionary perspective. *Reviews in Fish Biology and Fisheries* 10:131–165.
- Beckman, D. W., G. R. Fitzhugh, and C. A. Wilson. 1988. Growth rates and validation of age estimates of Red Drum, *Sciaenops ocellatus*, in a Louisiana salt marsh impoundment. *Contributions in Marine Science* 30:93–98.
- Beckman, D. W., C. A. Wilson, and A. L. Stanley. 1989. Age and growth of Red Drum, *Sciaenops ocellatus*, from offshore waters of the northern Gulf of Mexico. *U.S. National Marine Fisheries Service Fishery Bulletin* 87:17–28.
- Björnsson, B., A. Steinarsson, and M. Oddgeirsson. 2001. Optimal temperature for growth and feed conversion of immature cod (*Gadus morhua* L.). *ICES Journal of Marine Science* 58:29–38.
- Bœuf, G., and P. Payan. 2001. How should salinity influence fish growth? *Comparative Biochemistry and Physiology Part C: Toxicology and Pharmacology* 130:411–423.
- Brown-Peterson, N. J., J. S. Franks, and M. Burke. 2000. Preliminary observations on the reproductive biology of Wahoo, *Acanthocybium solandri*, from the northern Gulf of Mexico and Bimini, Bahamas. *Proceedings of the Gulf and Caribbean Fisheries Institute* 51:414–427.
- Brown-Peterson, N. J., J. S. Franks, B. H. Comyns, and J. R. McDowell. 2008. Do Blue Marlin spawn in the northern Gulf of Mexico? *Proceedings of the Gulf and Caribbean Fisheries Institute* 60:372–378.
- Brown-Peterson, N. J., R. T. Leaf, A. M. Schueller, and M. J. Andres. 2017. Reproductive dynamics of Gulf Menhaden (*Brevoortia patronus*) in the northern Gulf of Mexico: effects on stock assessments. *U.S. National Marine Fisheries Service Fishery Bulletin* 115:284–299.
- Brown-Peterson, N. J., and J. W. Warren. 2001. The reproductive biology of Spotted Seatrout, *Cynoscion nebulosus*, along the Mississippi Gulf coast. *Gulf of Mexico Science* 19:61–73.
- Brown-Peterson, N. J., D. M. Wyanski, F. Saborido-Rey, B. J. Macewicz, and S. K. Lowerre-Barbieri. 2011. A standardized terminology for describing reproductive development in fishes. *Marine and Coastal Fisheries: Dynamics, Management, and Ecosystem Science* [online serial] 3:52–70.
- Chen, Y., D. Jackson, and H. Harvey. 1992. A comparison of von Bertalanffy and polynomial functions in modelling fish growth data. *Canadian Journal of Fisheries and Aquatic Sciences* 49:1228–1235.
- Clardy, S. D., N. J. Brown-Peterson, M. S. Peterson, and R. T. Leaf. 2014. Age, growth and reproduction of the Southern Kingfish, *Menticirrhus americanus*: multivariate comparison to life history patterns in



- other sciaenids. U.S. National Marine Fisheries Service Fishery Bulletin 112:178–197.
- Clark, W. G. 1999. Effects of an erroneous natural mortality rate on a simple age-structured stock assessment. *Canadian Journal of Fisheries and Aquatic Sciences* 56:1721–1731.
- Collins, L. A., G. R. Fitzhugh, L. A. Lombardi-Carlson, H. M. Lyon, W. T. Walling, and D. W. Oliver. 2002. Characterization of Red Grouper (*Serranidae: Epinephelus morio*) reproduction from the eastern Gulf of Mexico. National Marine Fisheries Service, Panama City Laboratory Contribution Series 7, Panama City, Florida.
- Condrey, R., D. W. Beckman, and C. A. Wilson. 1988. Management implications of a new growth model for Red Drum. Louisiana Red Drum Research, Marine Fisheries Initiative Final Report, Contract NA87-WC-H-06122, Baton Rouge.
- Corey, M. M., R. T. Leaf, N. J. Brown-Peterson, M. S. Peterson, S. D. Clardy, and D. A. Dippold. 2017. Growth and spawning dynamics of Southern Flounder in the north-central Gulf of Mexico. *Marine and Coastal Fisheries: Dynamics, Management, and Ecosystem Science* [online serial] 9:231–243.
- Denney, N. H., S. Jennings, and J. D. Reynolds. 2002. Life-history correlates of maximum population growth rates in marine fishes. *Proceedings of the Royal Society B: Biological Sciences* 269:2229–2237.
- Ditty, J. G. 1986. Ichthyoplankton in neritic waters of the northern Gulf of Mexico off Louisiana: composition, relative abundance, and seasonality. U.S. National Marine Fisheries Service Fishery Bulletin 84:935–946.
- Doerzbacher, J. F., A. W. Green, G. C. Matlock, and H. R. Osburn. 1988. A temperature compensated von Bertalanffy growth model for tagged Red Drum and Black Drum in Texas bays. *Fisheries Research* 6:135–152.
- Dziak, J. J., D. L. Coffman, S. T. Lanza, and L. Runze. 2012. Sensitivity and specificity of information criteria. Pennsylvania State University, Technical Report Series 12-119, University Park.
- Ebert, T. A. 1999. Plant and animal populations: methods in demography. Academic Press, San Diego, California.
- Fitzhugh, G. R., H. M. Lyon, L. A. Collins, W. T. Walling, and L. A. Lombardi-Carlson. 2006. Update of Gag (*Mycteroperca microlepis*) reproductive parameters: eastern Gulf of Mexico, Southeast Data, Assessment, and Review 10 Data Workshop. National Marine Fisheries Service, Panama City Laboratory Contribution 05-06, Panama City, Florida.
- Fitzhugh, G. R., K. W. Shertzer, G. T. Kellison, and D. M. Wyanski. 2012. Review of size- and age-dependence in batch spawning: implications for stock assessment of fish species exhibiting indeterminate fecundity. U.S. National Marine Fisheries Service Fishery Bulletin 110:413–425.
- Fitzhugh, G. R., T. G. I. Snider, and B. A. Thompson. 1988. Measurement of ovarian development in Red Drum *Sciaenops ocellatus* from offshore stocks. *Contributions in Marine Science* 30(Supplement):79–86.
- Fogg, A. Q., N. J. Brown-Peterson, and M. S. Peterson. 2017. Reproductive life history characteristics of invasive Red Lionfish (*Pterois volitans*) in the northern Gulf of Mexico. *Bulletin of Marine Science* 93:791–813.
- García-Díaz, M. M., V. M. Tuset, J. A. González, and J. Socorro. 1997. Sex and reproductive aspects in *Serranus cabrilla* (Osteichthyes: Serranidae): macroscopic and histological approaches. *Marine Biology* 127:379–386.
- Gold, J. R., C. P. Burridge, and T. F. Turner. 2001. A modified stepping-stone model of population structure in Red Drum, *Sciaenops ocellatus* (Sciaenidae), from the northern Gulf of Mexico. *Genetica* 111:305–317.
- Gompertz, B. 1825. On the nature of the function expressive of the law of human mortality and on a new mode of determining the value of life contingencies. *Philosophical Transactions of the Royal Society* 115:515–585.
- Goodyear, C. P. 1989. Status of the Red Drum stocks of the Gulf of Mexico: report for 1989. National Marine Fisheries Service, Southeast Fisheries Science Center, Miami Laboratory Contribution CRD-88/89-14, Miami.
- Grammer, G. L., N. J. Brown-Peterson, M. S. Peterson, and B. H. Comyns. 2009. Life history of Silver Perch *Bairdella chrysoura* (Lacepède, 1803) in north-central Gulf of Mexico estuaries. *Gulf of Mexico Science* 27:62–73.
- Grosjean, P. 2001. Growth model of the reared sea urchin *Paracentrotus lividus* (Lamarck, 1816). Doctoral dissertation. Université Libre de Bruxelles, Brussels.
- Hightower, C. L. 2013. Evaluating the current status of Red Drum (*Sciaenops ocellatus*) in offshore waters of the north central Gulf of Mexico: age and growth, abundance, and mercury concentration. Master's thesis. University of South Alabama, Dauphin Island.
- Hoese, H. D., D. W. Beckman, R. H. Blanchet, D. Drullinger, and D. L. Nieland. 1991. A biological and fisheries profile of Louisiana Red Drum *Sciaenops ocellatus*. Louisiana Department of Wildlife and Fisheries, Fishery Management Plan Series 4, Part 1, Baton Rouge, Louisiana.
- Hunter, J. R., and B. J. Macewicz. 1985. Measurement of spawning frequency in multiple spawning fishes. NOAA Technical Report NMFS-36.
- Jenkins, K. L. M., and R. S. McBride. 2009. Reproductive biology of Wahoo, *Acanthocybium solandri*, from the Atlantic coast of Florida and the Bahamas. *Marine and Freshwater Research* 60: 893–897.
- Jons, G. D., and L. E. Miranda. 1997. Ovarian weight as an index of fecundity, maturity, and spawning periodicity. *Journal of Fish Biology* 50:150–156.
- Katsanevakis, S. 2006. Modelling fish growth: model selection, multi-model inference and model selection uncertainty. *Fisheries Research* 81:229–235.
- Leaf, R. T., L. Rogers-Bennett, and Y. Jiao. 2008. Exploring the use of a size-based egg-per-recruit model for the red abalone fishery in California. *North American Journal of Fisheries Management* 28:1638–1647.
- Lorenzen, K. 2016. Toward a new paradigm for growth modeling in fisheries stock assessments: embracing plasticity and its consequences. *Fisheries Research* 180:4–22.
- Lowerre-Barbieri, S., M. Tringali, J. Bickford, S. Burnsed, and M. Murphy. 2016a. The Red Drum (*Sciaenops ocellatus*) spawning population in the eastern Gulf of Mexico: composition, site fidelity, and size. Southeast Data, Assessment, and Review, SEDAR 49-DW, North Charleston, South Carolina.
- Lowerre-Barbieri, S. K., L. R. Barbieri, J. R. Flanders, A. G. Woodward, C. F. Cotton, and M. K. Knowlton. 2008. Use of passive acoustics to determine Red Drum spawning in Georgia waters. *Transactions of the American Fisheries Society* 137:562–575.
- Lowerre-Barbieri, S. K., S. L. W. Burnsed, and J. W. Bickford. 2016b. Assessing reproductive behavior important to fisheries management: a case study with Red Drum, *Sciaenops ocellatus*. *Ecological Applications* 26:979–995.
- Lowerre-Barbieri, S. K., K. Ganas, F. Saborido-Rey, H. Murua, and J. R. Hunter. 2011. Reproductive timing in marine fishes: variability, temporal scales, and methods. *Marine and Coastal Fisheries: Dynamics, Management, and Ecosystem Science* [online serial] 3:71–91.
- Lowerre-Barbieri, S. K., N. Henderson, J. Llopiz, S. Walters, J. Bickford, and R. Muller. 2009. Defining a spawning population (Spotted Seatrout *Cynoscion nebulosus*) over temporal, spatial, and demographic scales. *Marine Ecology Progress Series* 394:231–245.

- Luna, L. G. 1968. Manual of histological staining methods of the Armed Forces Institute of Pathology, 3rd edition. McGraw-Hill, Washington D.C.
- Marshall, C. T., O. S. Kjesbu, N. A. Yaragina, P. Solemdal, and Ø. Ulltang. 1998. Is spawner biomass a sensitive measure of the reproductive and recruitment potential of northeast Arctic Cod? *Canadian Journal of Fisheries and Aquatic Sciences* 55:1766–1783.
- Matlock, G. C. 1980. History and management of the Red Drum fishery. Pages 37–53 in *Proceedings of the colloquium on the biology and management of Red Drum and Seatrout*. Gulf States Marine Fisheries Commission, Publication 5, Ocean Springs, Mississippi.
- Matlock, G. C. 1992. Growth of five fishes in Texas bays in the 1960s. U.S. National Marine Fisheries Service Fishery Bulletin 90:407–411.
- Miles, D. W. 1950. The life histories of the Spotted Sea Trout, *Cynoscion nebulosus*, and the Redfish, *Sciaenops ocellatus*. Texas Parks and Wildlife Department, Texas Game, Fish, and Oyster Community Marine Lab, Austin.
- Murawski, S. A., P. J. Rago, and E. A. Trippel. 2001. Impacts of demographic variation in spawning characteristics on reference points for fishery management. *ICES Journal of Marine Science* 58:1002–1014.
- Murphy, M. D., and R. G. Taylor. 1990. Reproduction, growth, and mortality of Red Drum *Sciaenops ocellatus* in Florida waters. U.S. National Marine Fisheries Service Fishery Bulletin 88:531–542.
- Murphy, M. D., and R. G. Taylor. 1994. Age, growth, and mortality of Spotted Seatrout in Florida waters. *Transactions of the American Fisheries Society* 123:482–497.
- Nieland, D. L., and C. A. Wilson. 1993. Reproductive biology and annual variation of reproductive variables of Black Drum in the northern Gulf of Mexico. *Transactions of the American Fisheries Society* 122:318–327.
- NMFS (National Marine Fisheries Service). 1986. Final secretarial fishery management plan, regulatory impact review, regulatory flexibility analysis for the Red Drum fishery of the Gulf of Mexico. NMFS, Washington, D.C.
- NMFS (National Marine Fisheries Service). 2018. Recreational fisheries statistics queries. NMFS, Office of Science and Technology, Silver Spring, Maryland. Available: <http://www.st.nmfs.noaa.gov/st1/recreational/queries>. (February 2019).
- Overstreet, R. M. 1983. Aspects of the biology of the Red Drum, *Sciaenops ocellatus*, in Mississippi. *Gulf Research Reports* 1:45–68.
- Pauly, D. 1980. On the interrelationships between natural mortality, growth parameters, and mean environmental temperature in 175 fish stocks. *ICES Journal of Marine Science* 39:175–192.
- Pearson, J. C. 1929. Natural history and conservation of Redfish and other commercial sciaenids on the Texas coast. U.S. Bureau of Fisheries Bulletin 44:129–214.
- Peters, K. M., and R. H. McMichael. 1987. Early life history of the Red Drum, *Sciaenops ocellatus* (Pisces: Sciaenidae), in Tampa Bay, Florida. *Estuaries* 10:92–107.
- Plummer, M. 2003. JAGS: a program for analysis of Bayesian graphical models using Gibbs sampling. Pages 1–10 in K. Hornik, F. Leisch, and A. Zeileis, editors. *Proceedings of the third international workshop on distributed statistical computing (DSC 2003)*. Technische Universität Wien, Vienna.
- Plummer, M., A. Stukalov, and M. Denwood. 2016. rjags: Bayesian graphical models using MCMC (version 4-6). Available: [www.cran.r-project.org](http://www.cran.r-project.org). (March 2018).
- Porch, C. E. 2000. Status of the Red Drum stocks of the Gulf of Mexico. National Marine Fisheries Service, Southeast Fisheries Science Center, Sustainable Fisheries Division Contribution SFD-99/00-85, Miami.
- Porch, C., C. Wilson, and D. Nieland. 2002. A new growth model for Red Drum (*Sciaenops ocellatus*) that accommodates seasonal and ontogenetic changes in growth rates. U.S. National Marine Fisheries Service Fishery Bulletin 100:149–152.
- Powers, S., C. L. Hightower, J. M. Drymon, and M. Johnson. 2012. Age composition and distribution of Red Drum (*Sciaenops ocellatus*) in offshore waters of the north central Gulf of Mexico: an evaluation of a stock under a federal harvest moratorium. U.S. National Marine Fisheries Service Fishery Bulletin 110:283–292.
- R Development Core Team. 2016. R: a language and environment for statistical computing. R Foundation for Statistical Computing, Vienna. Available: <https://www.R-project.org/>. (August 2017).
- Ricker, W. E. 1975. Computation and interpretation of biological statistics of fish populations. *Fisheries Research Board of Canada Bulletin* 191.
- Rideout, R. M., G. A. Rose, and M. P. M. Burton. 2005. Skipped spawning in female iteroparous fishes. *Fish and Fisheries* 6:50–72.
- Rideout, R. M., and J. Tomkiewicz. 2011. Skipped spawning in fishes: more common than you might think. *Marine and Coastal Fisheries: Dynamics, Management, and Ecosystem Science [online serial]* 3:176–189.
- Rohr, B. A. 1980. Use of hard parts to age Gulf of Mexico Red Drum. Page 15 in *Proceedings of the colloquium on the biology and management of Red Drum and Seatrout*. Gulf States Marine Fisheries Commission, Publication 5, Ocean Springs, Mississippi.
- Rooker, J. R., G. W. Stunz, S. A. Holt, and T. J. Minello. 2010. Population connectivity of Red Drum in the northern Gulf of Mexico. *Marine Ecology Progress Series* 407:187–196.
- Ross, J. L., T. M. Stevens, and D. S. Vaughan. 1995. Age, growth, mortality, and reproductive biology of Red Drums in North Carolina waters. *Transactions of the American Fisheries Society* 124:37–54.
- Schärer, L., and D. R. Robertson. 1999. Sperm and milt characteristics and male v. female gametic investment in the Caribbean reef fish, *Thalassoma bifasciatum*. *Journal of Fish Biology* 55:329–343.
- Secor, D. H. 2007. Do some Atlantic Bluefin Tuna skip spawning? *Collective Volume of Scientific Papers ICCAT* 60:1141–1153.
- Secor, D. H. 2008. Influence of skipped spawning and misspecified reproductive schedules on biological reference points in sustainable fisheries. *Transactions of the American Fisheries Society* 137:782–789.
- Sinclair, A. F., D. P. Swain, and J. M. Hanson. 2002. Disentangling the effects of size-selective mortality, density, and temperature on length-at-age. *Canadian Journal of Fisheries and Aquatic Sciences* 59:372–382.
- SEDAR (Southeast Data, Assessment, and Review). 2016. SEDAR 49: Gulf of Mexico data-limited species: Red Drum, Lane Snapper species, Wenchmen, Yellowmouth Grouper, Speckled Hind, Snowy Grouper, Almaco Jack, Lesser Amberjack. SEDAR, North Charleston, South Carolina.
- Trippel, E. A., M. J. Morgan, A. Fréchet, C. Rollet, A. Sinclair, C. Annand, D. Beanlands, and L. Brown. 1997. Changes in age and length at sexual maturity of northwest Atlantic Cod, Haddock and Pollock stocks, 1972–95. *Canadian Technical Report of Fisheries and Aquatic Sciences* 2157.
- VanderKooy, S. 2009. A practical handbook for determining the ages of Gulf of Mexico fishes. Gulf States Marine Fisheries Commission, Ocean Springs, Mississippi.
- Vaughan, D. S. 1996. Status of the Red Drum stock on the Atlantic coast: stock assessment report for 1995. NOAA Technical Memorandum NMFS-SEFSC-380.
- Vaughan, D. S., and T. E. Helser. 1990. Status of the Red Drum stock of the Atlantic coast: stock assessment report for 1989. National Marine Fisheries Service, Southeast Fisheries Center, Beaufort Laboratory, Beaufort, North Carolina.
- von Bertalanffy, L. 1938. A quantitative theory of organic growth (inquiries on growth laws II). *Human Biology* 10:181–213.
- Wakefield, C. A., and R. L. Colura. 1983. Age and growth of Red Drum in three Texas bay systems. *Annual Proceedings of the Texas Chapter American Fisheries Society* 5:77–87.

- West, G. 1990. Methods of assessing ovarian development in fishes: a review. *Marine and Freshwater Research* 41:199.
- Williams, E. H., and K. W. Shertzer. 2003. Erratum: implications of life-history invariants for biological reference points used in fishery management. *Canadian Journal of Fisheries and Aquatic Sciences* 60:1037.
- Wilson, C. A., and D. L. Nieland. 1994. Reproductive biology of Red Drum, *Sciaenops ocellatus*, from the neritic waters of the northern Gulf of Mexico. U.S. National Marine Fisheries Service Fishery Bulletin 92:841–850.
- Wilson, K. L., B. G. Matthias, A. B. Barbour, R. N. M. Ahrens, T. Tuten, and M. S. Allen. 2015. Combining samples from multiple gears helps to avoid fishy growth curves. *North American Journal of Fisheries Management* 35:1121–1131.
- Wright, P. J., and E. A. Trippel. 2009. Fishery-induced demographic changes in the timing of spawning: consequences for reproductive success. *Fish and Fisheries* 10:283–304.

#### SUPPORTING INFORMATION

Additional supplemental material may be found online in the Supporting Information section at the end of the article.