

SLIS Connecting

Volume 5
Issue 1 *Youth Services*

Article 8

2016

Teen Tested: The State of YA Services in America's Public Libraries

James Pinkard

Follow this and additional works at: <http://aquila.usm.edu/slisconnecting>

 Part of the [Archival Science Commons](#), [Collection Development and Management Commons](#), [Information Literacy Commons](#), [Scholarly Communication Commons](#), and the [Scholarly Publishing Commons](#)

Recommended Citation

Pinkard, James (2016) "Teen Tested: The State of YA Services in America's Public Libraries," *SLIS Connecting*: Vol. 5: Iss. 1, Article 8.
DOI: 10.18785/slis.0501.08
Available at: <http://aquila.usm.edu/slisconnecting/vol5/iss1/8>

This Article is brought to you for free and open access by The Aquila Digital Community. It has been accepted for inclusion in SLIS Connecting by an authorized administrator of The Aquila Digital Community. For more information, please contact Joshua.Cromwell@usm.edu.

Teen Tested: The State of YA Services in America's Public Libraries

By James Pinkard

Master's Research Project, December 2013

Readers: Dr. Elizabeth Haynes

Dr. Stacy Creel

Introduction

The world of literature sometimes seems to have become dominated by teen-friendly fare in recent times. Given this state of affairs, it stands to reason that libraries would be putting particular effort into offering services to this age group, and indeed, much interest in such services is apparent. Workshops and presentations around the U.S. are devoted to guiding librarians in providing young adult services, and a great deal is being written on the topic. However, there seems to be a lack of concentrated research on the provision of teen services, a lack this study seeks to correct in part by investigating the state of young adult services in U.S. public libraries.

Of course, the need to provide focused service to young adults in libraries is hardly a new concept, and a variety of resources are available for librarians interested in the practice. The Young Adult Library Services Association (YALSA), a division of the American Library Association, was established in 1957 under its original name of Young Adult Services Division (Starr, 2016). YALSA is a source of information, training, presentations, and funding. The organization also promotes collection development for young adults by administering several awards and posting an assortment of lists highlighting useful selections in both book and other media formats. In the library literature, the field of young adult services gets a great deal of attention, both in general periodicals and specialty publications such as *Voice of Youth Advocates*, *Young Adult Library Services*, and YALSA's online publication, *The Journal of Research on Libraries and Young Adults*. Given the breadth of resources, it is clear that the topic is of importance to the field of professional librarianship.

Despite this importance, however, gaps of coverage exist in the literature on young adult services in libraries. YALSA (2011) stated that while a considerable amount of information on best practices for providing young adult services is present in the library literature, there is a lack of concrete research about the current status of such services (Priority Area 1, para. 1). The organization has outlined a possible research agenda in the field of young adult services and identified research questions that would be useful to investigate. This study is, in part, derived from YALSA's agenda, and should provide beneficial information to the field that may be useful in developing and supporting further research.

Problem Statement

The field of young adult services has been the recipient of much attention in library literature. However, current research on the status of young adult services is lacking, as noted by the Young Adult Library Services Association (YALSA, 2011, Priority Area 1, para. 1). This research focuses on staffing, programming and collection development practices for young adults in selected U.S. public libraries. It will also seek to reveal whether a correlation exists between the presence of a young adult librarian and the state of a library's young adult services, as well as whether a correlation exists between the size of the library and the state of its young adult services.

Research Questions

- R1: How many and what percentage of libraries in this study have at least one professional librarian charged with providing young adult services?
- R2: How many young adult programs were advertised by each library over a two-month period at the time of this study?

R3: What was the size of the young adult collection at each library in this study?

R4: What correlation, if any, exists between the presence or absence of a professional young adult librarian and the number of YA programs and the size of the YA collection?

R5: What correlation, if any, exists between the size of the library, the presence of a YA librarian, the number of YA programs, and the size of the YA collection?

Limitations/Delimitations

This study investigates only U.S. public libraries, and only those whose information has been recorded in the *American Library Directory*. Additionally, because the size of the library is important to this study, libraries that have not reported collection size information to the *American Library Directory* have been excluded from the sample set (Information Today, Inc., 2013). Similarly, libraries that do not have a Web site or an online catalog have been excluded from the sample set.

Operational Definitions

Young adult program: included any library program designated for individuals from the ages of 11 to 19.

Young adult materials: included any materials so designated in the online catalog by the library in question.

Assumptions

It is assumed that the information collected by the *American Library Directory* (Information Today, Inc., 2013) is accurate, and that it adequately represents the whole of American libraries. It is likewise assumed that the information on the Web pages and in the OPACs of libraries in the sample set is current and accurate in regard to young adult services and materials.

Literature Review

Young Adult Services

Much of the literature about young adult services focuses on best practices and collection development. One of the most notable early advocates for young adult services, Margaret Edwards (1969), argued that there was a vital need for guidance in the area of service, as "none of [her] assistants knew much about readers' advisory service to young adults. Even the library-school graduates were sadly lacking ... most of them had little conception of the adolescent" (p. 15). The impetus to guide librarians in serving young adults continues into more current literature. Nowak (2011) provides a broad overview of information regarding modern teens' use of the library along with strategies to meet their needs. The usefulness of social media in reaching out to young adults is discussed by Buono and Kordeliski (2013). Going beyond typical teen offerings, Benway (2010) notes that "teens are facing limited opportunities in school to experience art, theater, dance, and music classes because of budget cuts" and asserts that libraries can and should step up to provide such experiences through art, writing, and dance programs (p. 28).

When it comes to collection development, there is an extensive amount of material available in the literature as well. Much of it takes the form of recommendations for a particular type of young adult book, as in Smith's (2006) article detailing approaches for building a collection of young adult nonfiction. Rauch (2011) takes a slightly different approach, arguing for the necessity of building a GLBTQ collection for young adults rather than pointing out specific books to collect. Blending best practices for service with collection development, Naidoo and Vargas (2011) describe methods to effectively provide services to Latino teens along with notable titles likely to be of interest to them. Meanwhile, Holley (2010) assesses the changes in YALSA's selection process for its best book list from the 1960s to 2010, including an intriguing depiction of the patterns of publication in young adult literature across that same time span.

A great deal of the research available in young adult services falls into one of the two categories described thus far. Machado, Lentz, and Wallace (2000) surveyed library programs for young adults from libraries across the U.S., identifying and reporting on those found to be particularly exemplary. In a study assessing the state of library LGBTQ collections, Alexander and Miselis (2007) retrieved survey data that indicate an overall deficiency in LGBTQ materials for young adults (p. 48). More relevant to this study, however, is research on the libraries themselves. Cart (1998) surveyed the fifty largest public libraries in America to find out details about their young adult services, finding that while most offered formal services to young adults, there was little consistency in regard to the staff member assigned to oversee those services. Expressing concern over the lack of young adult services in libraries, Winston and Paone (2001) investigated libraries in New Jersey and found data that indicated this concern was valid, as more than half of the surveyed libraries did not have staff specifically assigned to young adult services (p. 49). Agosto (2013) discussed the results of the 2012 Public Library Data Service's YA services survey and compared them with the results from 2007. The PLDS survey sought information similar to that involved in this study, but as Agosto observes, the survey used "a convenience sample of volunteer respondents ... so the survey results are not mathematically generalizable to the larger population of U.S. and Canadian public libraries" (p. 15). It is hoped that the random sample selected in this study will provide more reliable data.

Similar Studies

There is little, if any, research into young adult library services that includes a correlation analysis. Such a methodology, however, is fairly common in the library literature as a whole. Wu and Yeh (2012) used a variety of correlation analysis approaches in researching undergraduate students' use of library electronic collections, including Chi-square tests, T tests, ANOVA and post hoc analyses, and Pearson product-moment correlation analysis. In studying the impact of library resources on university research,

Noh (2012) utilized a structural equation model along with path analysis and regression analysis to evaluate correlations among data found in the *Korean Library Yearbook 2008*. Wong and Webb (2011) employed Pearson's correlation coefficient to analyze the relationship between library usage and student academic performance at the Hong Kong Baptist University. The methodology used in Wong and Webb's research is largely similar to that which will be practiced in this study, and provides a direct foundation for this work.

Methodology

Selecting a Sample Set

The sample set for this research was drawn from all of the public libraries documented in the *American Library Directory*, the total of which is 16,835. As noted by Leedy and Ormrod (2010), a sample size of 400 is sufficient for research purposes when dealing with populations larger than 5,000 (p. 214). In order to reach this target number, a total of 500 libraries were selected for the sample set to account for the fact that many libraries were expected to be removed from consideration during the data collection stage. The 500 libraries were selected randomly by including every 32nd public library listed in the directory. In cases where that particular entry did not include the number of volumes owned by the library, the next available library that did was selected. This was a vital adjustment, as knowing the size of each library was essential for answering research question five.

Data Collection

For the first three research questions, the primary means of retrieving the relevant information was by visiting each library's Web site. If no Web site for the library could be found, the library was removed from the sample set. When a Web site was located, the researcher searched to see whether a librarian was assigned to provide young adult services. Every effort was made to locate a reference to such an individual on the Web site, primarily by looking through sections describing the library, its staff, its contact information, or its teen services.

If no reference to a young adult or teen librarian was found, the library was recorded as not having such a position.

In regard to the second and third questions, first, the number of young adult programs listed on each library's Web site for a two-month period was recorded. The primary two-month period used was October 2013 to November 2013, but when information on October programs was unavailable, November and December of 2013 were used. Programs with a specific event time were recorded individually, but open events spanning multiple days, such as afternoon homework help available on request, were recorded as a single program. Programs that were open to multiple age groups that included young adults, but did not appear to target or appeal to them specifically were not included in the total. After the number of programs was established, the library's OPAC was searched to locate the total number of young adult materials. If the library did not have an OPAC, did not identify young adult materials in its catalog, or if the catalog was unable to display a full list of results from a search of young adult materials, it was removed from the sample set. After this final set of removals, the sample set totaled 384 libraries. All of the information gathered was tabulated on a spreadsheet using Open Office.

Data Analysis

Once the information for the first three questions was gathered, the numbers were analyzed to determine possible correlations, as indicated in the final two research questions. The data were evaluated using the Pearson product-moment correlation coefficient function in Open Office to identify the precise level of correlation. The results were also plotted on scatter plot graphs in Open Office to obtain a visual representation of any correlation. Because the formula for determining Pearson's coefficient cannot use zeroes for its variables, for the fourth research question, the absence of a young adult librarian was assigned a value of 1, and the presence of such a librarian was assigned a value of 2. These values were compared to

the total number of young adult programs posted and the total number of young adult materials. Once again, in order to avoid using zeroes, a library posting no young adult programs was assigned a value of 1, while those posting programs were assigned values of $n+1$, with n being the total number of programs. Then, to answer the fifth question, the size of the library, measured in total number of volumes, was compared against the value for the absence/presence of a young adult librarian, the total number of posted young adult programs, and the total number of young adult materials. In order to improve the readability and reliability of these correlations, one extreme outlier with more than six million items in the collection was removed from the calculations.

Results

R1: How many and what percentage of libraries in this study have at least one professional librarian charged with providing young adult services?

Table 1: Total and Percentage of Libraries with a YA Librarian.

Number of Libraries with a YA Librarian	34
Percentage of Libraries with a YA Librarian	8.85%

Though young adult services seem to be of increasing concern in the library world, less than ten percent of the libraries in this study were found to have a librarian assigned exclusively to the age group using the methods applied in this study, as can be seen in *Table 1*. It should be noted that many libraries appear to assign the responsibility of this age group to the children's librarian. Indeed, many libraries now have a youth services librarian, apparently in lieu of the children's librarian position. Though this might indicate a greater awareness of the need for young adult services, the frequent lack of a librarian specifically assigned to teens suggests that there is still plenty of room for improvement in that regard.

R2: How many young adult programs were advertised by each library over a two-month period at the time of this study?

Despite the lack of librarians officially designated to serve this group, YA programming seems to be alive and well in libraries. *Table 2* identifies the libraries in the study with the largest number of programs, while Appendix lists all of the libraries, their YA programs, and the size of their YA collection. As noted in *Table 3*, almost half of the libraries in the study had at least one YA program listed. Relatively few, however, had a large number of such programs, with only around 15 percent listing eight or more programs, which would be sufficient to provide one program every week.

Table 2: Top Ten Libraries in Providing Young Adult Programming.

Name of Library	YA Programs
Los Angeles Public Library System – Central Branch CA	37
Westfield Washington Public Library IN	22
Milford Town Library MA	21
Harris County Public Library – Kingwood Branch TX	20
West Palm Beach Public Library FL	20
Bettendorf Public Library IA	19
Fullerton Public Library CA	19
Paterson Free Public Library – Danforth Branch NJ	18
Owen County Public Library KY	18
Somerset Public Library MA	17

Table 3: Total Number of Libraries Offering YA Programming.

Number of Libraries with At Least One YA Program	182
Percentage of Libraries with At Least One YA Program	47.39%
Percentage of Libraries with At Least Eight YA Programs	15.36%

R3: What was the size of the young adult collection at each library in this study?

Table 4: Top Ten Largest YA Collections.

Name of Library	YA Collection
Hilo Public Library HI	18,472
Knox County Public Library – South Knoxville Branch TN	13,030
Ruth L Rockwood Memorial NJ	11,754
Pearl City Public Library HI	11,513
Hewlett-Woodmere Library NY	10,876
Stark County District – Plain Community Branch OH	10,533
Cedar Mill Community Library OR	9,612
Harris County Public Library – Kingwood Branch TX	9,534
Bettendorf Public Library IA	9,294
Mesa Public Library AZ	8,664

Table 5: Breakdown of YA Collection Size.

Average Size of Library Collection	83,589
Average Size of YA Collection	1,843
Percentage of Libraries with More Than 1800 Items	36.46%
Percentage of Libraries with Fewer Than 900 Items	44.27%
Percentage of Libraries with Fewer Than 450 Items	27.86%

Based on the data collected in this study, it appears that YA materials do not compete well with other sections of public library collections. As recorded in *Table 5*, the average size of a YA collection is around 1800 items, but around 36 percent of libraries in the study exceed this total, while close to 45 percent manage half. Also, compared to the total collection size, the average size of a YA collection represents only about two percent of total library holdings. The U.S. Census (2011) reports that young adults age 15-19 make up around seven percent of the population. If including the 10-14 age group, the number increases to roughly 14 percent. The library collections do not appear to be adequately representing this age group as only seven of the

libraries listed as the top ten largest YA collections in *Table 4* come close to seven percent of the collection, and only two reach 14 percent. Some of this lack may be that YA materials are not being correctly documented in the catalog and thus not being retrieved by the searches for this study, but it is unknown whether correcting the issue would bring the average up to the seven percent mark.

R4: What correlation, if any, exists between the presence or absence of a professional young adult librarian and the number of YA programs and the size of the YA collection?

The scatter plots in *Figure 1* and *Figure 2* give a rough idea of how the number of YA programs and the size of the YA collection compares to the presence or absence of a YA librarian. As noted earlier, a value of 1 represents absence, while a value of 2 represents presence, as the formula for Pearson's correlation coefficient cannot use zeroes. For YA programs, the presence of a YA librarian has a moderately positive correlation, with a Pearson value of 0.5. While still having a positive correlation with the size of the YA collection, the presence of a YA librarian is not as closely tied, having a Pearson value of 0.22, indicating low correlation. These results seem to suggest that YA libraries are primarily involved in developing and coordinating programming rather than influencing collection development, though they may be having an impact there as well.

R5: What correlation, if any, exists between the size of the library, the presence of a YA librarian, the number of YA programs, and the size of the YA collection?

As one might expect from the scatter plots shown in *Figures 3, 4, and 5*, the correlations between each of these sets of data were quite low. Though a small positive correlation was indicated, the Pearson coefficient came out to only 0.22 for collection size and presence/absence of a YA librarian, 0.25 for collection size and YA programs, and 0.29 for collection size and YA collection size. This suggests that the size and resources available to a library do not significantly influence the extent of YA services provided. Rather, it seems likely that the decisions and the focus of the individual library's staff determine the level of support provided for YA services.

Figure 1: Scatter Plot for YA Librarian and YA Program Results.

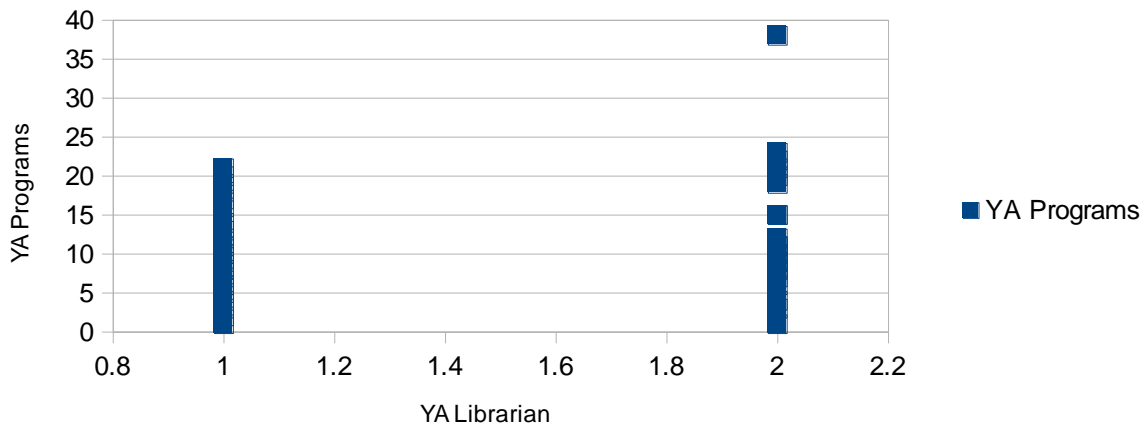


Figure 2: Scatter Plot for YA Librarian and YA Collection Results.

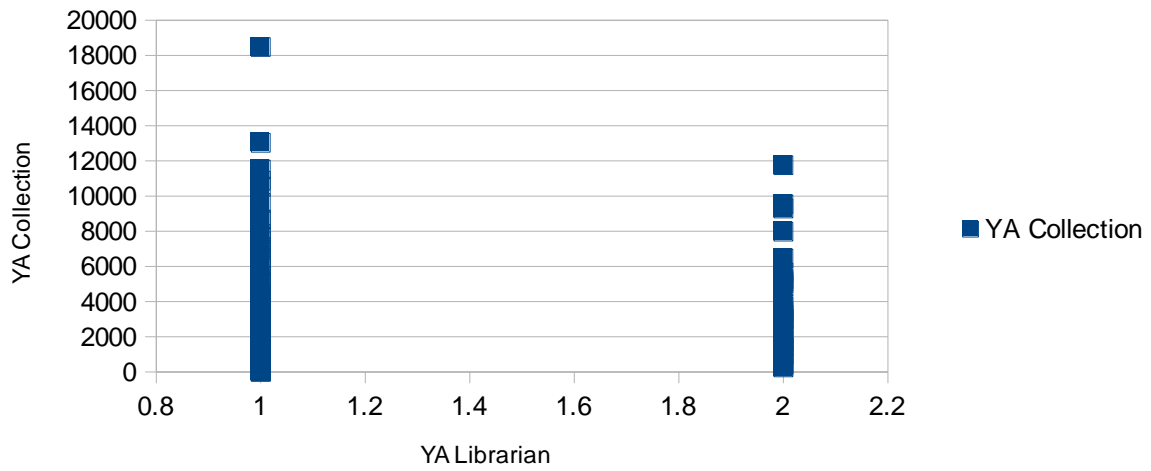


Figure 3: Scatter Plot for Collection Size and YA Librarian Results.

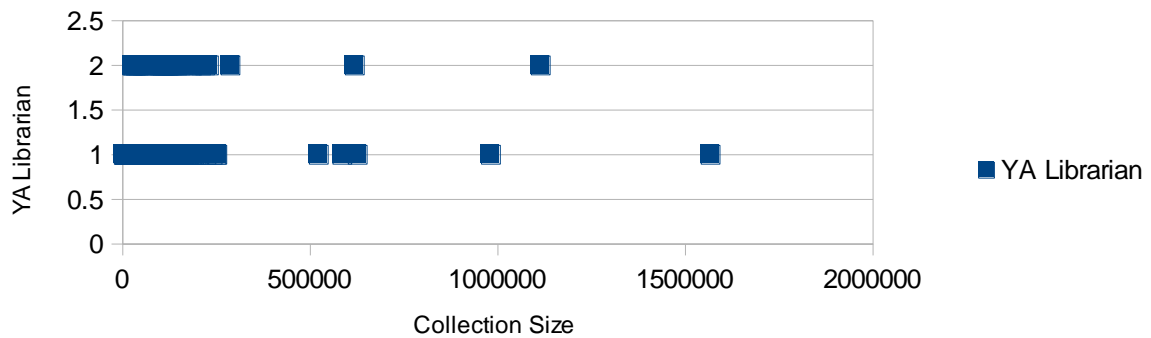


Figure 4: Scatter Plot for Collection Size and YA Program Results.

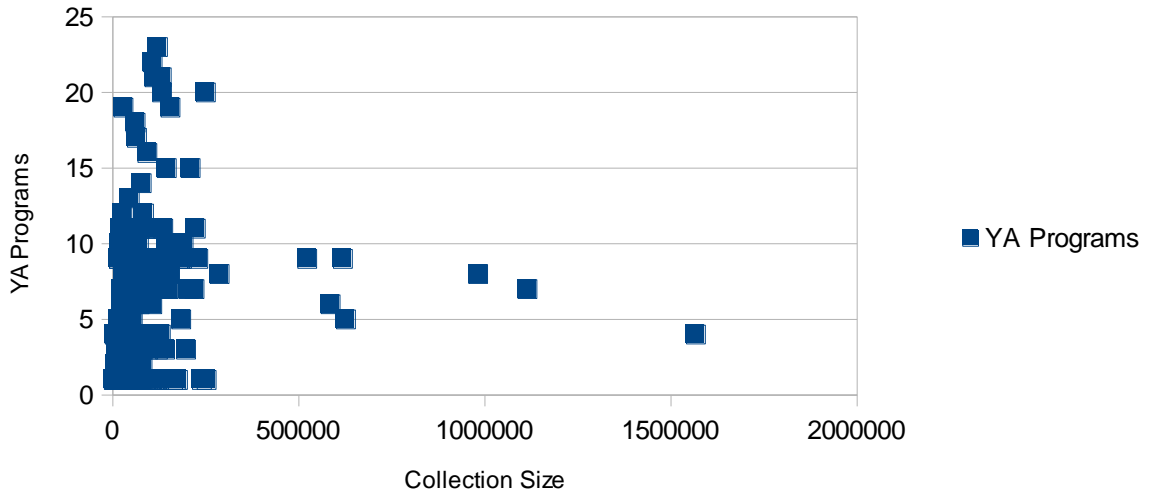
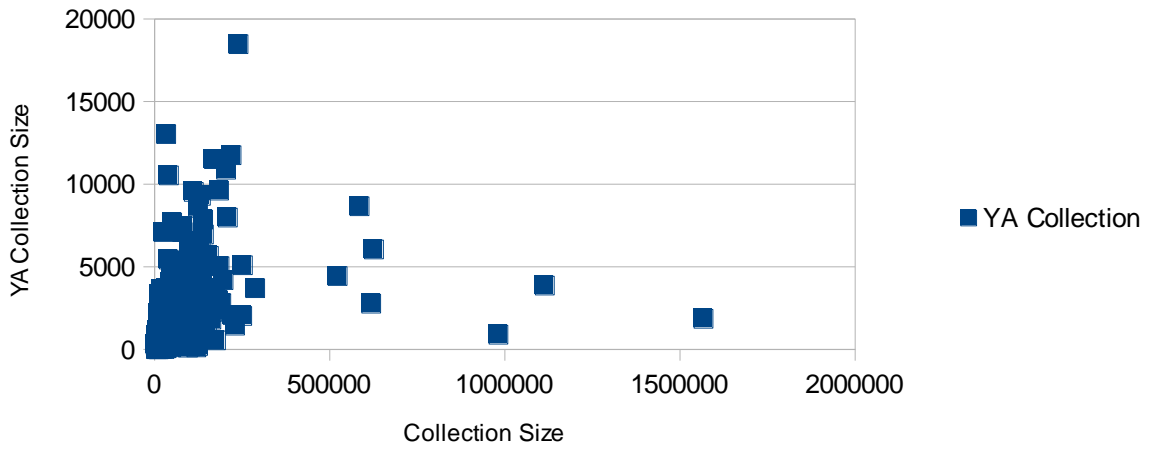


Figure 5: Scatter Plot for Collection Size and YA Collection Size Results.



Discussion

The results of this research indicate that while a sizable amount of work is being done in the field of young adult services, public libraries as a whole have a great deal of room for improvement. The low percentage of libraries with a YA librarian is something libraries should certainly consider, given that there was a moderate correlation between the presence of a YA librarian and the number of YA programs offered. At the very least, more libraries should investigate the possibility of offering YA programming, as more than half of the libraries in the sample set did not. With many libraries possessing a YA collection that, compared to the total percentage of young adults in America, is not adequately representative, increasing the size of that collection is another worthy goal. As the correlation between YA services and library size was found, surprisingly, to be minimal, it can be inferred that libraries of all sizes are capable of providing better services in this category. Thus, it is to be hoped that library directors will acknowledge this and choose to pursue a greater investment in YA services.

Much like the state of YA services, there is considerable room for improvement in investigating those services. While this study had the advantage of avoiding a potentially low response rate that might result from a survey, gathering information from library Web sites proved to be quite challenging. Many Web sites were poorly organized and appeared to lack information on the library's staff and/or programming. While every effort was made to find the information on the site, it seems certain that the research failed to include at least some programs and YA librarians because their existence could not be established from the Web site. Similarly, many YA materials likely were missed due to a lack of sufficient labeling or due to poor searching capabilities in the library's OPAC. Additionally, given that the research relied on the individual library's labeling of materials as young adult, there is a significant possibility that the collection size was overstated in some libraries and understated in others.

While a survey would face response difficulties, it might provide more accurate and targeted information for future studies.

There are a wide variety of topics such additional studies might approach. Given the moderate correlation between the presence of a YA librarian and the number of YA programs, but the low correlation between the librarians and the size of the YA collection, it might be interesting to investigate the typical duties assigned to YA librarians. Also, since this research only records the number of YA programs, not their content, there are a number of questions that could be addressed in that regard. The typical types of programs offered, the required investment for those programs, and average attendance rates for each type of program are all compelling topics for future studies. A survey of libraries that do not offer any YA programming might be an engaging study as well, as it could reveal reasons why libraries choose not to provide services to this age group. Though not related to young adult services, a thorough examination of library Web sites might provide a basis for establishing standards in library Web site and OPAC design, standards which are sorely needed if the Web sites searched in this study are any indication. It is hoped that this research will provide a solid foundation from which to pursue these and other studies, as well as encourage public librarians to review and improve their approach to providing young adult services.

References

- Alexander, L. B. & Miselis, S. D. (2007). Barriers to GLBTQ collection development and strategies for overcoming them. *Young Adult Library Services, 5*(3), 43-49.
- Agosto, D. E. (2013). The big picture of YA services. *Young Adult Library Services, 11*(3), 13-18.
- Benway, N. D. (2010). Fine art programs, teens, and libraries: Changing lives one program at a time. *Young Adult Library Services, 9*(1), 28-30.
- Buono, M. P. & Kordeliski, A. (2013). Connect, create, collaborate. *Young Adult Library Services, 11*(2), 30-40.
- Cart, M. (1998). Young adult library service redux? -- some preliminary findings. *Journal of Youth Services in Libraries, 11*(4), 391-395.
- Edwards, M. A. (1969). *The fair garden and the swarm of beasts: The library and the young adult*. Chicago: American Library Association.
- Holley, P. (2010). "Best" book selection through the years. *Young Adult Library Services, 8*(3), 32-37.
- Information Today, Inc. (2013). *American library directory 2013-2014*. Medford, NJ: Information Today, Inc.
- Leedy, P. D. & Ormrod, J. E. (2010). *Practical research: Planning and design*. Boston: Pearson Education, Inc.
- Machado, J., Lentz, B., & Wallace, R. (2000). A survey of best practices in youth services around the country: A view from one library. *Journal of Youth Services in Libraries, 13*(2), 30-35.
- Naidoo, J. C. & Vargas, L. F. (2011). Libraries bridging the borderlands: Reaching Latino tweens and teens with targeted programming and collections. *Young Adult Library Services, 9*(4), 13-20.
- Noh, Y. (2012). The impact of university library resources on university research achievement outputs. *Aslib Proceedings, 64*(2), 109-133.
- Nowak, Kristine. (2011). Serving teens in the public library. *Kentucky Libraries, 75*(3), 6-11.
- Rauch, E. W. (2011). GLBTQ Collections are for every library serving teens. *Teacher Librarian, 39*(1), 13-16.
- Smith, K. M. (2006). The power of information: Creating a YA Nonfiction collection. *Young Adult Library Services, 5*(1), 28-30.
- Starr, C. (2016). A brief history of the Young Adult Services Division. Retrieved from www.ala.org/yalsa/aboutyalsa/history/briefhistory.
- U.S. Census Bureau. (2011). Current population survey, annual social and economic supplement. Retrieved from www.census.gov/population/age/data/files/2011/2011gender_table24.xlsx
- Winston, M. D. & Paone, K. L. (2001). Reference and information services for young adults: A research study of public libraries in New Jersey. *Reference & User Services Quarterly, 41*(1), 45-50.
- Wong, S. H. R. & Webb, T. D. (2011). Uncovering meaningful correlation between student academic performance and library material usage. *College & Research Libraries, 72*(4), 361-370.
- Wu, M. & Yeh, S. (2012). Effects of undergraduate student computer competence on usage of library electronic collections. *Journal of Library & Information Studies, 10*(1), 1-17.
- YALSA. (2011). YALSA national research agenda. Retrieved from <http://www.ala.org/yalsa/guidelines/research/researchagenda>

Appendix Library YA Programs and YA Materials.

Library Name	YA Programs	YA Collection
Adair County Public Library MO	2	1707
Akron-Summit County Public Library – Odom Branch OH	5	1906
Albany Public Library – Delaware Branch NY	1	1935
Albuquerque-Bernalillo County Library – Juan Tabo Branch NM	6	1873
Alfred Dickey Public Library MI	6	1692
Allen Park Public Library MI	1	7095
Andrews County Library TX	0	2275
Ardmore Public Library OK	0	4036
Argie Cooper Public Library TN	0	229
Arkansas River Valley Regional – Johnson County Branch AR	0	479
Arkport Village Book Center NY	0	280
Atlanta-Fulton Public Library System – Alpharetta Branch GA	8	1830
Atlantic County Library System – Hammonton Branch NJ	4	2140
Augusta Memorial Public Library WI	8	685
Austin Public Library – Carver Branch TX	2	3190
Avon Public Library MA	0	1254
Baldwin Borough Public Library PA	7	192
Baltimore County Public Library – Reisterstown Branch MD	0	2214
Banks Public Library OR	0	2022
Bartlett Public Library District IL	10	2140
Bartram Trail Regional Library GA	0	180
Bear Lake County Free Library ID	0	2683
Berkeley County Library System – Daniel Island Branch SC	1	2115
Bethel Park Public Library PA	6	6268
Bettendorf Public Library IA	19	9294
Boston Public Library – Hyde Park Branch MA	5	7679
Boulder City Library NV	3	1220
Boyle County Public Library KY	0	1480
Branch District Library – Bronson Branch MI	0	527
Bridgeport Public Library – Old Mill Green Branch CT	2	70
Bridgeport Public Library WV	7	3317
Brighton Memorial Library IL	0	136
Brookhaven Free Library NY	7	764
Brooklyn Public Library – Washington Irving Branch NY	9	2584
Bruce Area Library WI	0	513
Buffalo & Erie County Library – East Clinton Branch NY	0	535
Buncombe County Public Libraries – West Asheville Branch NC	0	1010
Burlington County Library – Maple Shade Branch NJ	5	1683
Burlington Public Library WA	4	473
Caldwell Public Library ID	2	779
Camargo Township District Library IL	0	871
Canaan Town Library NH	0	1467

Cape May County Library – Cape May City Branch NJ	0	513
Carlsbad City Library CA	7	3706
Carnegie East Liverpool Public Library OH	0	2903
Carnegie Public Library of Steuben County IN	0	1810
Carnegie-Stout Public Library IA	6	1286
Carrington City Library ND	0	188
Carroll County Library TN	0	104
Carson City Public Library MI	0	782
Cass County Public Library – Drexel Branch MO	3	840
Cass Lake Community Library MN	0	591
Castroville Public Library TX	2	550
Cedar Mill Community Library OR	4	9612
Centralia Regional Library District IL	15	3998
Charles City Public Library IA	0	1889
Charles County Public Library – Potomac Branch MD	4	1942
Charleston County Public Library – James Island Branch SC	0	2345
Charlotte Mecklenburg Library NC	6	3864
Chartiers-Houston Community Library PA	0	1333
Chatham County Public Libraries – Goldston Branch NC	0	376
Chattanooga-Hamilton County Library – Northgate Branch TN	7	2199
Chesterfield County Public Library – Chester Branch VA	2	5154
Clearwater Public Library FL	8	1442
Clermont County Public Library – Williamsburg Branch OH	1	1992
Cleveland Public Library – Memorial Nottingham Branch OH	1	3639
Clinton Community Library NY	0	685
Clymer-French Creek Free Library NY	0	43
Coffey County Library – Leroy Branch KS	0	502
Columbia County Library AR	3	1799
Columbus Metropolitan Library – New Albany Branch OH	0	1987
Community District Library – Bently Memorial Branch MI	2	115
Contra Costa County Library – Walnut Creek Branch CA	5	662
Coraopolis Memorial Library PA	0	134
County of LA Public Library – Alrondra Branch CA	1	2173
County of LA Public Library – Huntington Park Branch CA	10	3663
County of LA Public Library – San Fernando Branch CA	2	3220
Cove City Public Library NC	0	131
Covington-Veedersburg Public Library IN	0	944
Creve Coeur Public Library District IL	1	490
Cromain District Library – Crossroads Branch MI	0	88
Crowell Public Library CA	7	1931
Cumberland-County Public Library – N Regional Branch NC	7	1883
Dakota County Library System – Robert Trail Branch MN	5	5116
Dallas Public Library – Dallas West Branch TX	0	852
Dayton Metro Library – East Branch OH	3	1547

De Soto Trail Regional Library GA	0	420
Delta Community Library AK	0	73
Desoto Public Library TX	0	2540
Detroit Public Library – Duffield Branch MI	0	1239
District of Columbia Public Library – Mt. Pleasant Branch DC	8	3258
Dixie Regional Library System – Edmondson Branch MS	0	17
Dolores Library District CO	0	170
Douglas County Libraries – Parker Branch CO	7	1677
Douglas County Library System – Reedsport Branch OR	0	1195
Douglas/Coffee County Public Library GA	6	320
Dover Public Library NH	0	3042
Duchesne Library – Roosevelt Branch UT	0	3270
East Berlin Community Library PA	0	377
East Central Georgia Regional Library GA	8	2770
East Central Regional Library – Aitkin Public Branch MN	0	123
East Haddam Free Public Library CT	9	264
East Hampton Public Library CT	4	2886
East Hanover Township Free Public Library NJ	7	2388
East Saint Louis Public Library IL	0	456
Eastern Shore Public Library – Northampton Branch VA	0	13
Eastwood Branch – Birmingham Public Library AL	1	208
Enoch Pratt Free Library – Light Street Branch MD	6	1914
Enterprise Public Library AL	0	1761
Enterprise Public Library OR	0	1771
Estherville Public Library IA	0	2103
Evansville Vanderburg Public Library – Oaklyn Branch IN	1	1750
Evelyn Thornton-Warrior Public Library AL	0	868
Falmouth Public Library MA	3	1117
Flint River Regional – J Joel Edwards Branch GA	0	55
Florence Community Library AZ	0	1792
Fond du Lac Public Library WI	8	3015
Fort Loudon Community Library PA	0	287
Fort Lupton Public & School Library CO	12	4055
Fort Worth Library – East Regional Branch TX	2	1945
Franklin County Library – Louisburg Main Branch NC	0	680
Franklin Parish Library – Wisner Branch LA	0	90
Franklin Square Public Library NY	5	2141
Frederick County Public Libraries – Urbana Branch MD	5	4758
Free Library of Philadelphia – Katharine Drexel Branch PA	0	1107
Free Library of Philadelphia – Nicetown-Tioga Branch PA	0	917
Freehold Public Library NJ	2	258
Freeman Public Library SD	0	833
Fremont Public Library IN	8	1526
Fresno County Public Library CA	7	893

Fullerton Public Library CA	19	2023
Gallia County District Library OH	0	1726
Genessee District Library – Gaines Station Branch MI	0	22
Gilbert Public Library NE	0	492
Grand Ledge Area District Library MI	4	724
Grand Marais Public Library MN	0	652
Great River Regional Library – Long Prairie Branch MN	0	451
Greece Public Library – Barnard Crossing Branch NY	0	1362
Green Free Library PA	0	1067
Greene County Public Library – Xenia Branch OH	8	7852
Greenville County Library System – Berea Branch SC	0	1889
Greenwood Public Library DL	2	866
Grove City Community Library PA	1	909
Gulfport Public Library FL	9	394
Hales Corners Library WI	1	779
Hamlin Memorial Library AP	0	1996
Hancock County Public Library KY	0	356
Harmony Library RI	0	1631
Harris County Public Library – Kingwood Branch TX	20	9534
Harrisville Public Library MS	0	17
Hartford Library VT	0	248
Hartford Public Library – Albany Branch CT	2	60
Hatfield Public Library MA	5	1419
Hazard Library Association NY	0	27
Helen M Plum Memorial Library District IL	2	4194
Hennepin County Library – Long Lake Branch MN	0	351
Henryetta Public Library OK	0	592
Hewlett-Woodmere Public Library NY	6	10876
Hillsboro Public Library IL	0	125
Hilo Public Library HI	0	18472
Houston Public Library – WLD Johnson Branch	0	1521
Howard County Library System – Central Branch MD	10	4436
Humboldt County – Eureka Branch CA	0	1805
Hurt-Battelle Memorial Library of West Jefferson OH	0	1012
Iberia Parish Library – Jeanerette Branch LA	0	832
Iberville Parish Library – Bayou Sorrel Branch LA	0	159
Indianapolis-Marion County Public Library – Flanner Branch IN	0	62
Iosco-Arenac District Library – Tawas Branch MI	0	115
Irvington Public Library NY	7	1005
Jackson City Library OH	0	2449
Jackson County Library Services – Gold Hill Branch OR	0	286
Jacksonville Public Library – University Park Branch FL	11	7439
Jay-Niles Memorial Library ME	0	1848
Jefferson Parish Library – Live Oak Branch LA	0	1117

Jersey City Free Public Library – Greenville Branch NJ	0	1971
Jetmore Public Library KS	0	150
Johnson County Library – Shawnee Branch KS	2	3671
Julia Hull District Library IL	3	244
Juniata County Library Inc PA	6	1033
Kenosha Public Library – Southwest Branch WI	7	5320
Kitchell Memorial Library IL	0	82
Klamath County Library Services District – Main Branch OR	8	2346
Knox County Public Library – South Knoxville Branch TN	0	13030
Kokomo-Howard Public Library – Russiaville Branch IN	0	1059
Kootenai-Shoshone Area Libraries – Hayden Branch ID	10	1407
L'anse Area School & Public Library MI	0	2120
La Grange Park Public Library District IL	8	941
Lake Agassiz Regional Library – Breckenridge Branch MN	7	171
Lake Park Public Library IA	0	544
Lancaster Community Library VA	0	384
Lawrence County Public Library AL	0	2303
Le Roy Public Library MN	0	3317
Lee County Public Library GA	0	540
Leesburg Public Library FL	10	4861
Leroy Collins Leon County Public Library FL	4	6048
Limon Memorial Public Library CO	0	85
Linebaugh Public Library TN	2	6953
Lisbon Public Library NH	0	2169
Live Oak Public Libraries – Springfield Branch GA	2	1745
Livingston Parish Library LA	7	3241
Livingston-Park County Public Library MT	9	255
Llano County Public Library TX	8	753
Lonesome Pine Regional Library – Lee County Branch VA	0	641
Long Beach Public Library – Point Lookout Branch NY	0	660
Lorain Public Library System – Domonkas Branch OH	5	5443
LA Public Library System – Lake View Terrace Branch CA	2	2677
LA Public Library System – Westchester-Loyola Branch CA	1	2683
LA Public Library System – Central Branch CA	37	6452
Louisville Free Public Library – Fairdale Branch KY	6	1791
Lower Merion Library System – Belmont Hills Branch PA	0	409
Malvern Public Library IA	0	472
Manheim Community Library PA	0	173
Manheim Township Public Library PA	5	347
Maricopa Library – Litchfield Park Branch AZ	3	1058
Marion County Public Library WV	6	2882
Martha Canfield Memorial Free Library VT	0	996
Martins Ferry Public Library – Powhatan Point Branch OH	0	23
Mary H Weir Public Library WV	0	1142

Mathews Memorial Library VA	0	350
McCook Public Library District IL	0	172
McGregor-McKinney Public Library AL	1	1502
McLean-Mercer Regional Library – Turtle Lake Branch ND	0	101
Memphis Public Library – Cherokee Branch TN	0	1272
Menominee County Library MI	0	940
Merced County Library – Los Banos Branch CA	2	130
Mesa Public Library AZ	5	8664
Mid-Continent Public Library – Excelsior Springs Branch MO	6	2021
Middlesex County Public Library VA	0	242
Milford Town Library MA	21	2600
Mill Memorial Library PA	0	907
Minerva Public Library OH	0	4959
Missouri Valley Public Library IA	0	1558
Monterey County Free Libraries – Castroville Branch CA	2	1168
Montgomery County Public Library – Praisner Branch MD	9	2711
Morristown & Morris Township Library NJ	8	2969
Moultrie-Colquitt County Library GA	0	210
Moundsville-Marshall County Public Library WV	0	549
Muleshoe Area Public Library TX	0	931
Nashville Public Library NC	0	25
National City Public Library CA	0	1281
New London Public Library OH	3	2206
New York Public Library – Dongan Hills Branch NY	10	2974
New York Public Library – Muhlenberg Branch NY	8	3697
New York Public Library – Tompkins Square Branch NY	0	3322
Newbury Town Library MA	2	310
Newton Public Library IA	2	4168
Newton Public Library IL	0	290
North Central Regional Library – Twisp Branch WA	0	135
North Logan City Library UT	7	391
North Olympic Library System – Sequim Branch WA	0	2159
North Tonawanda Public Library NY	9	2246
Northampton Area Public Library PA	1	1695
Northeast Regional Library – Burnsville Branch MS	0	547
Novi Public Library MI	7	8654
OC Public Libraries – Chapman Branch CA	0	921
Okeechobee County Public Library FL	0	769
Old Lyme – Phoebe Griffin Noyes Library CT	8	513
Onondaga County Public Library – Salina Branch NY	7	1116
Ontario City Library CA	14	7979
Ord Township Library NE	0	623
Oswego Public Library District IL	14	2979
Otterbein Public Library IN	0	236

Owen County Public Library KY	18	574
Palm Bay Public Library FL	0	188
Pamunkey Regional Library – Mechanicsville Branch VA	1	3715
Pankhurst Memorial Library IL	0	60
Paris Public Library TX	0	1009
Parish Public Library NY	0	195
Pataskala Public Library OH	1	3358
Paterson Free Public Library – Danforth Branch NJ	18	5659
Pearl City Public Library HI	0	11513
Pierce County Library System – Buckley Branch WA	1	947
Pike-Amite-Walthall Library System – Gloster Branch MS	0	5
Pima County – Eckstrom-Columbus Branch AZ	2	3161
Pine Forest Regional Library – Powell Branch MS	0	10
Pine Mountain Regional Library GA	0	125
Pittsfield Public Library IL	0	340
Placentia Library CA	0	108
Plaquemines Parish Library – Belle Chasse Branch LA	0	1049
Plum Borough Community Library PA	0	139
Poquoson Public Library VA	2	3452
Public Libraries of Saginaw – Zael Branch MI	0	390
Public Library of Cincinnati & Hamilton – Cheviot Branch OH	11	1396
Public Library of Cincinnati & Hamilton – Pleasant Ridge OH	2	1802
Pueblo City-County Library District – Barkman Branch CO	3	1704
Putnam County Library – Ottoville-Monterey Branch OH	0	918
Queens Borough Public Library – Glendale Branch NY	0	1309
Queens Borough Public Library – Seaside Branch NY	0	1167
Randall Library MA	0	567
Readfield Community Library ME	0	194
Richmond Public Library – Westover Hills Branch VA	0	2406
Rio Rancho Public Library NM	6	3702
Riverside Public Library CA	8	4444
Riverside Regional Library – Oran Branch MO	0	578
Robert J Kleberg Public Library TX	0	2867
Rock Island Public Library IL	9	2803
Rockaway Borough Free Public Library NJ	8	420
Rocky River Public Library OH	8	5159
Rosendale Library NY	0	635
Ruth L Rockwood Memorial Library NJ	6	11754
Rutland Free Library VT	3	706
S White Dickinson Memorial Library MA	0	1220
Saegertown Area Library PA	1	724
Safety Harbor Public Library FL	16	684
Safford City-Graham County Library AZ	0	228
Saint Charles City Library District – Spencer Road Branch MO	9	5040

Saint Helena Public Library CA	7	298
Saint Louis County Library – Thornhill Branch MO	5	2098
Saint Mary Parish Library – Amelia Branch LA	0	1180
Saint Paul Public Library – Rondo Branch MN	13	4137
Saint Tammany Parish Library – Lacombe Branch LA	2	401
Salt Lake City Public Library – Sweet Branch UT	1	1278
San Augustine Public Library TX	0	39
San Bernardino County Library – Phelan Branch CA	8	1554
San Diego County Library – Jacumba Branch CA	1	366
San Diego Public Library – Mission Valley Branch CA	6	339
San Jose Public Library CA	3	1856
Santa Maria Public Library – Orcutt Branch CA	0	205
Schenectady County Public Library – Niskayuna Branch NY	1	1965
Schleicher County Public Library TX	0	172
Schuyler Public Library NE	0	522
Seattle Public Library – Northgate Branch WA	4	7106
Shenandoah County Library VA	2	2583
Shreve Memorial Library – North Caddo Branch LA	5	2149
Shrewsbury Public Library VT	0	47
Six Mile Regional Library District – District Branch IL	0	1836
Sno-Isle Libraries – Coupeville Branch WA	0	455
Solon Public Library IA	0	187
Somerset Public Library MA	17	3862
Southington Public Library and Museum CT	3	1462
Southside Regional Library – RT Arnold Branch VA	1	355
Spencer County Public Library – Marylee Vogel Branch IN	0	78
Stair Public Library MI	0	379
Stark County District Library – Plain Community Branch OH	4	10533
Stockton Springs Community Library ME	0	167
Stockton-San Joaquin County – Maya Angelou Branch CA	2	2138
Stow-Munroe Falls Public Library OH	10	5276
Stroud Public Library OK	0	55
Sumter County Library – South Sumter Branch SC	0	54
Sussex County Library System – Dennis Branch NJ	10	2270
Sutton County Library TX	0	80
Tampa-Hillsborough Library System – West Tampa Branch FL	4	837
Thomas Crane Public Library – North Quincy Branch MA	0	1504
Thompson Home Public Library MI	0	915
Timberland Regional Library – Naselle Branch WA	1	587
Toledo Public Library IA	0	412
Town of Ulster Public Library NY	8	2778
Tracy Memorial Library NH	0	1860
Treat Memorial Library ME	0	2987
Truro Public Library MA	3	513

Tulsa City-County Library – Zarrow Branch OK	1	2326
Ukiah Public Library OR	0	47
Universal City Public Library TX	0	947
Utica Public Library NY	9	3325
Vanceboro Public Library NC	0	256
Ventura County Library – Fillmore Branch CA	0	1878
Village Library of Morris NY	0	321
Wake County Public Library – Fayetteville St Branch NC	3	104
Warren County Library NJ	10	2083
Warren Public Library – Civic Center Branch MI	3	6480
Warren Public Library VT	0	150
Washington County Public Library KY	7	652
Washington Township Public Library IN	7	3069
Wayland Free Library NY	0	1441
Wayland Free Public Library MA	3	1028
Wayne County Public Library WV	0	424
Webermeier Memorial Public Library NE	0	460
Wellington Public Library KS	3	1166
Wernersville Public Library PA	0	85
West Branch Public Library IA	0	764
West Palm Beach Public Library FL	20	6525
Westfield Washington Public Library IN	22	3423
Westmoreland Public Library TN	0	528
White County Public Library GA	0	130
White County Regional – Lyda Miller Branch AR	0	419
Whittier Public Library CA	0	5094
Wicasset Public Library ME	0	193
Willet Free Library RI	0	363
Wilson County Public Library – Black Creek Branch NC	0	1009
Wilson Public Library NE	4	595
Windham Public Library NY	0	1783
Wyoming County Public Library – Pineville Branch WV	0	278
York County Library System – Dover Branch PA	0	227
Yuma County Library – Roll Branch AZ	0	754