

Thermodynamics of phase formation in the quantum critical metal $\text{Sr}_3\text{Ru}_2\text{O}_7$

A. W. Rost^{a,1}, S. A. Grigera^{a,b}, J. A. N. Bruin^a, R. S. Perry^c, D. Tian^a, S. Raghu^d, Steven Allan Kivelson^{a,1}, and A. P. Mackenzie^{a,1}

^aScottish Universities Physics Alliance (SUPA), School of Physics and Astronomy, University of St. Andrews, St Andrews KY16 9SS, United Kingdom;

^bInstituto de Física de Líquidos y Sistemas Biológicos, Universidad Nacional de La Plata (UNLP)–Consejo Nacional de Investigaciones Científicas y Técnicas (CONICET), 1900 La Plata, Argentina; ^cScottish Universities Physics Alliance (SUPA), School of Physics, University of Edinburgh, Mayfield Road, Edinburgh EH9 3JZ, United Kingdom; ^dDepartment of Physics and Astronomy, Rice University, Houston, TX 77005; and ^eDepartment of Physics, Stanford University, Stanford, CA 94305

Contributed by Steven Allan Kivelson, August 17, 2011 (sent for review May 15, 2011)

The behavior of matter near zero temperature continuous phase transitions, or “quantum critical points” is a central topic of study in condensed matter physics. In fermionic systems, fundamental questions remain unanswered: the nature of the quantum critical regime is unclear because of the apparent breakdown of the concept of the quasiparticle, a cornerstone of existing theories of strongly interacting metals. Even less is known experimentally about the formation of ordered phases from such a quantum critical “soup.” Here, we report a study of the specific heat across the phase diagram of the model system $\text{Sr}_3\text{Ru}_2\text{O}_7$, which features an anomalous phase whose transport properties are consistent with those of an electronic nematic. We show that this phase, which exists at low temperatures in a narrow range of magnetic fields, forms directly from a quantum critical state, and contains more entropy than mean-field calculations predict. Our results suggest that this extra entropy is due to remnant degrees of freedom from the highly entropic state above T_c . The associated quantum critical point, which is “concealed” by the nematic phase, separates two Fermi liquids, neither of which has an identifiable spontaneously broken symmetry, but which likely differ in the topology of their Fermi surfaces.

heavy Fermion behavior | nematic metal

One of the most striking empirical facts about quantum criticality is that, in systems with low disorder, the approach to quantum critical points (QCPs) is often cut off by the formation of new broken symmetry phases. Although this phase formation is widely discussed (1–4), thermodynamic data probing how it occurs are surprisingly sparse. The properties of a low temperature ordered phase are usually linked to those of the metal from which it condenses. Many states form from the background of well understood Fermi liquids, so investigations of the metal are used to gain insight into the properties of the ordered phase. For example, the existence of sharply defined quasiparticles in a simple (Fermi liquid) metal implies the well known “Cooper instability” that leads to the formation of a low temperature superconducting state, and the spectrum of phonons and/or magnetic excitations determines the structure of the gap function in that state. The case of phase formation from a quantum critical background is more challenging and possibly richer, because the metal itself is so mysterious; understanding the thermodynamics of phase formation might yield insight into the quantum critical metal as well as the ordered phase.

In-depth studies of the specific heat are difficult in prototypical quantum critical superconductors such as CeIn_3 and CePd_2Si_2 because of the need to work in pressure cells. Both constructing measurement apparatus suited to the high pressure environment and subtracting the huge addenda background due to the pressure cell are challenging experimental problems that have not yet fully been solved. In this paper we give a concrete example in which the material can be tuned through the quantum critical regime using magnetic field rather than pressure as the tuning

parameter, enabling comprehensive measurement of the specific heat.

Interest in careful experimental studies of quantum criticality in metals has been further stimulated by a recent theoretical development that cuts across fields of physics, the so called “AdS-CFT” correspondence, based on dualities between conformal field theories (which presumably describe quantum critical systems) and a higher dimensional quantum gravity. In some cases, the quantum gravity is solvable, even though the conformal field theory is strongly interacting and hence impossible to analyze directly (5). As a result, novel strongly interacting “non-Fermi-liquid” critical theories have been characterized, and correspondingly the range of possible critical behaviors that can be imagined has been expanded. It is presently unclear whether any of the new critical theories apply to any realizable condensed matter system. Thermodynamic data from quantum critical materials are particularly desirable in order to investigate this possibility, and to place experimental constraints on the developing theories.

Here, we report the results of a study of the heat capacity of the field-tuned quantum critical system $\text{Sr}_3\text{Ru}_2\text{O}_7$, the $n = 2$ member of the $\text{Sr}_{n+1}\text{Ru}_n\text{O}_{3n+1}$ Ruddlesden-Popper series of layered ruthenates. $\text{Sr}_3\text{Ru}_2\text{O}_7$ consists of strongly coupled Ru-O bilayers, weakly coupled together to form a material with quasi two-dimensional conduction, based on hybridized Ru $4d$ -O $2p$ bands (6). The purity of our crystals can be characterized in terms of the residual ($T \rightarrow 0$) resistivity at $H = 0$, which we express in terms of an inferred mean-free path, ℓ . Samples with $\ell \sim 300 \text{ \AA}$ display transport properties consistent with the existence of a field-tuned QCP at $\mu_0 H_c = 7.9 \text{ T}$ and ambient pressure (7, 8). In still purer samples with an order of magnitude larger mean-free path, the approach to this QCP is cut off by the formation of a new phase (9, 10) associated with anisotropic magneto-transport suggesting the presence of nematic electronic order (11, 12). A schematic summary of the main features of $\text{Sr}_3\text{Ru}_2\text{O}_7$ established by previous work is shown in Fig. 1. Although the QCP is hidden by the new phase, its fluctuations still dominate the broader phase diagram. $\text{Sr}_3\text{Ru}_2\text{O}_7$ is therefore an ideal system in which to study the thermodynamics of phase formation against a background of quantum criticality.

Author contributions: A.W.R., S.A.G., and A.P.M. designed research; A.W.R., S.A.G., J.A.N.B., R.S.P., D.T., S.R., S.A.K., and A.P.M. performed research; A.W.R., S.A.G., J.A.N.B., R.S.P., D.T., and A.P.M. analyzed data; and A.W.R., S.A.G., S.R., S.A.K., and A.P.M. wrote the paper.

The authors declare no conflict of interest.

Freely available online through the PNAS open access option.

¹To whom correspondence may be addressed. E-mail: ar35@st-and.ac.uk, or Kivelson@stanford.edu, or apm9@st-and.ac.uk.

This article contains supporting information online at www.pnas.org/lookup/suppl/doi:10.1073/pnas.1112775108/-DCSupplemental.

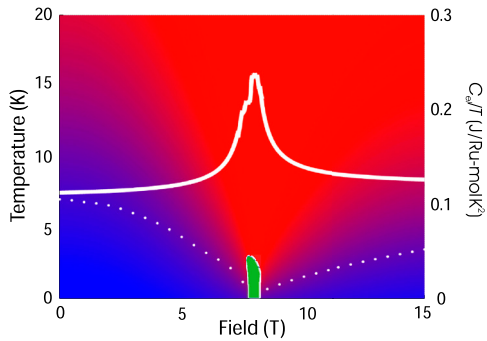


Fig. 1. A schematic phase diagram for $\text{Sr}_3\text{Ru}_2\text{O}_7$ with magnetic field applied parallel to the crystallographic c axis, based on a combination of transport (7, 9, 10, 11, 13), thermal expansion (14), nuclear magnetic resonance (15) and quantum oscillations (16). Below a crossover temperature T^* sketched by the dotted white line, Fermi liquids are seen at both low and high magnetic fields (blue shading). T^* , which is defined by thermodynamic measurements (14, Fig. 3C below) is depressed towards $T = 0$ at a critical field H_c of approximately 7.9 T, accompanied by the appearance of non-Fermi liquid temperature dependence of transport and thermodynamic properties (red shading) and features in magnetization (7, 13). In zero applied field, $T^* \sim 10$ K, and the material has a substantial specific heat coefficient of 110 mJ/molRuK², corresponding to large quasiparticle band renormalizations of a factor 10–30 compared with the predictions of LDA band calculations (17, 18). The solid white lines sketch the field dependence of the electronic specific heat at 250 mK. The specific heat coefficient rises sharply as H_c is approached from both the low and high-field sides (19). All of these observations are consistent with the existence of a QCP at 7.9 T, but in the highest purity samples, with mean-free paths of several thousand Å, the approach to the QCP is hidden by the formation of a new phase, which is associated with the onset of anisotropic transport (10, 11). The phase is indicated by the green shaded region, entered by first order phase transitions at low temperatures (solid white boundary) and a continuous transition at high temperatures (dashed white boundary). The temperature scale of this ordered phase has been multiplied by a factor of two for visual clarity. Approaching the quantum critical region at low temperatures from the low-field side, the effective mass determined from the specific heat has an apparent divergence, $m^* \sim [(H - H_c)/H_c]^{-1}$ as a function of increasing H , which is then cut-off near where the nematic phase occurs. The formation of the nematic phase is then accompanied by a small jump in entropy, followed by a drop on exit at the high field side (19).

Results

In Fig. 2 we show the in-plane resistance (ρ) and electronic specific heat (C_{el}/T) for $\text{Sr}_3\text{Ru}_2\text{O}_7$ cooling from 18 K to 250 mK at 7.9 T in a single crystal with $\ell \sim 3,000$ Å. Entry into the ordered phase at $T_c = 1.2$ K is marked by a kink in ρ and a step in C_{el}/T , but the data at higher temperatures are equally striking. For over a decade of temperature, ρ is nearly perfectly linear in T , with C_{el}/T varying as $\ln T$ over the same range. Somewhat similar behavior has been observed in association with quantum criticality in a variety of other materials. In the present case these functional dependences are obeyed with high accuracy all the way down to T_c .

Before describing the phase formation in more depth, we turn our attention to the thermodynamic signatures of the hidden quantum critical point. Fig. 3A shows the evolution of the total specific heat below 40 K, in both zero applied field and at 7.9 T. Above 20 K, C/T is field-independent, and can be fitted to high accuracy with the sum of a Debye model for the phonon contribution and a Fermi liquid constant term of $C/T = 70$ mJ/Ru-mol K². Below 20 K, additional heat capacity is seen at both fields. The logarithmically diverging term highlighted in Fig. 2 dominates the data at 7.9 T, while a broad hump appears in zero applied field. The specific heat data of Fig. 3A suggest that the quantum critical states might be formed from the depression towards $T = 0$ of a low energy scale, $k_B T^*$, identified with the hump seen in zero field. As shown in Fig. 3B, this energy scale depression is what occurs.

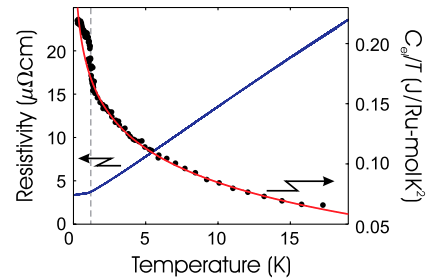


Fig. 2. Resistivity (blue) and electronic specific heat (black dots) data for $\text{Sr}_3\text{Ru}_2\text{O}_7$ on cooling at the critical field of 7.9 T. The resistivity was measured between 100 mK and 18 K in a continuous run using an adiabatic demagnetization refrigerator, and the results of both up and down sweeps are shown. The dotted gray line indicates the critical temperature of the nematic phase, and the red curve is a fit of the form $C_{\text{el}} = T \ln T$ to the data between 1.4 K and 18 K, extrapolated to 100 mK.

As the field is increased, the hump sharpens and T^* moves towards $T = 0$ as H approaches H_c , before beginning to grow again for fields higher than H_c . Plotting the position of the maximum for each of the fields studied demonstrates this depression and reemergence of T^* (Fig. 3C).

Further indications that the depression of a single energy scale is at the root of the quantum critical behavior come from plotting the temperature dependence of the entropy at fields across the quantum critical region (Fig. 3D—details are given in the *SI Text: S11*). By 15 K, just over 10% of $R \ln 2$ entropy per Ru is recovered at each of the applied fields*. Interpretations of this behavior will be discussed below, but independent of these, the data in Figs. 2 and 3 provide compelling evidence that the $H - T$ phase diagram of $\text{Sr}_3\text{Ru}_2\text{O}_7$ is determined by the physics of quantum criticality.

As discussed below, features similar to those reported here have been observed in other quantum critical systems, although in those cases they have typically been associated with Kondo lattice physics which is not directly applicable to $\text{Sr}_3\text{Ru}_2\text{O}_7$. The fact that this quantum critical behavior is observed with such clarity in this d -electron metal is one of our main experimental findings.

The value of $T^*(H)$ inferred from the specific heat maximum correlates with the onset of a quadratic scattering rate in the resistivity for $T < T^*(H)$, as shown in the *SI Text: S12*, as well as with a peak in the thermal expansion at $T \sim T^*(H)$ for H close to H_c (14), so it is reasonable to think of $T^*(H)$ as the scale of the renormalized Fermi temperature. By $H = H_c \pm 0.1$ T (the field width of the nematic phase) T^* has fallen to below 1 K, so the transition into the phase at 1.2 K occurs not from a Fermi liquid but directly from a metallic state dominated by quantum critical fluctuations.

In Fig. 4A we show data for C_{el}/T below 1.4 K at eight fields, four outside the ordered phase and four cooling down into it. Outside the phase, C_{el}/T either falls slightly with decreasing T (if the peak of Fig. 3B is at a low enough temperature that its falling edge still affects the data) or is approximately constant, as expected for a fully formed Fermi liquid. At the fields cooling into the phase, qualitatively different behavior is seen. There is a step centered on approximately 1.2 K, followed by a C_{el}/T that rises, approximately linearly, as the temperature drops further. The data are precise; as seen on the expanded scale of Fig. 4B, the midpoint of the step moves systematically down in temperature by approximately 60 mK as the field is increased from 7.9 T to 7.975 T. This shift is in excellent accord with the detailed shape of the phase diagram obtained previously using transport, thermal expansion and susceptibility (10). Here the most important point empirically is that the linear rise in C_{el}/T is observed only

*Above this temperature there is increasing noise due to the range of integration combined with a weak field dependence consistent with the known temperature dependence of the magnetisation (see *SI Text: S13*).

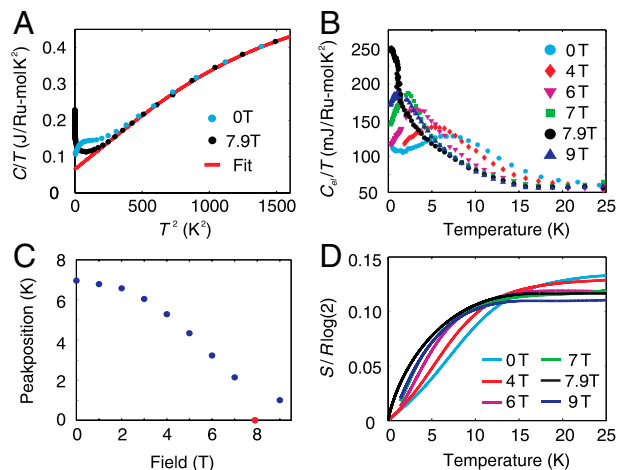


FIG. 3. (A): Total specific heat divided by temperature for Sr₃Ru₂O₇ plotted against the square of temperature between 250 mK and 40 K in zero field (blue) and at 7.9 T (black). The red line is a fit to the field-independent data above 20 K. It is the sum of a noncritical Fermi liquid component and a phonon contribution (16). (B): The temperature dependence of the electronic specific heat (after subtraction of the phonon background) as the field is tuned through the quantum critical region. The hump seen in zero field sharpens and is depressed to progressively lower temperatures as the critical field is approached before reappearing on the high field side of the transition. The temperature at which the maximum occurs at each measured field is shown in box (C) (blue dots). At 7.9 T no maximum is seen and based on previous data from more disordered samples it is assumed to occur at $T = 0$ (red dot). In box (D) we show the evolution of the entropy at each of the fields for which data are displayed in (B).

within the ordered phase and never outside it. Linear terms in C_{e1}/T have been seen in strongly mass-renormalized Fermi liquids at low temperatures (20, 21), and it is known that they can arise due to nonanalytic terms in the Fermi liquid expansion (22). For that physics to be the source of our observations, however, the Fermi liquid parameters of the metals in and outside the ordered phase would have to differ strongly, something for which there appears to be little evidence (16).

Discussion

The data presented in Figs. 2–4 present a number of challenges to our understanding both of quantum criticality and of phase formation from a quantum critical background. The specific heat and entropy data of Fig. 3 B and D are similar to observations in classic heavy fermion compounds (2, 3, 23–27). In those f -electron systems, the local f -moments provide the entropy ($R \ln 2$ per spin) of classical two-state fluctuators at high temperatures. As the temperature is lowered, these spins are incorporated into the Fermi sea via the Kondo effect, after which the entropy drops linearly with T at sufficiently low temperatures as implied by the Pauli principle restrictions of the Fermi liquid and the third law of thermodynamics. The energy scale associated with the hump in C/T is associated with the Kondo temperature T_K and the renormalized Fermi temperature T_F , the two being related. For reasons that are not fully understood, $T_K \rightarrow 0$ on the approach to heavy fermion quantum critical points, leading to a diverging effective mass (23, 28). The tuning parameter for these heavy fermion QCPs can be pressure, chemical composition or magnetic field as in, for example, YbRh₂Si₂ and CeAuSb₂ (26, 27). However, note that, in the majority of systems, the phase diagrams are “asymmetric,” with a magnetically ordered phase at low values of tuning parameter $h < h_c$ and a quantum disordered state for $h > h_c$.

In metamagnetic systems like Sr₃Ru₂O₇, the phase diagram is symmetric, with Fermi liquids for both $h < h_c$ and $h > h_c$, but we observe similar thermodynamics. A large entropy in excess of 10% of $R \ln 2$ per Ru begins to be quenched as the temperature

drops below 20 K, with the drop becoming approximately linear at sufficiently low T . The closer the field is to 7.9 T, the larger the slope when the linear regime is reached, so the higher the effective mass of the resultant low temperature Fermi liquid. Previous field sweeps of C_{e1}/T and the magnetocaloric effect have directly established the existence of a Fermi liquid at 250 mK for fields below 7.5 T and above 8.5 T (19) with an appropriately field-dependent effective mass, as summarized in Fig. 1; the current data show that this mass divergence is produced by the depression of the energy scale defined from the specific heat, $k_B T^*$.

Although the thermodynamic observations are similar to those made on heavy fermion systems, the microscopics cannot be, because Sr₃Ru₂O₇ has no f -electrons and hence no obvious source of fluctuating local moments, and no proximate ferromagnetic or antiferromagnetic phase on one side of the quantum critical point where these moments spontaneously order to form a broken symmetry state. Instead, we believe that a more general picture exists. We speculate that other, emergent low energy modes in the neighborhood of a quantum critical point can play qualitatively the same role. Above a characteristic energy scale which governs the quantum dynamics of the collective modes (and which vanishes at criticality), they are effectively classical and so make a contribution to the entropy which is large compared to that of the fermionic reservoir. However, at lower temperatures, the entire system forms a renormalized Fermi liquid, which therefore must have a heavy mass. The specific heat data of Fig. 2A suggest that a background fermionic reservoir and the low energy scale both exist in Sr₃Ru₂O₇. (Our specific heat data are also similar to observations in the d -band metal-insulator system Fe_{1-x}Mn_xSi (29), although the disorder levels are much higher in that case.)

As illustrated in Fig. 4, phase formation in Sr₃Ru₂O₇ also has unusual properties. Some insight can be obtained into the observed behavior by considering two different ways in which ordering affects the electronic structure of a system at mean-field level. One is by opening an energy gap on much or all of the Fermi surface. In this case, minimization of $F = U - TS$ is achieved by making a large saving in U that outweighs the cost of reducing the entropy below T_c . However, not all order involves gapping, and one would expect that in such situations, the minimization of F would be achieved without as strong a reduction of S below T_c . As an illustration, we have compared the measured temperature dependence of the entropy saving $\Delta S = S_{\text{ord}} - S_{\text{norm}}$ with the same quantity calculated in two simple mean-field models. (Here S_{ord} is the measured entropy in the ordered phase, and S_{norm} is the normal state entropy from above T_c extrapolated into the ordered phase.) To represent the behavior of an ordered state which gaps the Fermi surface, we have computed ΔS in the mean-field description of the transition to an s -wave superconducting state produced by a weak, local attraction between electrons. As a model of a gapless ordered state, we considered the mean-field description of a Pomeranchuk transition to a nematic state with a distorted Fermi surface under circumstances in which the spin-up Fermi surface intersects the van Hove point. Indeed, in both models we have considered fine-tuned conditions in which a portion of the Fermi surface passes through a van Hove singularity so that the normal state S/T is logarithmically divergent as $T \rightarrow 0$, as it is in the experiment. (See *SI Text: SI4* for the explicit details of the models). From Fig. 4C, one can see that in the fully gapped system (red), $\Delta S(T)$ has a deep minimum at $T = T_c/2$ where $\Delta S/S(T_c) = -0.31$. By contrast, in the nematic model (blue), although the entropy still dips below T_c , the dip is much shallower, with a minimum of only $\Delta S/S(T_c) = -0.14$ at $T \approx 0.5T_c$.

[†]The fact that this entropy is 10% of $R \ln 2$ rather than the full value is not of crucial importance to the arguments given in the text, because not all states in the Brillouin zone need to be contributing to the specific heat peak.

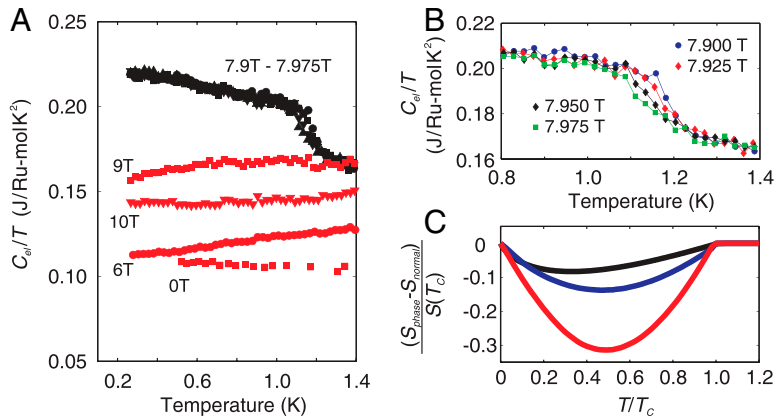


Fig. 4. (A): Low temperature electronic specific heat divided by temperature for four fields above and below the nematic phase (red) and four within it (black). The transition into the phase is marked by the step-like feature centered on approximately 1.15 K. (B): The transition region on an expanded scale, showing the systematic trend for the transition to be depressed to lower temperatures as the field is increased, in agreement with the known phase diagram (10). (C): The entropy saving as a function of temperature at 7.9 T, expressed as a fraction of that at T_c (black) compared with the results of two example model calculations: a phase opening a full gap (red) and a gapless Pomeranchuk distortion (blue). Full details of the models and the comparison can be found in the *SI Text*: S14.

The similarity of the entropy data (black curve in Fig. 4C) to the model calculation for order without gapping strongly suggests that no gap opens at T_c in $\text{Sr}_3\text{Ru}_2\text{O}_7$. However, the observed ΔS minimum is even shallower than that in the Pomeranchuk model. The real system has more entropy in the low temperature phase than this calculation or other mean-field calculations predict (30–33). Although we cannot definitively rule out other sources for this entropy, the experiments reported here suggest that it is due to remnant degrees of freedom from the highly entropic state above T_c^\ddagger . The combination of these extra degrees of freedom and the logarithmically diverging normal state C_{el}/T makes the low temperature entropy in the nematic phase higher than that of the adjoining Fermi liquids (19).

Combined with our previous work on the field dependence of the entropy at low temperatures, the results of this paper provide a comprehensive thermodynamic characterization of a model quantum critical material supporting the formation of an unusual low temperature phase. A point worth emphasizing is that our data do not appear to be compatible with a violation of the third law of thermodynamics such as that predicted in some AdS-CFT theories (35). Entropy is balanced within experimental error at T_c if C_{el}/T both above and below T_c are extrapolated to $T = 0$ (19). This balance implies that $S \rightarrow 0$ as $T \rightarrow 0$ within the nematic phase itself (Fig 3C). Moreover, the low temperature entropy of the hidden quantum critical point is associated with a relatively weak logarithmic divergence of C_{el}/T that would not lead to a third law violation, even if it were not “hidden” by the nematic phase.

Although this paper is primarily concerned with experiment, we close by outlining a possible theoretical framework for future calculation. Previous proposals (30–32, 36, 37) for the origin of the nematic phase in $\text{Sr}_3\text{Ru}_2\text{O}_7$ have involved band electrons close to a van Hove singularity (vHs). As the magnetic field is increased, Zeeman splitting brings one spin species closer to the van Hove point, where even weak residual interactions are sufficient to produce broken symmetry phases such as nematic order, enabling the vHS to be effectively avoided. The underlying quantum critical point is thus associated with a change in the Fermi surface topology, rather than with a quantum transition

between a broken symmetry phase and a disordered phase. Such models provide a natural source for the energy scale $k_B T^*(H)$, which is approximately the distance in energy between the Fermi level and the vHs for this spin species. In the *SI Text*, we analyze a specific model based on this simple picture and show that it captures some gross features of the behavior of $\text{Sr}_3\text{Ru}_2\text{O}_7$, while others are not compatible with a simple rigid band Zeeman shift (38, 39). It seems likely that in the real material, the quantum critical phase diagram is determined by the proximity to van Hove singularities coupled with one or more extra interaction terms, including the one which drives the nematicity, and ultimately acts to destroy the Fermi liquid behavior in this system. In parallel with this class of theory, we believe that by determining a complete set of entropic data for this quantum critical system, our work facilitates quantitative tests of even more exotic critical theories constructed within the framework of AdS-CFT.

In summary, we have reported experiments addressing a problem of significance to condensed matter physics and beyond, namely the formation of a quantum critical state in a clean itinerant system and the phenomenology of ordered phase formation directly from such a state. The data point to a mechanism for the formation of heavy Fermi liquids that is more general than the spin-Kondo physics of conventional f -electron heavy fermion compounds, and give evidence for unconventional extra degrees of freedom in a phase formed from a quantum critical “normal state.”

Materials and Methods

Transport measurements were performed using standard four-terminal methods at measurement frequencies below 100 Hz in a bespoke adiabatic demagnetization cryostat that enabled continuous temperature sweeps from 100 mK to 20 K. Specific heat was studied above 600 mK in a commercial instrument (Quantum Design PPMS) equipped with a ^3He cryostat, and between 250 mK and 1.4 K in bespoke apparatus mounted on a dilution refrigerator.

In order to establish the field-independent contribution to the specific heat C we analyzed the data above 20 K. We fitted it with a function of the form

$$\frac{C}{T} = \gamma + AT^2 \int_0^{T_D/T} \left\{ x^4 \frac{e^x}{(e^x - 1)} \right\} dx$$

with γ , A , and T_D being free fit parameters and T temperature. The first term (γ) represents a Fermi liquid contribution and the second term is a modified Debye model describing the phonon background. In order to allow for the more complicated phonon density of states of a realistic material we relaxed

[†]One possibility would be entropy associated with the domains that are thought to exist for this field orientation (30). However, estimates of the size of these domains makes them unlikely sources of as much extra entropy as we observe (16). A recent dilatometry study (34) appears to have settled the issue. Even in nearly monodomain samples in tilted field, the shape of the phase boundaries demonstrates that excess entropy remains in the nematic phase.

the condition that the prefactor A is fixed by the Debye temperature T_D and allowed them to vary independently.

ACKNOWLEDGMENTS. We acknowledge useful discussions with E. Fradkin, D.-H. Lee, C.A. Hooley, and A.M. Berridge. A.P.M. thanks the Department

1. Mathur ND, et al. (1998) Magnetically mediated superconductivity in heavy fermion compounds. *Nature* 442:39–43.
2. Löhneysen Hv, Rosch A, Vojta M, Wölfle P (2007) Fermi-liquid instabilities at magnetic quantum phase transitions. *Rev Mod Phys* 79:1015–1075.
3. Stewart GR (2001) Non-Fermi-liquid behavior in d - and f -electron metals. *Rev Mod Phys* 73:797–855.
4. Yang Y-F, Fisk Z, Lee H-O, Thompson JD, Pines D (2008) Scaling the Kondo lattice. *Nature* 454:611–613.
5. Sachdev S (2010) Condensed matter and AdS/CFT., <http://arxiv.org/abs/1002.2947>.
6. Ikeda S, Maeno Y, Nakatsuji S, Kosaka M, Uwatoko Y (2000) Ground state in $Sr_3Ru_2O_7$: Fermi liquid close to a ferromagnetic instability. *Phys Rev B* 62:R6089.
7. Grigera SA, et al. (2001) Magnetic field-tuned quantum criticality in the metallic ruthenate $Sr_3Ru_2O_7$. *Science* 294:329–332.
8. Grigera SA, et al. (2003) Angular dependence of the magnetic susceptibility in the itinerant metamagnet $Sr_3Ru_2O_7$. *Phys Rev B* 67:214427.
9. Perry RS, et al. (2004) Multiple first-order metamagnetic transitions and quantum oscillations in ultrapure $Sr_3Ru_2O_7$. *Phys Rev Lett* 92:166602.
10. Grigera SA, et al. (2004) Disorder-sensitive phase formation linked to metamagnetic quantum criticality. *Science* 306:1154–1157.
11. Borzi RA, et al. (2007) Formation of a nematic fluid at high fields in $Sr_3Ru_2O_7$. *Science* 315:214–217.
12. Fradkin E, Kivelson SA, Lawler MJ, Eisenstein JP, Mackenzie AP (2010) Nematic Fermi fluids in condensed matter physics. *Annual Reviews of Condensed Matter Physics* 1:153–178.
13. Perry RS, et al. (2001) Metamagnetism and critical fluctuations in high quality single crystals of the bilayer ruthenate $Sr_3Ru_2O_7$. *Phys Rev Lett* 86:2661–2664.
14. Gegenwart P, Weickert F, Garst M, Perry RS, Maeno Y (2006) Metamagnetic quantum criticality in $Sr_3Ru_2O_7$ studied by thermal expansion. *Phys Rev Lett* 96:136402.
15. Kitagawa K, et al. (2005) Metamagnetic quantum criticality revealed by O-17-NMR in the itinerant metamagnet $Sr_3Ru_2O_7$. *Phys Rev Lett* 95:127001.
16. Mercure JF, et al. (2009) Quantum oscillations in the anomalous phase in $Sr_3Ru_2O_7$. *Phys Rev Lett* 103:176401.
17. Tamai A, et al. (2008) Fermi surface and van Hove singularities in the itinerant metamagnet $Sr_3Ru_2O_7$. *Phys Rev Lett* 101:026407.
18. Lee J, et al. (2009) Heavy d -electron quasiparticle interference and real-space electronic structure of $Sr_3Ru_2O_7$. *Nat Phys* 5:800–804.
19. Rost AW, Perry RS, Mercure J-F, Mackenzie AP, Grigera SA (2009) Entropy landscape of phase formation associated with quantum criticality in $Sr_3Ru_2O_7$. *Science* 325:1360–1363.
20. Heuser K, Scheidt EW, Schreiner T, Fisk Z, Stewart GR (2000) Low temperature specific heat of $CeRu_2Si_2$ at the field induced metamagnetic instability. *J Low Temp Phys* 118:235–239.
21. Flouquet J, Haen P, Raymond S, Aoki D, Knebel G (2002) Itinerant metamagnetism of $CeRu_2Si_2$: Bringing out the dead. Comparison with the new $Sr_3Ru_2O_7$ case. *Physica B* 319:251–261.
22. Betouras J, Efremov D, Chubukov AV (2005) Thermodynamics of a Fermi liquid in a magnetic field. *Phys Rev B* 72:115112 and references therein.
23. Aoki Y, et al. (1998) Thermal properties of metamagnetic transition in heavy-fermion systems. *J Magn Magn Mater* 177:271–276.
24. Gegenwart P, et al. (2010) Divergence of the Grüneisen parameter and magnetocaloric effect at heavy fermion quantum critical points. *J Low Temp Phys* 161:117–133.
25. Löhneysen Hv, Pfeleiderer C, Pietrus T, Stockert O, Will B (2001) Pressure versus magnetic-field tuning of a magnetic quantum phase transition. *Phys Rev B* 63:134411.
26. Oeschler N, et al. (2008) Low-temperature specific heat of $YbRh_2Si_2$. *Physica B* 403:1254–1256.
27. Balicas L, et al. (2005) Magnetic field-tuned quantum critical point in $CeAuSb_2$. *Phys Rev B* 72:064402.
28. Shishido H, Settai R, Harima H, Onuki Y (2005) A drastic change of the Fermi surface at a critical pressure in $CeRhIn_5$: dHvA study under pressure. *J Phys Soc Jpn* 74:1103–1106.
29. Manyala N, DiTusa JF, Aeppli G, Ramirez AP (2008) Doping a semiconductor to create an unconventional metal. *Nature* 454:976–980.
30. Raghu S, et al. (2009) Microscopic theory of the nematic phase in $Sr_3Ru_2O_7$. *Phys Rev B* 79:214402.
31. Lee W-C, Wu C (2010) Theory of unconventional metamagnetic electron states in orbital band systems. *Phys Rev B* 80:104438.
32. Yamase H, Jakubczyk P (2010) Singular nonordering susceptibility at a Pomeranchuk instability. *Phys Rev B* 82:155119 and references therein.
33. Puetter CM, Rau JG, Kee H-Y (2010) Microscopic route to nematicity in $Sr_3Ru_2O_7$. *Phys Rev B* 81:081105.
34. Stingl C, Perry RS, Maeno Y, Gegenwart P (2011) Symmetry-breaking lattice distortion in $Sr_3Ru_2O_7$. *Phys Rev Lett* 107:026404.
35. D'Hoker E, Kraus P (2010) Holographic metamagnetism, quantum criticality, and crossover behavior. *J High Energy Phys* 5:083 and references therein.
36. Kee HY, Kim YB (2005) Itinerant metamagnetism induced by electronic nematic order. *Phys Rev B* 71:184402.
37. Berridge AM (2011) The role of band structure in the thermodynamic properties of itinerant metamagnets. *Phys Rev B* 83:235127.
38. Iwaya K, et al. (2007) Local tunneling spectroscopy across a metamagnetic critical point in the bilayer ruthenate $Sr_3Ru_2O_7$. *Phys Rev Lett* 99:057078.
39. Farrell J, et al. (2008) Effect of electron doping the metamagnet $Sr_{3-y}La_yRu_2O_7$. *Phys Rev B* 78:R180409.