

A&A 465, 703–709 (2001)
DOI: 10.1051/0004-6361:20066238
© ESO 2007

**Astronomy
&
Astrophysics**

Very high energy γ -ray emission from X-ray transients during major outbursts

M. Orellana^{1,2,*}, G. E. Romero^{1,2,**}, L. J. Pellizza³, and S. Vidrih⁴

¹ Facultad de Ciencias Astronómicas y Geofísicas, Universidad Nacional de La Plata, Paseo del Bosque, 1900 La Plata, Argentina
e-mail: morellana@fcaglp.unlp.edu.ar

² Instituto Argentino de Radioastronomía, C.C.5 (1894) Villa Elisa, Buenos Aires, Argentina

³ Instituto de Astronomía y Física del Espacio, C.C. 67, Suc. 28, 1428 Buenos Aires, Argentina

⁴ Institute of Astronomy, University of Cambridge, Madingley Road, Cambridge CB3 0HA, UK

Received 11 August 2006 / Accepted 14 January 2007

ABSTRACT

Context. Some high mass X-ray binaries (HMXB) have been recently confirmed as γ -ray sources by ground based Cherenkov telescopes. In this work, we discuss the γ -ray emission from X-ray transient sources formed by a Be star and a highly magnetized neutron star. This kind of systems can produce variable hadronic γ -ray emission through the mechanism proposed by Cheng and Ruderman, where a proton beam accelerated in the pulsar magnetosphere impacts the transient accretion disk. We choose as case of study the best known system of this class: A0535+26.

Aims. We aim at making quantitative predictions about the very high-energy radiation generated in Be-X ray binary systems with strongly magnetized neutron stars.

Methods. We study the gamma-ray emission generated during a major X-ray outburst of a HMXB adopting for the model the parameters of A0535+26. The emerging photon signal from the disk is determined by the grammage of the disk that modulates the optical depth. The electromagnetic cascades initiated by photons absorbed in the disk are explored, making use of the so-called “Approximation A” to solve the cascade equations. Very high energy photons induce Inverse Compton cascades in the photon field of the massive star. We implemented Monte Carlo simulations of these cascades, in order to estimate the characteristics of the resulting spectrum.

Results. TeV emission should be detectable by Cherenkov telescopes during a major X-ray outburst of a binary formed by a Be star and a highly magnetized neutron star. The γ -ray light curve is found to evolve in anti-correlation with the X-ray signal.

Key words. X-ray: binaries – gamma-rays: theory – stars: individual: A0535+26

1. Introduction

Galactic transient and variable X-ray sources have long been proposed as γ -ray emitters (see e.g. Rudak & Mészáros 1991; Cheng et al. 1991; Anchordoqui et al. 2003). In fact, some sources observed by the Energetic Gamma Ray Experiment Telescope (EGRET) have already been suggested to be associated with high mass X-ray binaries (HMXBs): A0535+26 (Romero et al. 2001), LS I +61°303 (Kniffen et al. 1997), Cyg X-3 (Mori et al. 1997), LS 5039 (Paredes et al. 2000). Moreover, very high energy γ -ray emission was recently detected from the microquasars LS 5039 (Aharonian et al. 2005a) and LS I +61°303 (Albert et al. 2006), and from the colliding wind Be-pulsar system PSR B1259-63 (Aharonian et al. 2005b).

In accreting HMXBs the matter is usually transferred onto the compact object via the stellar wind of the massive star. In addition to its regular mass loss, the primary, commonly of Be spectral type, has recurrent phases of violent ejection. This ejected material arrives to the vicinity of the compact object giving rise to enhanced X-ray emission (an X-ray outburst). In some cases, the HMXB contains a strongly magnetized neutron

star (NS), being the magnetic field intense enough as to disrupt the accretion disk. The accreting material is then channeled through the field lines onto the surface of the NS (e.g. Gosh & Lamb 1979). The Cheng-Ruderman mechanism acts in the magnetosphere of such an accreting NS to accelerate protons up to relativistic (multi-TeV) energies (see a description of the general picture in Orellana & Romero 2005, and references therein). These energetic protons move along the magnetic field lines to impact into the accretion disk. Their interaction with the material of the disk initiates hadronic and electromagnetic showers.

In order to make quantitative predictions about the high-energy emission originated in this particular kind of systems we have adopted as case of study A0535+26, which is the best studied among the transient Be/X-ray binaries. A major outburst of this system was observed in 1994 with the instrument BATSE of the Compton Gamma-Ray Observatory (Finger et al. 1996). Its light curve allows to estimate the history of the neutron star mass accretion rate, which is used in this work to calculate the evolution of the parameters that determine the high energy emission. The power injected inside the disk by γ -rays resulting from neutral pion decays can be then estimated. We show that the cascades triggered in the disk are dominated by Bremsstrahlung cooling of the electrons. In a broad energy range the

* Fellow of CONICET, Argentina.

** Member of CONICET, Argentina.

development of these cascades can be estimated by solving the cascade equations applying an analytical approach, the so-called *Approximation A* (Rossi & Greissen 1941). The gamma-ray signal emerging from the other side of the disk is formed by the unabsorbed photons and by the cascade recycled radiation.

The propagation of the gamma-rays in the next stage is determined by their interaction with the radiation field of the donor star. Detailed analysis of the anisotropic cascades inside massive binary systems have been performed by Bednarek (1997, 2000, 2006) and Sierpowska & Bednarek (2005). We have simulated the Inverse Compton (IC) cascades under some simplifying assumptions. For this purpose we have implemented a code based on the scheme presented by Protheroe (1986) and Protheroe et al. (1992), that allows us to estimate the emerging spectrum at high energies. Detectability of the TeV flux by the new generation of Cherenkov telescopes can be then discussed.

The structure of the paper is as follows: first, we examine how γ -rays can be produced in transient Be/X-ray binaries; Sect. 2 presents a brief review of the Cheng-Ruderman magnetospheric model and the gamma-ray generation in such a context. Section 3 provides some information on the archetypal system A0535+26. In Sect. 4 we present the results of our time-dependent calculations adopting the input parameters determined during a major outburst in this source. Sections 5 and 6 deal with the cascades induced in the disk by the relativistic protons, and by the emerging γ -rays in the ambient photosphere. We close in Sect. 7 with a discussion.

2. Gamma-ray emission from HMXB containing a highly magnetized neutron star

2.1. The Cheng-Ruderman magnetosphere model

Cheng & Ruderman (1989, 1991) have studied the magnetosphere of a neutron star surrounded by a Keplerian accretion disk. When the inner parts of the disk rotate faster than the star, inertial effects lead to a magnetospheric charge separation. A gap entirely empty of plasma is formed and it separates oppositely charged regions. In this gap $\mathbf{E} \cdot \mathbf{B} \neq 0$ and a strong potential drop ΔV is established. For strong shielding conditions in the gap the potential drop can reach the static gap value $\Delta V \sim 4 \times 10^{14} \beta^{-5/2} \left(\frac{M_\star}{M_\odot}\right)^{1/7} R_6^{-4/7} L_{37}^{5/7} B_{12}^{-3/7} \text{ V}$, where $M_\star \sim 1.4 M_\odot$ is the mass of the neutron star, R_6 is its radius in units of 10^6 cm , B_{12} is the magnetic field in units of 10^{12} G , and L_{37} is the X-ray luminosity in units of $10^{37} \text{ erg s}^{-1}$. The parameter $\beta \equiv 2R_0/R_\Lambda \sim 1$ is twice the ratio of the inner accretion disk radius to the Alfvén radius. At a radius $r \simeq R_0$ the disk is disrupted by the magnetic pressure and the matter is channeled by the magnetic field lines to the neutron star polar cap, where it impacts producing hard X-ray emission. Cheng & Ruderman (1989, 1991) have analyzed some possible configurations of the static gap for the aligned rotator, but a realistic three-dimensional model for the misaligned case ($\tilde{\Omega} \times \tilde{\mu} \neq 0$) has not been developed yet. For illustrative purposes, a sketch of the mechanism is presented in Fig. 1.

For typical parameters in Be/X-ray binaries, $\Delta V \sim 10^{13-14} \text{ V}$ (Romero et al. 2001). Protons entering into the gap from the stellar co-rotating region will be accelerated to multi-TeV energies and directed toward the accretion disk along the magnetic field lines. The maximum current that can flow through the gap can be determined from the requirement that the azimuthal magnetic field induced by the current does not exceed that of the initial

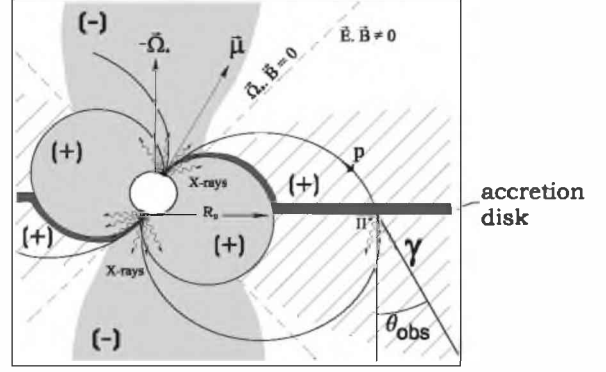


Fig. 1. Cheng-Ruderman mechanism at work in the magnetosphere of a HMXB containing a strongly magnetized neutron star (adapted from Romero et al. 2001).

field \mathbf{B} : $J_{\max} \sim B_\star R_\star^3 R_0^{-2}$, where B_\star is the magnetic field and R_\star is the radius of the neutron star (Cheng & Ruderman 1989).

Note that the impact of energetic protons on the disk does not occur only at a singular point but over a certain area that is radially extended, following the spread of the field lines that pervade the gap and are dragged by the disk. Some authors incorporate a beaming factor ($\Delta\Omega/4\pi \approx 0.3$) in the escaping photon luminosity to take into account in phenomenological way of the anisotropy of the emerging γ -ray emission (Cheng et al. 1991; Romero et al. 2001).

The accretion disk is partially threaded by the magnetic field lines of the NS. The screening effect of the currents induced in the disk surface can be taken into account through a screening factor $\eta \leq 1$. Then, the magnetic field is $B_z = \eta\mu/r^3$ inside the disk, where μ is the magnetic dipole moment of the NS. An expression for the location of the inner radius R_0 where the disk is disrupted by the magnetic forces, as a function of the screening factor, was found by Wang (1996).

An azimuthal component of the magnetic field is originated by the relative rotation, and it is expected that $B_z \sim B_\phi$ close to R_0 . In Orellana & Romero (2005) two situations were considered concerning the screening of the disk i.e. $\eta = 1$ and 0.2. The way the results of calculations are affected by this change was discussed in that paper. Throughout the present work we consider $\eta = 0.1$, for a partially screened disk.

2.2. γ -ray production

Relativistic protons entering into the accretion disk interact with target protons to produce secondary charged and neutral π -mesons. The subsequent neutral pion decays lead to gamma-ray production. Charged pions of multi-TeV energies are able to interact with protons of the disk before the decay time (Anchordoqui et al. 2003). Such interaction occurs with a cross section $\sigma_{\pi^+p} \sim 22 \text{ mb}$, in this energy range.

The differential γ -ray emissivity is

$$q_\gamma(E_\gamma) = 2 \int_{E_\pi^{\min}(E_\gamma)}^{\infty} \frac{q_{\pi^0}(E_\pi)}{\sqrt{E_\pi^2 - m_\pi^2 c^4}} dE_\pi, \quad (1)$$

where $E_\pi^{\min}(E_\gamma) = E_\gamma + \frac{m_\pi^2 c^4}{4E_\gamma}$. Applying the δ -function approximation for the differential cross section¹ (Aharonian & Atayan 2000), the pion emissivity becomes

$$\begin{aligned} q_{\pi^0}(E_\pi) &= 4\pi \int_{E_{\text{th}}}^{\infty} \delta(E_\pi - \kappa E_{\text{kin}}) J_p(E_p) \sigma_{pp}(E_p) dE_p \\ &= \frac{4\pi}{\kappa} J_p \left(m_p c^2 + \frac{E_\pi}{\kappa} \right) \sigma_{pp} \left(m_p c^2 + \frac{E_\pi}{\kappa} \right) \end{aligned} \quad (2)$$

for proton energies greater than the energy threshold $E_{\text{th}} = 1.22$ GeV. Here, κ is the mean fraction of the kinetic energy $E_{\text{kin}} = E_p - m_p c^2$ of the proton transferred to a secondary meson per collision. For a broad energy region (GeV to TeV) $\kappa \sim 0.17$. The total cross section of the inelastic pp collisions is well approximated by $\sigma \sim 30(0.95 + 0.06 \ln(E_{\text{kin}}/\text{GeV}))$ mb.

In order to compare the relative importance of the proton energy losses in the accretion disk we have evaluated the cooling rates for pp interactions and synchrotron radiation. The latter process can take place because of the magnetic field lines are strongly twisted in the accretion disk. Hence, for a proton, even if initially moving along the field line, its inertia can force it to depart from the line inside the disk, where it starts to emit synchrotron radiation. The cooling rates are given by (e.g. Begelman et al. 1990)

$$\left[t_p^{\text{synchr}} \right]^{-1} = \frac{\sigma_T m_e B^2 E_p}{6\pi m_p c^3} \quad (3)$$

$$\left[t_p^{pp} \right]^{-1} = K \sigma_{pp} c n_p, \quad (4)$$

where $K \simeq 0.5$ is the inelasticity (fraction of the proton energy lost per interaction), and σ_T is the Thomson cross section. For the particular case studied in the next sections we have that $t_p^{pp} \ll t_p^{\text{synchr}}$ over a wide range of energy (see Fig. 2). In addition, it should be noted that the crossing time $t_{\text{cross}} \sim 2h/c$ of a proton traversing the disk is much longer than t_p^{pp} , so the protons effectively cool by pp interactions in the disk, being the synchrotron losses negligible.

Since the protons arrive to the disk with basically the same energy acquired at the gap, estimated as $E_p = e\Delta V$, the proton injected spectrum can be then estimated as

$$J_p(E) \sim \frac{J_{\text{max}}}{e\pi R_0^2} \delta(E - E_p) \frac{\text{protons}}{\text{s cm}^2}. \quad (5)$$

Performing the integral in expression (1) we obtain

$$\begin{aligned} q_\gamma(E_\gamma) &\approx \frac{2 J_{\text{max}}}{e\pi R_0^2} \\ &\times \frac{\sigma_{pp}(E_p)}{\sqrt{\kappa^2(E_p - m_p c^2)^2 - m_\pi^2 c^4}} \frac{\text{ph}}{\text{atom cm}^3 \text{ eV s}}, \end{aligned} \quad (6)$$

for E_γ between $E_1 = 0.5E_\pi(1 - v_\pi/c)$ and $E_2 = 0.5E_\pi(1 + v_\pi/c)$ and $q_\gamma(E_\gamma) = 0$ outside this range. Here v_π is the velocity of the pion with energy $E_\pi = \kappa(E_p - m_p c^2)$. The luminosity released in the disk through π^0 -decays results:

$$L^0(E_\gamma) = \pi R_0^2 \int_0^{2h} q_\gamma(E_\gamma) E_\gamma^2 n_p e^{-z/\lambda_{pp}} dz, \quad (7)$$

¹ This approximation considers only the most energetic neutral pion that is produced in the pp reaction aside of a *fireball* composed by a certain number of less energetic π -mesons of each flavor. See a discussion in Pfrommer & Enßlin (2004).

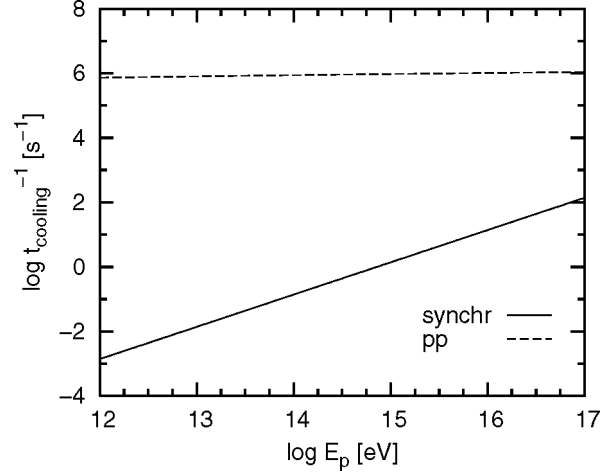


Fig. 2. Cooling rates of high-energy protons impacting the accretion disk. In the calculations we have adopted $B = 2.5 \times 10^6$ G and $n_p = 1.2 \times 10^{21} \text{ cm}^{-3}$ for the magnetic field and proton density inside the disk, respectively.

where n_p is the number density of the protons in the disk, and λ_{pp} is the mean free path of a proton entering into the disk. Taking into account the opacity of the disk (absorption in the Coulomb field of nuclei, for which $\sigma_{\gamma p} \sim 10^{-26} \text{ cm}^2$) we can estimate the luminosity that escapes. Energetic photons that are absorbed initiate electromagnetic cascades inside the disk, which are discussed in Sect. 5. The unabsorbed high-energy photons conserve their original spectrum, completely dominated by the most energetic photons, as can be noted from (6) and (7). The maximum energy is given by $E_\gamma^{\text{max}} \simeq \kappa E_p$.

The photons escape along the original arrival direction of the primary protons. As it was mentioned in Sect. 2.1, the protons follow the field lines along the gap, which form different angles with the disk surface due to the differential dragging. This will produce some beaming of the emission, but not very strong, in such a way that the duty cycle will render a detectable source for favorable viewing conditions.

3. A case of study: A0535+26

Among the Be/X-ray binaries, A0535+26 has been noted for its remarkable multi-frequency behavior. This motivated extensive observational campaigns that have made of it the best known system in its class, and a good subject for the model discussed here. A complete review of A0535+26 is given by Giovannelli & Graziati (1992).

A0535+26 is an eccentric system formed by a slow X-ray pulsar (104 s) and the B0III-type star HDE 245770. The orbital period is 111 days. The system has been frequently observed to undergo transient X-ray flares with a wide range of intensities. In fact, very recently it underwent another major outburst that was detected with instruments of the Rossi X-ray Timing Explorer (Coe et al. 2006). The simultaneity of X-ray activity with transitions between infrared states strongly suggests that these outbursts occur in relation with increments of the accretion rate onto the neutron star. The variations in the accretion rate are thought to be related to the presence of a transient circumstellar disk around the Be donor star (Haigh et al. 2004).

The distance to A0535+26 is estimated in 2.6 ± 0.4 kpc. The spectral feature detected at X-ray energies near 110 keV can be interpreted of cyclotron origin, indicating that the neutron star has an intense polar magnetic field of $\sim 10^{13}$ Gauss (Finger et al. 1996).

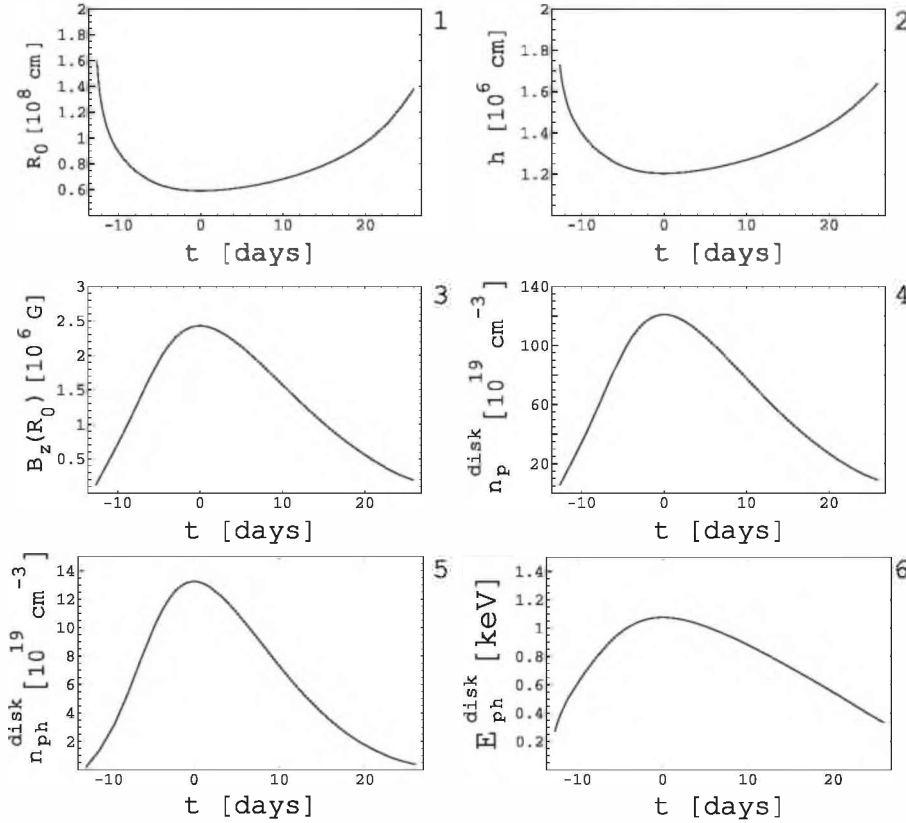


Fig. 3. Temporal evolution of the physical parameters of the accretion disk, $t = 0$ indicates the maximum of the X-ray outburst. 1) Inner radius R_0 , where the disk is disrupted by the magnetic forces. The following values are estimated at R_0 . 2) Half height of the accretion disk. 3) Vertical component of the magnetic field inside the disk for the assumed screening factor. 4) Numerical density of protons inside the disk. 5) Numerical density of the thermal photons emitted by the accreting matter. 6) Characteristic energy of the mentioned photons.

Romero et al. (2001) suggested that the Cheng-Ruderman mechanism acting in A0535+26 could be a plausible explanation for the gamma-ray source 3EG J0542+2610. In the next sections we will develop a more quantitative model for the possible γ -ray emission of A0535+26.

4. Time dependent model

A major outburst of A0535+26 was detected at hard X-rays (20–100 keV, reaching a peak flux of ~ 8 crab) during February–March 1994, with no simultaneous observations at lower energies. A sequence of normal outbursts was detected before and after this giant one (see Stella et al. 1986, for a description of different outburst types). The peak of the hard X-ray flux of the 1994 major outburst occurred after the periastron passage. Analysis of the QPO features and of the inferred spin-up history strongly supports the idea of the formation of a transient accretion disk around the neutron star (Finger et al. 1996). The hard X-ray emission detected is thought to be originated through the collision of the accreted matter onto the surface of the neutron star, at the polar caps. The accretion disk would emit mostly at soft X-ray energies, likely with a higher flux.

We have fitted a smooth curve to the flux values reported by Finger et al. (1996). At the peak of the outburst ($t = 0$ in our notation) the disk luminosity was assumed to reach $L = 10^{38}$ erg s $^{-1}$. This normalization results from an extrapolation of the flux detected by BATSE to lower energies (\sim few keV). The light curve was used to estimate the evolution of the relevant physical parameters of the system, assuming $\epsilon \sim 10\%$ as the radiative efficiency. The radiation pressure is assumed to dominate over other pressure components (magnetic field, gas). This fact determines the structure of the inner region of a standard accretion disk, which is assumed to be partially threaded by the magnetic field of the NS.

In the panels of Figs. 3 and 4 we show the temporal evolution of the inner radius of the accretion disk, the half-height of the disk, the z -component of the magnetic field, the particle density and the photon density inside the disk assuming black body emission, the average energy of such photons, the injected energy into the disk in the form of relativistic particles, the maximum energy of the first-generation gamma-rays inside the disk, the opacity of the disk to proton propagation, the gamma-ray luminosity produced inside the disk as a consequence of the π^0 -decays, the opacity of the disk to these high-energy gamma-rays, and the luminosity of the gamma-rays that finally emerge from the other side of the disk. All values are given at R_0 . The expressions used to perform these calculations can be found in Orellana & Romero (2005). Figure 2 shows the comparison of the cooling rates given by (3) and (4), adopting the highest values for B and n_p reached during the outburst.

The total energy injected in the disk by the proton bombardment is huge, as it is the power released through neutral-pion decays (i.e. $L^0 \sim 10^{37}$ erg s $^{-1}$). The optical depth of the disk to the propagation of these photons follows a time evolution similar to the rate of accretion of mass, reaching $\tau_{\gamma p} \sim 27$ at the peak of the X-ray outburst. Therefore at high energies a deep valley in the light curve is found, in anti-correlation with the X-ray behavior.

5. Cascades inside the disk

The protons accelerated in the gap reach the disk following the magnetic field lines. The particles involved in the further cascades move nearly in the same direction of the initial protons. We consider a longitudinal treatment of the cascade. It starts at the point of the γ -photon production (after the π^0 decay) and develops along the proton arrival direction. This direction is not well determined since we have estimations for B_z and can argue for $B_\phi \sim B_z$ inside the disk, but the radial component of the

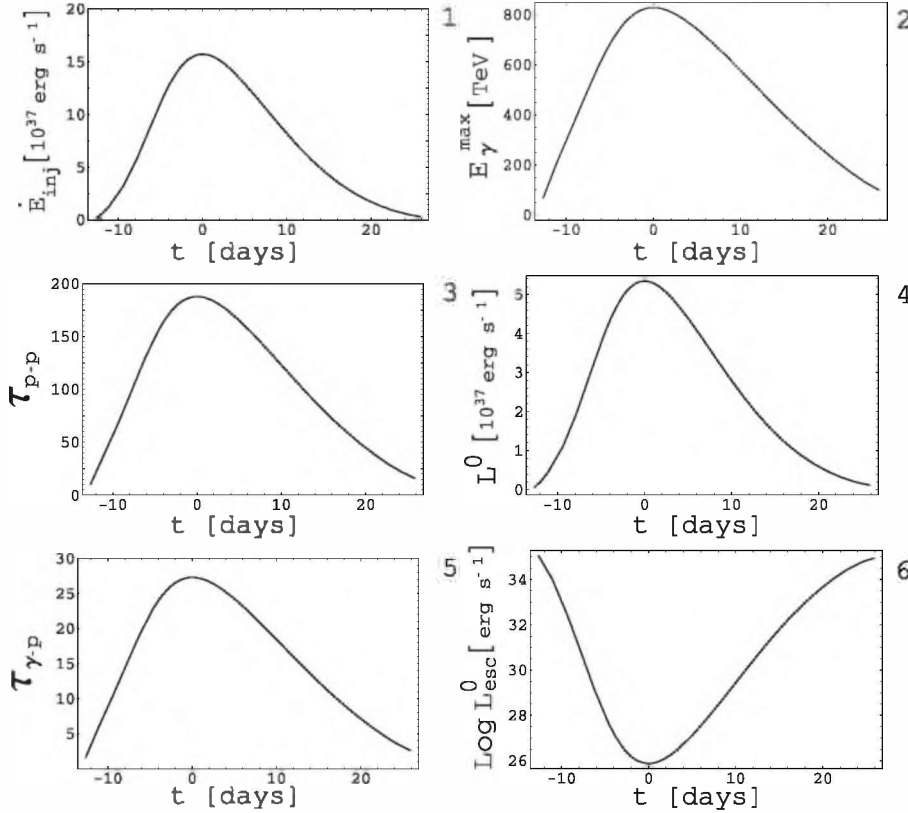


Fig. 4. Parameter evolution associated with the effects of proton impact onto the disk, and the luminosity generated after the pion decay. 1) Energy power injected in the disk by the proton bombardment, 2) maximum energy of the gamma-ray photons resulting from the $\pi^0 \rightarrow 2\gamma$ decay, 3) optical depth for a proton entering into the disk, 4) luminosity generated through neutral pion decay, 5) optical depth for the most energetic photons, 6) emerging luminosity, estimated as $L^0 e^{-\tau_{\gamma,p}}$.

magnetic field B_r , which determines the θ_{obs} angle, remains as a free parameter (see Fig. 1). The latter component of the magnetic field inside the disk depends on the angle of misalignment between $\vec{\Omega}$ and $\vec{\mu}$ (the vector of the axis of rotation and the magnetic dipolar moment), and on the inward drag of the field lines by the conducting accreting matter. We follow the cascade inside the disk considering a pitch angle of 45 degrees with the z direction (due to $B_\delta \sim B_z$).

The energy losses of the electrons that take part in the cascades inside the disk, result from the interaction with the surrounding ambient (see in Fig. 3 the evolution of the physical parameters of the disk). By comparing the cooling times that characterize the rate of the relevant processes (Bremsstrahlung and Inverse Compton) we determine which dominates.

The ratio between these cooling times ($t_{\text{Br}}/t_{\text{IC}}$) is shown in Fig. 5 as a function of the electron energy. Bremsstrahlung dominates during the entire outburst. Therefore we can apply some simplifying hypothesis to solve the cascade equations. The analytical expressions under Approximation A obtained by Rossi & Greisen (1941) for the differential spectra are implemented here. At energies $E \gg m_e c^2 Z^{-1/3}/\alpha$ collision processes and Compton effect can be neglected and the asymptotic formulae used to describe radiation processes and pair production. The average behavior of the cascade under these assumptions can be completely solved, and the results obtained are in good agreement with more recent numerical solutions obtained by Aharonian & Plyasheshnikov (2003).

The natural unit of thickness in shower theory is the radiation length X_0 , given by

$$\frac{1}{X_0} = n \left(2.318 Z(Z+1) \frac{\ln(183 Z^{-1/3})}{1 + 0.12(Z/82)^2} \text{mb} \right), \quad (8)$$

where Z is the charge of the target nucleus and n is the number density. The number of the injected photons of energy $E_0 = E_\gamma^{\text{max}}$

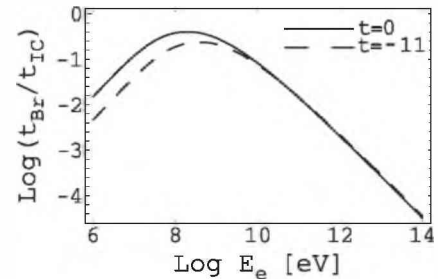


Fig. 5. Ratio of cooling times for the main interactions of electrons in the accretion disk. The dominance of Bremsstrahlung allows the introduction of the simplifications of the so-called *Approximation A* for the calculation of the electromagnetic cascades inside the disk. Two representative instances have been considered.

that will develop cascades inside the disk can be estimated by $N_{\text{inj}} = q_\gamma n_p \pi R_0^2 \lambda_{pp} (1 - e^{-2h/\lambda_{pp}}) E_0$, resulting in $\approx 9.7 \times 10^{34}$ photons of energy $E_0 \sim 830$ TeV per second at $t = 0$, and $N_{\text{inj}} \approx 3.5 \times 10^{34}$ injected photons at the beginning of the outburst ($t = -11$ days) with $E_0 \sim 215$ TeV.

As it can be already noted from the optical depth $\tau_{\gamma,p}$ in Fig. 4, the cascade traverses a thicker disk at the maximum of the outburst than at its beginning. This fact is also emphasized in Fig. 6 where the end of the disk is indicated. The cascade traverses 100 and 22.8 radiation lengths, respectively, for $t = 0$ and $t = -11$ days, where the unit of thickness is $X_0 \sim 3.4 \times 10^4$ cm and 17.8×10^4 cm, respectively. The difference in grammage leads to the differences in the resulting spectra for the outgoing γ -ray photons, shown in the same figure.

On the other hand, at the beginning of the outburst the emitted luminosity after the cascades develop in the disk is $E^2 dn/dE \sim 2 \times 10^{28} (E/\text{GeV})^{-0.6} \text{ erg s}^{-1}$. This contribution is added to the unaffected outgoing luminosity

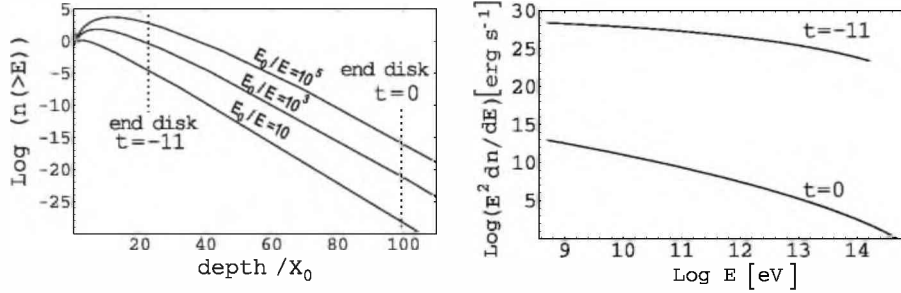


Fig. 6. Results for the averaged behavior of the cascades in the disk initiated by photons. *Left:* number of photons of energy greater than E in a shower initiated by one photon of energy E_0 . The thickness of the accretion disk varies with time, and here this is indicated for two representative extreme times of the X-ray outburst: its beginning ($t = -11$), and the moment of maximum intensity ($t = 0$). *Right:* the luminosity that emerges at the end of the disk after the development of the cascades, calculated for the most energetic photons injected by π^0 decays ($E_0 = 215$ TeV for $t = -11$ and $E_0 = 828$ TeV for $t = 0$). Units of time are always in days measured from the peak of the X-ray light curve, luminosities are in erg s^{-1} .

$L_{\text{esc}}^0 \sim 2 \times 10^{23} (E/\text{GeV})^2 \text{ erg s}^{-1}$, which dominates at energies above ~ 40 GeV.

6. Photospheric opacity: inverse Compton cascades

The opacity to propagation of γ -ray photons after their generation in the disk is determined by a rather complex combination of terms. At some GeVs the absorption will be dominated by the X-ray photospheric components. They are the emission by the polar caps of the NS (hard X-rays) and the accretion disk (soft X-rays). See Orellana & Romero (2005) for rough estimates of the optical depth $\tau_{\gamma X}$.

Higher energy photons will interact with the photons emitted by the massive stellar companion (Bednarek 1997, 2000, 2006). The stellar wind material can have a temperature $\sim 10^4$ K close to the star, adding a photon field component that effectively absorbs γ -rays with TeV energies (Bosch-Ramon et al. 2006b; Orellana & Romero 2006), though here we do not consider such a contribution. The pairs created by absorption can boost lower-energy photons to very high energy via Inverse Compton scattering, and the absorption of these new γ -rays leads to pair creation, so electromagnetic cascades are developed.

We have computed the high-energy γ -ray spectra formed in cascades traversing the anisotropic stellar radiation field. Monte Carlo simulations are performed after developing a computational code based on the scheme outlined by Protheroe (1986) and Protheroe et al. (1992). The applied techniques enable the use of exact cross-sections for all the relevant processes. The IC spectra are calculated as in Jones (1968), modified in similar way to Bednarek (1997).

We follow the cascade initiated by the injected flux $\dot{n}(E) \propto E$ photons per second that escapes from the disk at the beginning of the outburst, having energies greater than 40 GeV (i.e. the component reprocessed by matter cascades is not considered here). The absorber radiation field has a black-body spectrum. It comes from the B-type star located at a distance $a \approx 10^{13}$ cm from the neutron star, and characterized by $T_{\text{eff}} \sim 30\,000$ K and $R_{\star} = 10^{12}$ cm.

We introduce the effects of the finite size of the star and the spatial variation of the field density by considering the geometric configuration as in Dubus (2006). At distances greater than $\sim 7 R_{\star}$ the star is considered as a point source, whose photon density profile decays with the square distance. For simplicity, effects of the presence of a magnetic field are disregarded in these simulations, though it may influence the pure IC cascade by changing the lepton direction of propagation (Bednarek 1997).

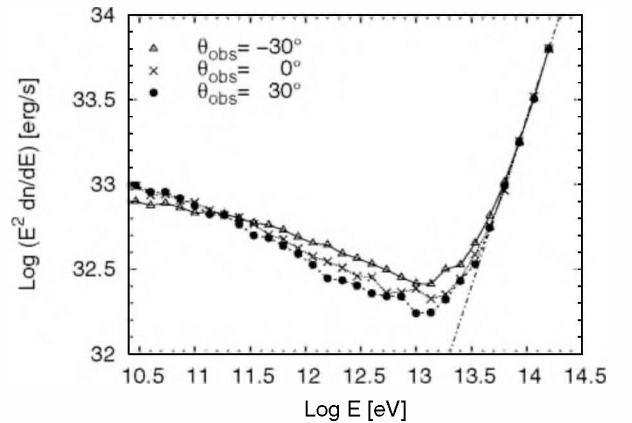


Fig. 7. Resulting luminosity from photospheric IC cascades, for different values of the observing angle. The slope of the injected spectrum is indicated by the line.

The distance from the source to where we follow the cascades is of ~ 10 times the orbital separation. Specifically, photons that go beyond $\Delta x \sim 10 a$ are stored to form the outgoing spectra. Further away, the cascade efficiency is reduced by the dilution of the background radiation field. The emerging secondary γ -rays depend on the angle of their escape from the accretion disk, θ_{obs} (see the sketch in Fig. 1). This angle is measured from the z direction toward the B-type star in the plane that contains both the primary and the NS. Some resulting spectra are shown in Fig. 7, for different values of θ_{obs} . These spectra are obtained by sorting photons into bins of width $\Delta(\log E) = 0.15$, and imposing energy conservation to obtain the position of the curve in the energy-luminosity plane. Note that the more energetic part of the spectra is not affected by the cascades, so the photons of energy E_{γ}^{max} still dominate the total luminosity.

According to our results, the spectra of escaping cascade γ -rays present only a slight dependence on the angle of propagation, at energies above ~ 10 GeV. The general tendency of the results is in accordance with the expectation of a deeper absorption closer to the star. It is clear that the cascade effect have led to results very different from those expected by just the incorporation of a factor $\exp(-\tau)$. The effect of the injection of a monoenergetic beam of protons in the disk is the final production of a power-law gamma-ray emission of photon index ~ -2.2 , between ~ 10 GeV and ~ 10 TeV. The luminosities obtained are about $6 \times 10^{32} \text{ erg s}^{-1}$ at 100 GeV. The spectral features shown in Fig. 7 should be detectable by a Cherenkov telescope like MAGIC (A0535+26 is not in the field of view of HESS) if combined efforts with the X-ray observers are successful, in the sense

that a the high-energy observations should be made at the beginning or ending of a major X-ray outburst.

7. Discussion and summary

We revisited the scenario of the high energy gamma-ray emission in an accreting magnetized neutron star that forms part of a HMXB. The evolution of the physical parameters during a major X-ray outburst was calculated for A0535+26. The results obtained point to an anti-correlation between the X-ray and the TeV fluxes.

The energy power injected in the disk by the proton bombardment (\dot{E}_{inj}) should perturb its structure. Under perturbations, the standard disk model can develop thermal instabilities (Shakura & Sunyaev 1976). If the perturbation affects the radiation pressure dominated zone, it will swell up exponentially, with a time scale in the range of seconds to minutes for an accreting NS. The problem of the stability of a standard disk is currently treated with numerical simulations. Recent improvements on the topic were made by Teresi et al. (2004), and by Merloni & Nayakshin (2006). According to them, taking into account the stabilizing effect of radial advection, a limit cycle type of behavior should be expected, probably giving rise to QPO features in the X-ray signal. The perturbing effect of proton bombardment on the disk should result in an oscillation of the disk height with moderate amplitude, as those studied by Teresi et al. (2004). If this does not happen, we speculate that the alternative effect of proton bombardment could be to inflate the disk enough to stop the mechanism responsible of the perturbation (i.e. by filling the accelerating gap). Without the proton injection, the disk deflates and eventually a kind of periodic behavior could also be established.

We have performed Monte Carlo simulations of the electromagnetic cascades initiated in the photosphere of the system by the high energy γ -ray photons that emerge unabsorbed from the disk. The outgoing spectrum is characterized by a power law extending from ~ 10 GeV up to ~ 10 TeV. At higher energies the original spectrum is not affected by cascades. The calculations presented here can be improved through more specific geometric considerations, and the inclusion of the effect of a random magnetic field component.

Luminosity levels predicted at the TeV domain of $\sim 10^{33}$ erg s $^{-1}$, coming from galactic sources similar to A0535+26 at the instances of the beginning or the ending of a major X-ray outburst, should be detectable by the new generation of Cherenkov telescopes. The spectral features imprinted by the photospheric opacity could be detected as well. Future observation of high-energy γ -ray photons emitted by HMXBs with accreting magnetized pulsars should be planned in quick response to alerts of renewed X-ray activity in the sources.

Acknowledgements. We thank an anonymous referee for very constructive comments. We benefited from valuable discussions with V. Bosch-Ramon and

J. M. Paredes. M.O. would like to thank Paula Benaglia for kindly sharing her computer during first steps of programing. This research has been supported by CONICET (PIP 5375) and the Argentine agency ANPCyT through Grant PICT 03-13291 BID 1728/OC-AR.

References

- Aharonian, F. A., & Atoyan, A. M. 1981, *Ap&SS*, 79, 321
 Aharonian, F. A., & Plyasheshnikov, A. V. 2003, *Astrop. Phys.*, 191, 525
 Aharonian, F. A., Akhperjanian, A. G., Aye, K.-M., et al. (HESS coll.) 2005a, *Science*, 309, 746
 Aharonian, F. A., Akhperjanian, A. G., Aye, K.-M., et al. (HESS coll.) 2005b, *A&A*, 442, 1
 Albert, J., Aliu, E., Anderhub, H., et al. 2006, *Science*, 312, 1771
 Anchordoqui, L. A., Torres, D. F., McCauley, T. P., Romero, G. E., & Aharonian, F. A. 2003, *ApJ*, 589, 481
 Bednarek, W. 1997, *A&A*, 322, 523
 Bednarek, W. 2000, *A&A*, 362, 646
 Bednarek, W. 2006, *MNRAS*, 368, 579
 Begelman, M. C., Rudak, B., & Sikora, M. 1990, *ApJ*, 362, 38
 Björnsson, G., Abramowicz, M. A., Chen, X., & Lasota, J.-P. 1996, *ApJ*, 467, 99
 Bosch-Ramon, V., Romero, G. E., & Paredes, J. M. 2006a, *A&A*, 447, 263
 Bosch-Ramon, V., Paredes, J. M., Romero, G. E., & Ribó, M. 2006b, *A&A*, 459, L25
 Coe, M. J., Reig, P., McBride, V. A., Galache, J. L., & Fabregat, J. 2006, *MNRAS*, 368, 447
 Cheng, K. S., & Ruderman, M. 1989, *ApJ*, 337, L77
 Cheng, K. S., & Ruderman, M. 1991, *ApJ*, 373, 187
 Cheng, K. S., Yu, K. N., Cheung, T., & Lau, M. M. 1991, *ApJ*, 379, 290
 Cheng, K. S., Cheung, T., Lau, M. M., & Ng, K. W. 1992, *J. Phys. G.: Nuc. Part. Phys.*, 18, 725
 Dubus, W. 2006, *A&A*, 451, 9
 Finger, M. H., Wilson, R. B., & Harmon, A. B. 1996, *ApJ*, 459, 288
 Gosh, P., & Lamb, F. K. 1979, *ApJ*, 234, 296
 Giovannelli, F., & Graziati, L. S. 1992, *Sp. Sci. Rev.*, 59, 1
 Haigh, N. J., Coe, M. J., & Fabregat, J. 2004, *MNRAS*, 350, 1457
 Jones, F. 1968, *Phys. Rev.*, 167, 1159
 Kniffen, D. A., Alberts, W. C. K., Bertsch, D. L., et al. 1997, *ApJ*, 486, 126
 Liu, Q. Z., van Paradijs, J., & van den Heuvel, E. P. J. 2000, *A&AS*, 147, 25
 Merloni, A., & Nayakshin, S. 2006, *MNRAS*, 372, 728
 Mori, M., Bertsch, D. L., Dingus, B. L., et al. 1997, *ApJ*, 476, 842
 Orellana, M., & Romero, G. E. 2005, *Ap&SS*, 297, 167
 Orellana, M., & Romero, G. E. 2006, *Ap&SS*, in press
 [arXiv:astro-ph/0608707]
 Paredes, J. M., Martí, J., Ribó, M., & Massi, M. 2000, *Science*, 288, 2340
 Pfrommer, C., & Enßlin, T. A. 2004, *A&A*, 413, 17
 Protheroe, R. J. 1986, *MNRAS*, 221, 769
 Protheroe, R. J., Mastichiadis, A., & Dermer, C. D. 1992, *Astrop. Phys.*, 1, 113
 Romero, G. E., Benaglia, P., Torres, D. F., et al. 1999, *A&A*, 348, 868
 Romero, G. E., Kaufman, B. M. M., Combi, J. A., & Torres, D. F. 2001, *A&A*, 376, 599
 Romero, G. E., Torres, D. F., Kaufman, B. M. M., & Mirabel, I. F. 2003, *A&A*, 410, L1
 Rossi, B. 1952, *High Energy Particles*, Prentice-Hall, Englewood Cliffs
 Rossi, B., & Greisen, K. 1941, *Rev. Mod. Phys.*, 13, 240
 Rudak, B., & Mészáros, P. 1991, *ApJ*, 383, 269
 Shakura, N. I., & Sunyaev, R. A. 1976, *MNRAS*, 175, 613
 Sierpowska, A., & Bednarek, W. 2005, *MNRAS*, 356, 711
 Stella, L., White, N. E., & Rosner, R. 1986, *ApJ*, 308, 669
 Teresi, V., Molteni, D., & Toscano, E. 2004, *MNRAS*, 351, 297
 Wang, Y. M. 1996, *ApJ*, 465, L111