

Mitsuo Gen
Kuinam J. Kim
Xiaoxia Huang
Yabe Hiroshi
Editors

Industrial Engineering, Management Science and Applications 2015



Springer

Lecture Notes in Electrical Engineering

Volume 349

Board of Series editors

Leopoldo Angrisani, Napoli, Italy
Marco Arteaga, Coyoacán, México
Samarjit Chakraborty, München, Germany
Jiming Chen, Hangzhou, P.R. China
Tan Kay Chen, Singapore, Singapore
Rüdiger Dillmann, Karlsruhe, Germany
Haibin Duan, Beijing, China
Gianluigi Ferrari, Parma, Italy
Manuel Ferre, Madrid, Spain
Sandra Hirche, München, Germany
Faryar Jabbari, Irvine, USA
Janusz Kacprzyk, Warsaw, Poland
Alaa Khamis, New Cairo City, Egypt
Torsten Kroeger, Stanford, USA
Tan Cher Ming, Singapore, Singapore
Wolfgang Minker, Ulm, Germany
Pradeep Misra, Dayton, USA
Sebastian Möller, Berlin, Germany
Subhas Mukhopadhyay, Palmerston, New Zealand
Cun-Zheng Ning, Tempe, USA
Toyoaki Nishida, Sakyo-ku, Japan
Bijaya Ketan Panigrahi, New Delhi, India
Federica Pascucci, Roma, Italy
Tariq Samad, Minneapolis, USA
Gan Woon Seng, Nanyang Avenue, Singapore
Germano Veiga, Porto, Portugal
Haitao Wu, Beijing, China
Junjie James Zhang, Charlotte, USA

Mitsuo Gen · Kuinam J. Kim
Xiaoxia Huang · Yabe Hiroshi
Editors

Industrial Engineering, Management Science and Applications 2015

 Springer

Editors

Mitsuo Gen
Tokyo University of Science
Tokyo
Japan

Kuinam J. Kim
Department of Convergence Security
Inst. of Creative Advanced Tech.,
Sci. and Engg.
Kyonggi University
Suwon-si
Korea

Xiaoxia Huang
University of Science and Technology
Beijing (USTB)
Beijing
China

Yabe Hiroshi
Tokyo University of Science
Tokyo
Japan

ISSN 1876-1100 ISSN 1876-1119 (electronic)
Lecture Notes in Electrical Engineering
ISBN 978-3-662-47199-9 ISBN 978-3-662-47200-2 (eBook)
DOI 10.1007/978-3-662-47200-2

Library of Congress Control Number: 2015938793

Springer Heidelberg New York Dordrecht London

© Springer-Verlag Berlin Heidelberg 2015

This work is subject to copyright. All rights are reserved by the Publisher, whether the whole or part of the material is concerned, specifically the rights of translation, reprinting, reuse of illustrations, recitation, broadcasting, reproduction on microfilms or in any other physical way, and transmission or information storage and retrieval, electronic adaptation, computer software, or by similar or dissimilar methodology now known or hereafter developed.

The use of general descriptive names, registered names, trademarks, service marks, etc. in this publication does not imply, even in the absence of a specific statement, that such names are exempt from the relevant protective laws and regulations and therefore free for general use.

The publisher, the authors and the editors are safe to assume that the advice and information in this book are believed to be true and accurate at the date of publication. Neither the publisher nor the authors or the editors give a warranty, express or implied, with respect to the material contained herein or for any errors or omissions that may have been made.

Printed on acid-free paper

Springer-Verlag GmbH Berlin Heidelberg is part of Springer Science+Business Media
(www.springer.com)

Preface

This LNEE volume contains the papers presented at the International Conference on Industrial Engineering, Management Science and Applications (ICIMSA2015) which was held in Tokyo, Japan on May 26-28, 2015.

ICIMSA2015 received over 350 paper submissions from various countries. After a rigorous peer-review process, 114 full-length papers were accepted for presentation at the conference. This is intended for maintaining the high standards of the conference proceedings.

The conference is intended to bring together the researchers and technologists working in different aspects of Industrial Engineering, Management Science and Applications. In addition to the contributed papers, internationally known experts from several countries were invited to deliver Keynote speeches at ICIMSA2015.

Much of the credit of the success of the conference is due to the topic coordinators who have devoted their expertise and experience in promoting and in general coordination of the activities for the organization and operation of the conference. The coordinators of various session topics have devoted a considerable time and energy in soliciting papers from relevant researchers for presentation at the conference. The Session Chairs of the different session played important role in conducting the proceedings of the session in a timely and efficient manner.

On behalf of the Organizing Committee, we would like to thank Springer LNEE for publishing the proceedings of ICIMSA2015. We also would like to express our sincere and grateful thanks to our Program Committee and Reviewers for providing extra help in the review process. The quality of a refereed volume depends mainly on the expertise and dedication of the reviewers.

Our sincere thanks to the Institute of Creative Advanced Technology, Engineering and Science (iCatse) for designing the conference web page and also spending countless days in preparing the final conference program in time for printing. We would also like to thank the ICIMSA2015 Secretariat and Staff for arranging a large number of the

invitation letters and assisting in the various stages of the editorial work. Finally we would like to thank our organization committee for their several months of hard work in sorting out manuscripts from our authors.

We look forward to seeing all of you next year at ICIMSA2016 in Korea.

Mitsuo Gen
Fuzzy Logic Systems Institute and Tokyo University of Science, Japan
Xiaoxia Huang
University of Science and Technology Beijing, China
Kuinam J. Kim
Kyonggi University, Republic of Korea
Yabe Hiroshi
Tokyo University of Science, Japan

Organizing Committee

General Chairs

Mitsuo Gen	Fuzzy Logic Systems Institute and Tokyo University of Science, Japan
Xiaoxia Huang	University of Science and Technology Beijing, China
Kuinam J. Kim	Institute of Creative Advanced Technologies, Science and Engineering, Republic of Korea
Yabe Hiroshi	Tokyo University of Science, Japan

Steering Committee

Nikolai Joukov	Chair of IEEE CS STCOS, USA
Borko Furht	Florida Atlantic University, USA
Bezalel Gavish	Southern Methodist University, USA
Kin Fun Li	University of Victoria, Canada

Publicity Chairs

Dan (Dong-Seong) Kim	University of Canterbury, New Zealand
----------------------	---------------------------------------

Workshop Chairs

Kuinam J. Kim	Kyonggi University, Republic of Korea
Donghwi Lee	University of Colorado, USA

Financial Chairs

Kyoungho Choi
Institute of Creative Advanced Technologies,
Science and Engineering, Republic of Korea

Program Chairs

Adel Hejaaji
Engineering Services Management Limited
[ESM LTD] ESSEX, UK

Organizers and Supporters

Institute of Creative Advanced Technologies, Science and Engineering (iCatse)
Chinese Management Science Society (CMSS)
Korean Industry Security Forum (KISF)
Korea Information Assurance Society (KIAS)
Kyonggi University
University of Science and Technology Beijing
Tokyo University of Science
River Publishers

Program Committee

Chil-Chyuan Kuo	Ming Chi University of Technology, Taiwan
Suksan Prombanpong	King Mongkut's University of Technology Thonburi, Thailand
Ramayah Thurasamy	Universiti Sains Malaysia, Malaysia
Siana Halim	Petra Christian University, Indonesia
Yves De Smet	Université Libre de Bruxelles, Belgium
Marco Aiello	University of Groningen, The Netherlands
Catalina Lucía Alberto	Universidad Nacional de Córdoba, Argentina
Llewellyn C.M. TANG	University of Nottingham Ningbo China, China
M. Birasnav	New York Institute of Technology, USA
Enslin Johannes van Rooyen	Tshwane University of Technology, South Africa
Supachart Iamratanakul	Kasetsart University, Thailand
Luciana Hazin Alencar	Universidade Federal de Pernambuco, Brazil
Jui-Sheng Chou	National Taiwan University of Science and Technology, Taiwan
Shimpei Matsumoto	Hiroshima Institute of Technology, Japan
Ahm Shamsuzzoha	University of Vaasa, Finland
Minghai Jiao	Northeastern University, China
Masaharu Tsujimoto	Tokyo Institute of Technology, Japan

Ahm shamsuzzoha	Sultan Qaboos University, Oman
Seren OZMEHMET TASAN	Dokuz Eylul University, Turkey
Yoshinobu Tamura	Yamaguchi University, Japan
António Grilo	Faculdade de Ciências e Tecnologia da Universidade Nova de Lisboa, Portugal
Fabrizio Maria Maggi	University of Tartu, Estonia
V. Cruz Machado	Universidade Nova de Lisboa, Portugal
Md Mamun Habib	Universiti Utara Malaysia, Malaysia
Kittisak Jermstittiparsert	Rangsit University, Thailand
Adel Hejaaji	Engineering Services Management Limited [ESM LTD] ESSEX, UK
Ulrich Reimer	University of applied sciences St. Gallen, Switzerland
Hardeep Singh	Ferozepur College of Engg & Technology, India
Fatemeh Almasi	Amirkabir University of Technology (Tehran polytechnic), Iran
Yiliu Liu	Norwegian University of Science and Technology, Norway
Ryo HARUNA	Kanazawa Gakuin University, Japan
Ilias Santouridis	Technological Educational Institute (TEI) of Thessaly, Greece
Purit Thanakijkasem	King Mongkut's University of Technology Thonburi, Thailand
Chun-Cheng Lin	National Chiao Tung University, Taiwan
Michel ALDANONDO	Toulouse University - Mines Albi -, France
Jinho Lee	Korea Naval Academy, Republic of Korea
Mojahid F. Saeed Osman	King Fahd University of Petroleum and Minerals, Saudi Arabia
Wasawat Nakkiew	Advanced Manufacturing Technology Research Center (AMTech), Chiang Mai University, Thailand
Somlak Wannarumon KIELAROVA	Naresuan University, Thailand
Jaekyung Yang	Chonbuk National University, Republic of Korea
Suprakash Gupta	Indian Institute of Technology (B H U), India
Alejandro Escudero-Santana	Universidad de Sevilla, Spain
RIKA AMPUH HADIGUNA	Andalas University, Indonesia
Andreas Dewald	University of Erlangen, Germany
Kit Fai Pun	The University of the West Indies, West Indies
Abdol S. SOOFI	University of Wisconsin-Platteville, USA
El-Houssaine AGHEZZAF	Ghent University, Belgium
Chompoonoot Kasemset	Chiang Mai University, Thailand
Ana Paula Ferreira Barroso	Universidade Nova de Lisboa, Portugal
Virgínia Helena Arimateia de Campos Machado	Universidade Nova de Lisboa, Portugal
Antonio Ruiz Molina	University of Malaga, Spain

Contents

Regional Location Decision for Thai Garment Industry: An AEC Perspective	1
<i>Walailak Atthirawong, Wariya Panprung</i>	
Key Performance Indicators for Sustainable Campus Assessment: A Case of Andalas University	11
<i>Elita Amrina, Febriza Imansuri</i>	
Minimum Partial Encryption for JPEG/JPEG2000 Medical Image Protection	19
<i>Seong Min Yoo, Jun Hoo Park, Jae Cheol Ryou</i>	
The Optimal Hedging Strategy for Commodity Processors in Supply Chain	27
<i>Ehsan Bolandifar, Zhong Chen</i>	
Application of MFCM and Dynamic Programming in Operations Improvement: A Case Study	35
<i>Atchara Songkham, Chompoonoot Kasemset</i>	
Value Analysis of Coco Board for Production Sustainability	45
<i>Marianne B. Calayag</i>	
Effect of Temperature on the Colour and TSS Removal of Batik Dye Wastes in an Integrated Biological and Filtration Treatment System	55
<i>N.A. Ramlee, M.N. Mohd Rodhi, S.F. Abdul Manaf, F. Hamzah, A. Anuar, A. Datu Brandah</i>	
A Multi-agent Approach for Production Management	65
<i>Ana Paula M. Tanajura, Valdir Leanderson C. Oliveira, Herman Lepikson</i>	
Design of Experiment for Predicting Residual Stresses in Gas Tungsten Arc Welding Process	77
<i>Adirek Baisukhan, Wasawat Nakkiew, Siwasit Pitjarnit</i>	

Hands-on Industrial Process Modelling Using the MATLAB System Identification Toolbox	85
<i>Abubakar Sadiq Bappah</i>	
Model Based Design of Finger Exoskeleton for Post Stroke Rehabilitation Using a Slotted Link Cam with Lead Screw Mechanism	95
<i>Mohd Nor Azmi Bin Ab Patar, Takashi Komeda, Jamaluddin Mahmud, Cheng Yee Low</i>	
Quantile Estimation Using a Combination of Stratified Sampling and Control Variates	105
<i>Marvin K. Nakayama</i>	
A Simulation-Based Analysis for Inter Release Problem in Airport Baggage Handling Systems	115
<i>James T. Lin, Irene Liou, Chun-Chih Chiu</i>	
A New Two-Phase Approach for Petri Net Based Modeling of Scheduling Problems	125
<i>Reggie Davidrajuh</i>	
Simulation and Analysis of Impulse Faults in Power Transformer	135
<i>Kaveri Bhuyan, Saibal Chatterjee, Anwesa Yadav, Sarita Bansal, Sanat Kumar Paul</i>	
The Online Study Design for Different Study Location Environment, Using ICT and Social Methodology Tool	143
<i>Platt Pangthong, Phudinan Singkamfu</i>	
Telematics Technology Development Forecasting: The Patent Analysis and Technology Life Cycle Perspective	149
<i>Shu-Hao Chang, Chin-Yuan Fan</i>	
Empirical Study of Collaborative Learning Knowledge Management System for Thai Students	159
<i>Krittawaya Thongkoo, Chiraporn Thongkhu</i>	
Factors for Enterprise Resource Planning System Selection to Support Information Management of Manufacturers	165
<i>Porntida Kaewkamol</i>	
Low Level of Licensing Activities by Universities in Japan	173
<i>Shigenori Hata, Kumiko Miyazaki</i>	
Analysing Industry Clustering to Develop Competitive Advantage for Wualai Silver Handicraft	181
<i>Khanita Tumphasuwan</i>	

University-Industry Linkages (UILs) and Research Collaborations: Case of Thailand's National Research Universities (NRUs)	189
<i>Naparat Siripitakchai, Kumiko Miyazaki</i>	
Factors Affecting the Use of Information Technology for Collaboration among Government, Educational and Tourism Small Business Sectors	199
<i>Kannika Daungcharone</i>	
How Managerial Capabilities of Entrepreneur Leverage Innovative Capability of SMEs: A Perspective of TIM	207
<i>Qingrui Xu, Siyu Liu, Zhiyan Wu</i>	
Definition of Complex Hurst and Fractional Analysis for Stock Market Fluctuation	215
<i>Qing Zou, Yufan Hu, Jun Steed Huang</i>	
Water Cycle and Artificial Bee Colony Based Algorithms for Optimal Order Allocation Problem with Mixed Quantity Discount Scheme	229
<i>Chanikarn Praeapanichawat, Charoenchai Khompatraporn, Chorkaew Jaturanonda, Chiranya Chotyakul</i>	
The Management of Assessment and Allocation of Marshalling Yards and Designation Their Catchment Areas	241
<i>Juraj Camaj, Jana Lalinská, Jaroslav Masek</i>	
Improving Vehicle Routing Decision for Travel Agency in Chonburi, Thailand	251
<i>Tantikorn Pichpibul</i>	
Differential Evolution Algorithm for Storage Location Assignment Problem	259
<i>Warisa Wisittipanich, Pongsakorn Meesuk</i>	
Master Production Scheduling for the Production Planning in the Pharmaceutical Industry	267
<i>Sivinee Wattitham, Tuanjai Somboonwiwat, Suksan Prombanpong</i>	
A Hybrid Genetic Algorithm for Simultaneous Scheduling of Machines and AGVs in FMS	277
<i>James T. Lin, Chun-Chih Chiu, Yu-Hsiang Chang, Hung-Ming Chen</i>	
Collaborative Agents Supporting Tactical Planning Activities – An Industrial Application	287
<i>Ana Paula M. Tanajura, Pinar Öztürk, Herman Lepikson</i>	
Minimizing Makespan Using Node Based Coincidence Algorithm in the Permutation Flowshop Scheduling Problem	303
<i>Ornrumphra Srimongkolkul, Prabhas Chongstitvatana</i>	

An Inventory System of Packaging Materials: Case Study at PT. Djambi Waras Jujuhan	313
<i>Nilda Tri Putri, Jonrinaldi, Y.R. Risa Noviani</i>	
A Pattern In Formgiving Design: Giving Priority To a Principle Solution in Industrial Design Situation	331
<i>Rusmadiyah Anwar, Shahriman Zainal Abidin, Oskar Hasdinor Hassan</i>	
Simulation of Logistic Operations	341
<i>Jana Lalinská, Kendra Martin, Čamaj Juraj</i>	
Contracting Decisions in Project Management – An Outline of the Dedicated Decision Support System	347
<i>Tomasz Błaszczuk, Paweł Błaszczuk</i>	
Factory Logistics Improvement Projects: Case Northern Thailand	357
<i>Sakgasem Ramingwong, Apichat Sopadang, Korrakot Yaibuathet Tippayawong</i>	
Enhancing Project Funding Decision Quality	363
<i>Ofer Zwikael, Ying-Yi Chih</i>	
Software Project Team Selection Based on Enterprise Social Networks	375
<i>Panos Fitsilis, Vassilios Gerogiannis, Leonidas Anthopoulos</i>	
Study on the Agriculture Information Cloud Architecture and Application	385
<i>Peng Qing, Ming Ye, Guangyuan Liu</i>	
Enhanced Value Stream Mapping: Potentials and Feasibility of IT Support through Manufacturing Execution Systems	393
<i>Markus Philipp Roessler, Ina Kleeberg, Moritz Kreder, Joachim Metternich, Klaus Schuetzer</i>	
Automatic Oil Palm Detection and Identification from Multi-scale Clustering and Normalized Cross Correlation	403
<i>Teerawut Wong-in, Tonphong Kaewkongka, Nagul Cooharajanane, Rajalida Lipikorn</i>	
A Comparison Approach for Accuracy Feature of Requirements Prioritization Models	411
<i>Jenjira Jaimunk, Pradorn Sureephong</i>	
A Novel Approach on Operation and Maintenance Guideline Using Semantic Processing and Clustering	419
<i>Ki Hoon Jang, Gyeong-June Hahm, Heejung Lee, Hyo-Won Suh</i>	

Rotting Load Equivalency Factors of Heavy Vehicles Operating in the Sothern Part of Malaysian Peninsula	429
<i>Osama Mahmoud Yassenn, Intan Rohani Endut, Mohamed Ahmed Hafez, Siti Zaharah Ishak</i>	
Enhancing Virtual Manipulatives for After-School Tutoring in the Subtraction Unit	439
<i>Wen-Chung Shih</i>	
Implementing an Information System Development Simulation in an Industrial Engineering Class: A Case Study	451
<i>Sakgasit Ramingwong, Lachana Ramingwong</i>	
Exploring the ISO 14001 Environmental Management System (EMS) towards SMEs Organizational Performance: Case Study of Southern Malaysia Furniture Manufacturers	459
<i>A.H. Nor Aziati, Ng Seow Chian, Abdul Talib Bon, Y. Ngadiman, M.F. Ahmad</i>	
Happy Workers Work Happy? The Perspective of Frontline Service Workers	473
<i>Wan-Jung Hsiao</i>	
Analyzing Cargo Loss Severity of Electronics Products with Decision Tree	477
<i>Mu-Chen Chen, Pei-Ju Wu, Chih-Kai Tsau</i>	
A Comparison of Inventory Management between Decentralized and Centralized Distribution Networks with Backorder	485
<i>Kanokwan Singha, Parthana Parthanadee, Jirachai Buddhakulsomsiri</i>	
A Study on Hong Kong Rice Supply Chain Risk Management with Value Chain Analysis	491
<i>Anthony Lam, Tao Zhang, Kin Keung Lai</i>	
The Role of Product Development to Drive Product Success: An Updated Review and Meta-Analysis	501
<i>Yosephine Suharyanti, Subagyo, Nur Aini Masruroh, Indra Bastian</i>	
Management Practices of Thai Silk Product	511
<i>Kanogkan Leerojanaprapa, Walailak Atthirawong</i>	
Fuzzy Multi-objective Supplier Selection Problem: Possibilistic Programming Approach	521
<i>Dicky Fatrias, Ahmad Syafruddin Indrapriyatna, Difana Meilani</i>	
Value Adding and Improving Factors of Thai Long Steel Supply Chain for ASEAN Economic Community	531
<i>Apinun Chedchoosuwana, Tuanjai Somboonwivat, Charoenchai Khompatraporn</i>	

Analysis of Causal Competitive Factors of Thai Iron and Steel Supply Chain by DEMATEL Method	541
<i>Supattra Rattanavijit, Tuanjai Somboonwiwat, Charoenchai Khompatraporn</i>	
Combining Balanced Scorecard and Data Envelopment Analysis to Design Performance Measurement for Supply Chain Actor and Regulator: A Case Study in Innovative Product in Indonesia	551
<i>Elisa kusrini, Subagyo, Nur Aini Masrurroh</i>	
A Study of Consumers' Post Consumption Behaviour for Mobile Phone in Indonesia	563
<i>Siti Mahsanah Budijati, Subagyo, Muhammad Arif Wibisono, Nur Aini Masrurroh</i>	
Green Supply Chain Assessment to Operations Improvement for Can Packaging Industry	575
<i>Tuanjai Somboonwiwat, Tuangyot Supeekit, Patiyut Punta</i>	
Selection of Digital Marketing Channels: Application of Modern Portfolio Theory	585
<i>Tomás Frausto-da-Silva, António Grilo, Virgílio Cruz-Machado</i>	
The Effect of Stockout Cause and Brand Equity on Consumer Preference in Online Retailing	599
<i>Jun Ding, Qiang Lu, Xianghua Chu</i>	
Development of a Remote Controlled Mobile Robot for Toy Application Using RF Module in PIC Microcontroller	609
<i>Rionel Belen Caldo, Donabel D. Abuan, Elmer P. Dadios</i>	
Generalized Space Fourier Transform Method for the Analysis of Electrical Machines	617
<i>Ankita Dwivedi, S.K. Singh, R.K. Srivastava</i>	
Product Attribute Analysis for Customer Involvement in Value Creation	629
<i>Risdiyono</i>	
Influence of Gender of Customers on Service Quality	639
<i>S. Valli Devasena</i>	
The Service Quality of Indonesia's Logistics Service Provider in Preparation for ASEAN Economic Community	647
<i>Mahendrawathi ER, Thananya Wasusri, Hanim Maria Astuti, Anisah Herdiyanti</i>	

Effects on Physical and Mechanical Properties of Thermochemical Treated Kenaf (<i>Hibiscus Cannabinus</i>) Fibres Composite Board	657
<i>Mohamad Nurul Azman Mohammad Taib, Mohd Ariff Jamaludin, Masitah Abu Kassim</i>	
Design Process Using Lean Six Sigma to Reduce the Receiving Discrepancy Report of ACE Logistics	665
<i>Jervie Bersamin, Roselyn Drio, Ariane Lanel Lacibal, Camille Manalastas, Sheily Mendoza, Ghil Michael Danico Orallo, Carl Timmothy Tan</i>	
A Study on Carbon Emission Effects of Foreign Direct Investment in Secondary Industry of Shandong Province	675
<i>Bin Xiong, Meng-jiao Wang</i>	
An Evaluation Performance of Log Periodic Dipole Antenna Based on the Parameter of Flux Density of the Solar Radio Burst Event	685
<i>Z.S. Hamidi, N.N.M. Shariff</i>	
Attitude and Opinion of Bicycle-Helmet Signal	693
<i>Pattama Longani, Orawit Thinnukool, Anusorn Yodjaiphet</i>	
Real Time Customer Satisfaction Index	701
<i>Afizan Azman, Luwe Cheng Wong, Mohd Fikri Azli, Siti Zainab, Kirbana Jai Raman, Sumendra Yogarayan</i>	
FLC-Based Indoor Air Quality Assessment for ASHRAE Standard Conformance	711
<i>Rionel Belen Caldo</i>	
Artificial Intelligent System to Stop Bots from Playing Online Games	719
<i>Gagandeep Singh, Pooja Choudhary, Vikrant Sharma</i>	
Multi-lane Detection Based on Original Omni-Directional Images	727
<i>Chuanxiang Li, Bin Dai, Tao Wu</i>	
A Framework for Text Classification Using Intuitionistic Fuzzy Sets	737
<i>Peerasak Intarapaiboon</i>	
An Adaptive Incremental Fuzzy TSK Controller Combined with Evolutionary Optimization	747
<i>Niusha Shafiabady, Rajprasad K. Rajkumar, Dino Isa, J. Michael Menke, M.A. Nima Vakilian</i>	
Ground Grid Integrity Testing Using Matlab Fuzzy Logic Toolbox	759
<i>Bryan M. Dimayuga, Kevin Martin E. Jaron, Alexander T. Montero, Mark Kenneth Z. Peros, Rionel Belen Caldo</i>	
Filtering as a Tool of Diversity in Ensemble of Classifiers	767
<i>Eva Volna, Martin Kotyrba, Vaclav Kocian</i>	

Mining High Utility Patterns in Different Time Periods	779
<i>Show-Jane Yen, Yue-Shi Lee</i>	
Content Based Image Retrieval Using Fuzzy Texton and Shearlet Transform	791
<i>Sudhakar Putheti, P.R. Krishna Prasad, Srinivasa Reddy Edara</i>	
Assessing Lean Implementation	803
<i>Timo Schröders, Virgílio Cruz-Machado</i>	
Concealing of Al₂(SO₄)₃ Stain by Spray Coating Process	813
<i>Chachsanun Srisoy, Suksan Prombanpong</i>	
Developing Interfaces Based on Services to the Cloud Manufacturing: Plug and Produce	821
<i>Eduardo Cardoso Moraes, Herman Augusto Lepikson, Armando Walter Colombo</i>	
Optimization of Teflon Spraying Process for Non-stick Coating Application	833
<i>Oraphan Poonkwan, Viboon Tangwarodomnukun, Suksan Prombanpong</i>	
Multidimensional Process Analytical System for Manufacturing Management	841
<i>Poonphon Suesaowaluk</i>	
The Design of Machine Cluster for Loading and Unloading Slider in the Hard Disk Drive Manufacturing	849
<i>Amarin Wongsetti, Suksan Prombanpong</i>	
A Study of Downloading Game Applications	859
<i>Long-Sheng Chen, Chen-Wei Yen</i>	
Explicating the Trends of China's Logistics Services for Electronic Commerce	871
<i>Mu-Chen Chen, Pei-Ju Wu, Wei-Hua Xiong</i>	
Measuring Customer Relationship Marketing Outcomes in the Greek Banking Sector	881
<i>Ilias Santouridis, Melania Stoumbou</i>	
Analysis of Websites of Top Global Logistics Providers by a Trust Building Framework	891
<i>Lachana Ramingwong, Sakgasit Ramingwong</i>	
An Empirical-Based Construction of the Multi-purpose Process Reference Model for Hospital Supply Chain	901
<i>Wirachchaya Chanpuypetch, Duangpun Kritchanchai</i>	

Smartphone Based Healthcare Platform and Challenges	913
<i>Bofan Song, Bingwen Yu, Dan Zhu, Wei Jin, Ying Mu</i>	
Operating Rooms Decision Optimization Integrating Surgery Planning and Nurse Rostering	919
<i>Siyu Wang, Changyue Ma, Wei Xiang</i>	
Linking Hospital Supply Chain Processes and Performance to Identify Key Performance Indicator	927
<i>Tuangyot Supeekit, Tuanjai Somboonwiwat, Duangpun Kritchanchai</i>	
Kansei's Physiological Measurement in Small-Medium Sized Enterprises Using Profile of Mood States and Heart Rate	939
<i>Mirwan Ushada, Tsuyoshi Okayama, Nafis Khuriyati, Atris Suyantohadi</i>	
Investigation of Customer and Technical Requirements for Designing an Ergonomics Notebook Soft Case Using Quality Function Deployment (QFD) Approach	949
<i>Hilma Raimona Zadry, Defri Arif Irfansyah</i>	
Demographic Characteristics in Correlation with Household Electricity Use	959
<i>Lusi Susanti, Prima Fithri, Karin Bestarina</i>	
Central Composite Design for the Experiments with Replicate Runs at Factorial and Axial Points	969
<i>Haeil Ahn</i>	
A Software Trustworthiness Measure Based on the Decompositions of Trustworthy Attributes and Its Validation	981
<i>Hongwei Tao, Yixiang Chen, Jianmin Pang</i>	
Review Relationship TPM as Mediator between TQM and Business Performance	991
<i>M.F. Ahmad, A.H. Nor Aziati, Abdul Talib Bon, Y. Ngadiman, Shiau Wei Chan</i>	
Theoretical Review of Critical Factors that Impact on Global Human Resource Practices: Case on Multinational Companies in Emerging Economies	997
<i>Muhammad Mehmood Aslam, Syed Shaheer Hassan Rizvi, Asif Hameed</i>	
Ranking Measures for Sustaining Quality Excellence Practices: An Empirical Investigation	1009
<i>Mehran Doulatatabadi, Sha'ri Mohd Yusof</i>	
Software Reliability Analysis Considering the Fault Detection Trends for Big Data on Cloud Computing	1021
<i>Yoshinobu Tamura, Shigeru Yamada</i>	

Effect of Vibration Transmissibility on Fatigue Lifetime of Electronic Devices	1031
<i>Liu Yang, Ying Chen, Zenghui Yuan, Liqun Chen</i>	
Reliability Importance of the Channels in Safety Instrumented Systems	1041
<i>Yiliu Liu, Mary Ann Lundteigen</i>	
Fatigue Damage Ratios for Heavy Vehicles Operating in the Southern Part of Malaysian Peninsula	1055
<i>Osama Mahmoud Yassenn, Intan Rohani Endut, Mohamed Ahmed Hafez, Siti Zaharah Ishak, Nurul Elma Kordi</i>	
Process Reliability Modeling Based on Nonlinear Correlation Analysis	1065
<i>Chuanliang Zhang, Wei Dai, Yu Zhao</i>	
Identification of Public Awareness in Preventive Maintenance for Personal Automobile	1073
<i>Y. Ngadiman, A.H. Nor Aziati, Abdul Talib Bon, M.F. Ahmad, Raja Zuraidah Raja Mohd Rasi, Martin Yaw Swee Hock</i>	
A Novel Analysis of Clinical Data and Image Processing Algorithms in Detection of Cervical Cancer	1091
<i>Abhishek Das, Avijit Kar, Debasis Bhattacharyya</i>	
Author Index	1099

An Inventory System of Packaging Materials: Case Study at PT. Djambi Waras Jujuhan

Nilda Tri Putri, Jonrinaldi, and Y.R. Risa Noviani

Department of Industrial Engineering, Faculty of Engineering,
Andalas University, Padang 25163, Indonesia
nildatriputri@gmail.com, jonrinaldi@ft.unand.ac.id

Abstract. PT Djambi Waras Jujuhan is one of Crumb Rubber Factory which is inseparable of inventory problems. It needs packaging materials for production process, especially in packaging process. Currently, PT Djambi Waras Jujuhan has the problems in controlling inventory system of packaging materials because of one supplier only supplying materials, variation of lead time, high minimum stocks of packaging materials and pile up in the storage. The aim of the research is to propose an inventory system of packaging materials to improve inventory performance considering variations of lead time. The inventory system we proposed consists of four steps. The first step is calculating Inventory Turnover (ITO) to identify how the performance level of the existing inventory system. The second step is determining aggregate planning of packaging materials, classifying packaging materials using ABC analysis and testing distribution of lead time. The third step is determining economic order quantity and order interval, safety stock and reorder point. The fourth step is calculating total annual inventory cost considering safety stock and variation of lead time. Sensitivity analysis is performed to see the effects of changes of input parameters to the decision variables and total inventory cost. Based on analysis we have done, current inventory system of packaging materials at PT Djambi Waras Jujuhan has not been efficient yet that we can see from the value of inventory turnover. From 38 types of packaging materials, 18 types of packaging materials have the value of inventory turnover more than 1 and 20 types have the value of inventory turnover less than 1. The inventory system we proposes in this paper can save 78,46% of total current inventory cost that is Rp.320.728.188,-. Therefore, the inventory system considering variation of lead time we proposed at PT Djambi Waras Jujuhan has increased the inventory performance.

1 Introduction

Inventory is one of the most important factors in logistics management. Inventory planning will determine the smoothness of the production process in the company. Deficiency or excess inventories may cause problems in the company. So, inventory management seeks to achieve balancing between deficiency and excess inventory in a period of planning that involve risks and uncertainties [2]. In addition, each company must be able to maintain the optimum amount of inventory so as to ensure the

smoothness whole operation of the company in the right quantity, right quality and lowest possible cost.

Inventory problems can be influenced by several parameters such as demand, lead time, holding costs, ordering cost, back order costs and price, which often vary in the real situation. Deterministic models are not sensitive for these changes. To cope their variations, especially variations of lead time and demand, the probabilistic model is characterized by the presence of safety stock that is an important part of the company inventory policies. Safety stock be able to meet the demand during lead time [1,2].

PT Djambi Waras Jujuhan is one of Crumb Rubber Factory that produces natural rubber balles into products such as: SIR-10, SIR-20 and SIR-20 CV. The company needs packaging materials for packaging process. And the company had difficulty to control the packaging materials inventory because the company has only one supplier, varying demand and lead time which varies from 1 day, 3 days, 5 days until more than 1 month, the packaging materials ordered the last period came periodically, minimum stock of packaging materials in warehouses is quite high. Because the existing inventory system for packaging materials in the company has not yet precise and optimal, so the packaging material is damaged and pill up in warehouses. This situation happened because of the size specification of the packaging materials that has been holding in previous period by the company no longer fit the size specifications set by the consumer (buyer), so that situation has explained before happened and the company is loss. Figure 1, 2, and 3 showed the variation of the finished product demand, variation of lead time, and one of the packaging materials inventory.

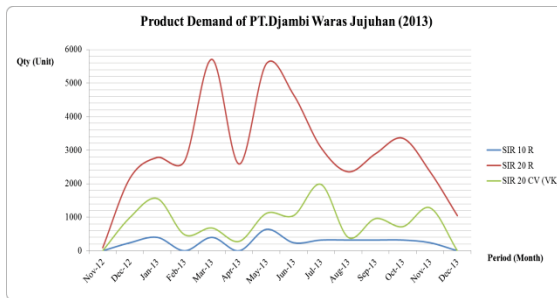


Fig. 1. Graph of Product Demand (SIR) in PT Djambi Waras Jujuhan

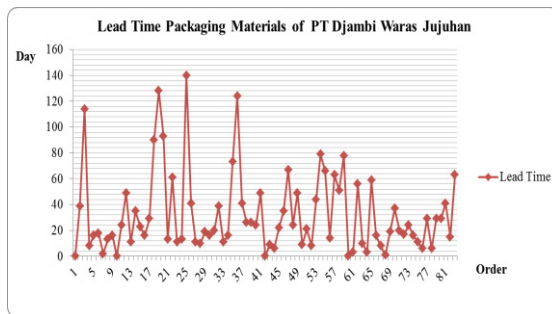


Fig. 2. Graph of Lead Time Packaging Materials in PT Djambi Waras Jujuhan

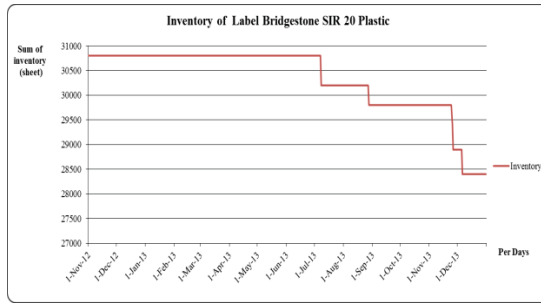


Fig. 3. Graph of Label Bridgestone SIR 20 Plastic Inventory

Examples for safety stock of Label Bridgestone SIR 20 Plastic is 30,000 sheets and changed in October 2012 to be 7000 sheets, though this type of packaging material start in November 2012 until in July 2013 are not used. That type of packaging material used on August 28th, 2013 was 400 sheets. It was concluded that this type of packaging material has a lot of stock and long stored in the warehouse. As a result of too much storage, there are some packaging material that discarded due to damage such as Plastic bags SIR R 20/35 SEU damaged amount of 654 sheets or approximately 27.25 kg and removed from the warehouse on April 10, 2013. In addition, there are some packaging material have not been established safety stock to be provided by the company to cope with demand fluctuations or variations. For example: Label SMPT C 20 UG230 SIR Plastic, Red Plastic, etc.

Consequences that must be accepted by the company because inventory system still doesn't optimal or appropriate is the high inventory cost and inventory policy for safety stock is not accurate that will increase the risk of losses in the future. Now, company management has not been too considering the consequences. Based on the issues that have been disclosed and supporting data of this research to be done so this research to improve the existing inventory system is needs by evaluate inventory system with considering variations of lead time, so the company can make appropriate planning of when order time, optimal quantity order and how much safety stock should be provided for a certain period to anticipate variations of lead time so that inventory cost can be minimized.

2 Literature

2.1 Inventory

According to reference [1] inventory is a number of materials, spare-parts, work in process, finished goods/products or components supplied to meet consumer demand at all times and use an asset that is waiting in a production process. So, basically this inventory is intended to facilitate or expedite the process of the operation in the company.

2.1.1 Inventory Costs

According to reference [1] the elements contained in the inventory can be divided into four groups, that is:

1. Ordering Costs
2. Inventory carrying costs/stock holding cost (%)
According to Tersine (1994), holding costs are typically at intervals of 20-40% of the investment companies [8].
3. Shortage costs/out of stock cost).
4. Capacity associated costs

2.1.2 ABC Analysis

ABC Analysis is the method to classification material into group based on materials usage during the period of time (price per unit multiplied by the volume of material usage in period of time). ABC classification is using principle 80-20 or Pareto law which about 80% of the total inventory of material represented or represented by 20% of material inventory. Use of ABC analysis is to establish the engineering priority, purchase priority, security, recharging system (replenishment systems), and investment decisions and also can be applied in the company that have various types of inventory materials with different using value.

2.1.3 Probabilistic Models

This model considers all variables have values that are uncertain and one or more variable is a random variable. Parameters such as demand, lead time, inventory costs are varies in the real condition. And deterministic models are not sensitive to such things. The equation used to determine the total inventory cost is using equations Economic Order Interval (EOI)-Multiple Items. The equation is as follows:

1. Total Inventory Cost

$$TC(T) = \sum_{i=1}^n P_i R_i + \frac{C+nc}{T} + \frac{TF}{2} \sum_{i=1}^n P_i R_i \quad (1)$$

2. Optimum Order Interval (T^*)

$$T^* = \sqrt{\frac{2(C+nc)}{F \sum_{i=1}^n P_i R_i}} \quad (2)$$

3. Maximum Inventory each items (E_i)

$$E_i = \frac{R_i T}{N} + \frac{R_i L}{N} = \frac{R_i(T+L)}{N} \quad (3)$$

where:

- R_i = Demand or requirement per item
- P_i = Purchasing cost per item
- n = number of items are ordered at the same time
- c = additional ordering cost for each item

When the lead time varies, reorder point policies that may set the lead time is the time that the minimum lead time, the average lead time or maximum lead time. With a minimum or maximum limit, then the reorder point should be different. If the reorder point based on a minimum lead time then tend not sufficient, and if the maximum lead time based on the results obtained is excessive inventory levels, so it can not be evaluated statistically, so in practice the reorder point based on the average lead time. The solution in this case is similar to variation demand and constant lead time. The basic difference is the demand during lead time probability distribution is obtained by adding a constant demand during lead time. This case can be seen in Figure 4

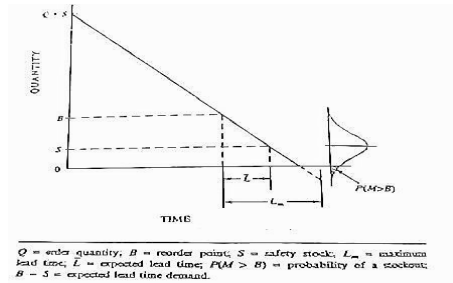


Fig. 4. Constant Demand and Variable Lead Time (Source: Tersine, 1994)

If the lead time is normal distribution, the formulations are used to optimize the reorder point is as follows:

$$B = \bar{M} + Z\sigma = D\bar{L} + ZD\sigma_L \tag{4}$$

where:

- B* = reorder point
- D* = rate constant demand per period
- σ = standard deviation of demand during lead time
- σ_L = standard deviation of lead time
- \bar{L} = average lead time in the period

2.2 Sensitivity Analysis

Sensitivity analysis is one step of the modeling system in validation the inventory model built or developed. Two important issues in the sensitivity analysis are as follows [3]:

1. Find response of optimal solutions generated to changes in the input values.
2. Find out how the big error occurs (loss of profits or savings).

3 Research Methodology

Research methodology is structured for problems can be resolved with better and more focused. The steps are shown in the flowchart in Figure 5.

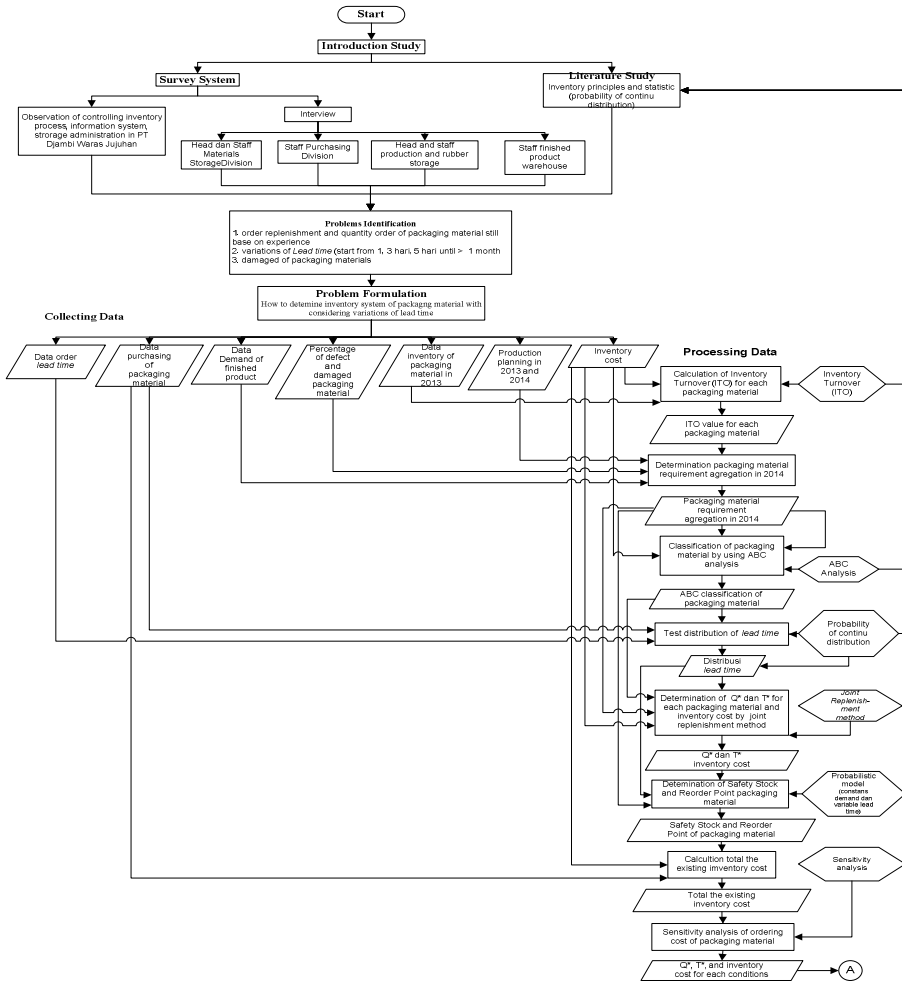


Fig. 5. Flowchart of Research Methodology

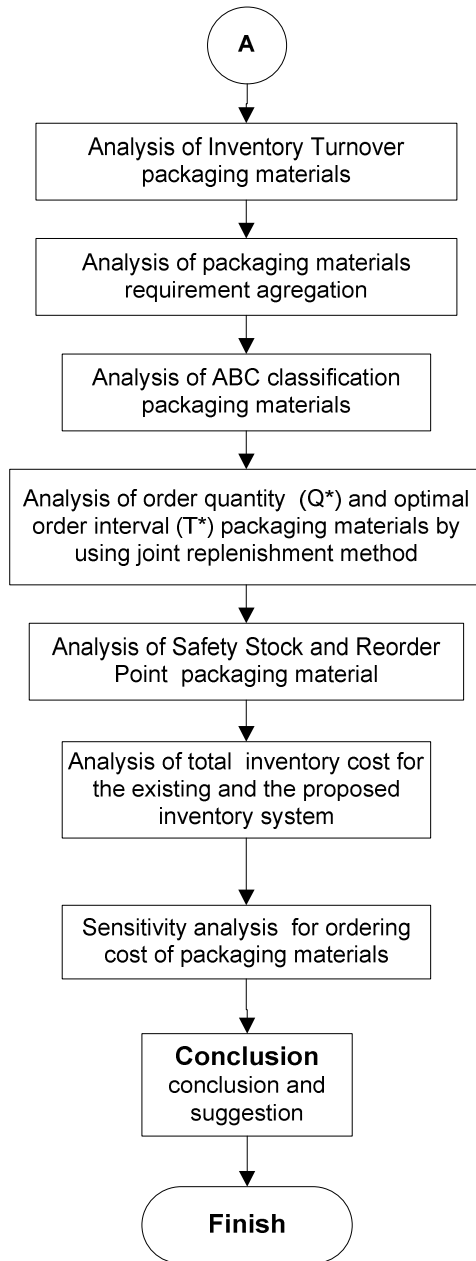


Fig. 5. Flowchart of Research Methodology (continue)

4 Results and Discussion

4.1 Data Collection

The data collected are as follows:

1. Data demand of finished products in 2013
2. Plan production in 2013 and 2014
3. Data supplies packaging materials in 2013
4. Component inventory cost of packaging materials
5. Percentage of defect or damaged packaging materials
6. Data order lead time of packaging materials
7. Data purchase of packaging materials.

Ordering costs of packaging material can be seen in Table 1, and transportation cost and PPN can be seen in Table 2, the percentage of defect packaging materials can be seen in Table 3, and data lead time can be seen in Table 4.

Table 1. Ordering Costs of Packaging Materials

Number	Component	Cost
1	Make PR from storage and buy sheet (@Rp. 1000)	Rp 6.000
2	Make an covering letter (3 pieces) @Rp. 1000)	Rp 3.000
3	Goods Receiving Report 6 pieces (@Rp. 1000)	Rp 6.000
4	Communication Fee via Telephone and email	Rp 30.925
5	Administration Fee	Rp 72.565
6	Goods Receiving Fee	Rp 206.360
Total		Rp 324.850

(Source: Materials Storage and Purchasing Division of PT Djambi Waras Jujuhan)

Table 2. Transportation Costs of Packaging Materials

Number	Component	Cost
1	Transportasi Cost Per Kg	Rp 600
2	Delivery Cost Per Kg	Rp 500
3	Value Added Tax (PPN) % Per Unit	10%

(Source: Purchasing Division of PT Djambi Waras Jujuhan)

Table 3. Percentage Defect of Packaging Material

Number	Code	Type of Packaging Material	Unit	Percentage (%)
1	PLS-0001	Plastic Bag SIR 10 SEUR	Kg	3%
2	PLS-0002	Plastic Bag SIR 20 SEUR	Kg	3%
3	PLS-0003	Plastic Bag SIR 20 SEUVK	Kg	3%
4	PLS-0071	Bridgeston Plastic SIR 20	Sheet	3%
5	PLS-0074	Good Year Plastic SIR 20 NOLO	Sheet	3%
6	PLS-0075	Good Year Plastic SIR 20 SEUNOVOLO	Sheet	3%
7	PLS-0076	Good Year Plastic SIR 10 NIMBO	Sheet	3%
8	PLS-0077	Good Year Plastic SIR 20 SEUCVNIVCO	Sheet	3%
9	PLS-0093	Plastic SIR 10	Sheet	3%
10	PLS-0099	SMPT Plastic C UG230SIR20	Sheet	3%
11	PLS-0163	Shrink Wrapped Plastic 0,25mm x 165 mm x252 mm	Kg	5%
12	PLS-0189	Blank Plastic SIR 20 SEU	Sheet	5%
13	PLS-0195	Blueprint Plastic 0,14mm x 145 x 870 cm	Kg	5%
14	PLS-0199	Blueprint Plastic 0,10 mm x 140 x 160 cm	Kg	3%
15	PLS-0202	Gyo Plastic SR 20 SEUCOOPER TIRE	Sheet	3%
16	PLS-0223	Blank Plastic 0,1 x 140 x 160 cm	Kg	3%
17	PLS-0225	White Blank Plastic 0,1 mm x 125 x 160 cm	Kg	3%
18	PLS-0230	Trapping Band Plastic SMPT	Rol	3%
19	PLS-0253	Wire Plastic MB 0,2mm x 90 x 271 cm	Kg	3%
20	PLS-0296	Red Plastic 0,14 mm x 146 x 340 cm	Kg	3%
21	PLS-0297	Red Plastic 0,14 mm x 146 x 370 cm	Kg	3%
22	PLS-0302	Blue Plastic 0,1 mm x 140 x 170 cm	Kg	3%
23	PLS-0312	Blue Plastic 0,1 mm x 110 x 150 cm	Kg	3%
24	PLS-0326	Sumtomom Plastic	Sheet	3%

(Source: Finished Product Warehouse of PT Djambi Waras Jujuhan)

Table 4. Order Lead Time of Packaging Materials

Order	Lead Time (Days)	Order	Lead Time (Days)	Order	Lead Time (Days)	Order	Lead Time (Days)
1	8	15	13	29	22	43	37
2	16	16	11	30	35	44	20
3	18	17	10	31	24	45	17
4	2	18	19	32	9	46	24
5	13	19	16	33	21	47	16
6	16	20	20	34	8	48	11
7	24	21	11	35	14	49	6
8	11	22	16	36	3	50	29
9	35	23	26	37	10	51	6
10	23	24	26	38	3	52	29
11	16	25	24	39	16	53	29
12	29	26	1	40	8	54	15
13	13	27	9	41	1		
14	11	28	6	42	19		

(Source: Purchasing Division of PT Djambi Waras Jujuhan)

4.2 Results

The following are the results of the calculations have been carrying out.

Table 5. Summary of Packaging Material Requirements 2014

Number	Code	Type of Packaging Material	Unit	Total Requirement (2014)
1	PLS-0001	Plastic Bag SIR 10 SEUR	Kg	4201,73
2	PLS-0002	Plastic Bag SIR 20 SEUR	Kg	59969,25
3	PLS-0003	Plastic Bag SIR 20 SEUVK	Kg	14833,31
4	PLS-0071	Bridgeston Plastic SIR 20	Sheet	2294
5	PLS-0074	Good Year Plastic SIR 20 NOLO	Sheet	17955
6	PLS-0075	Good Year Plastic SIR 20 SEUNOVOLO	Sheet	32398
7	PLS-0076	Good Year Plastic SIR 10 NIMBO	Sheet	9515
8	PLS-0077	Good Year Plastic SIR 20 SEUCVNIVCO	Sheet	43951
9	PLS-0093	Plastic SIR 10	Sheet	1158
10	PLS-0099	SMPT Plastic C UG230SIR20	Sheet	25891
11	PLS-0163	Shrink Wrapped Plastic 0,25mm x 165 mm x252 mm	Kg	25772
12	PLS-0189	Blank Plastic SIR 20 SEU	Sheet	21665
13	PLS-0195	Blueprint Plastic 0,14mm x 145 x 870 cm	Kg	20045,2
14	PLS-0199	Blueprint Plastic 0,10 mm x 140 x 160 cm	Kg	17522,44
15	PLS-0202	Gyo Plastic SR 20 SEUCOOPER TIRE	Sheet	7632
16	PLS-0223	Blank Plastic 0,1 x 140 x 160 cm	Kg	4008,9
17	PLS-0225	White Blank Plastic 0,1 mm x 125 x 160 cm	Kg	1068,48
18	PLS-0230	Trapping Band Plastic SMPT	Rol	1295
19	PLS-0253	Wire Plastic MB 0,2mm x 90 x 271 cm	Kg	41346,84
20	PLS-0296	Red Plastic 0,14 mm x 146 x 340 cm	Kg	3107,52
21	PLS-0297	Red Plastic 0,14 mm x 146 x 370 cm	Kg	3301,74
22	PLS-0302	Blue Plastic 0,1 mm x 140 x 170 cm	Kg	3365,96
23	PLS-0312	Blue Plastic 0,1 mm x 110 x 150 cm	Kg	30789,64
24	PLS-0326	Sumtomom Plastic	Sheet	34491

Table 6. Summary of ABC Classification Based on Usage Value / Demand Packaging Materials

Class	Usage Value	Amount of items	Percentage of items	Total usage value/demand	Percentage usage value/demand
A	>360 million	5	20,83%	Rp 4.226.892.496	79,41 %
B	70 million < usage value < 360 million	4	16,67%	Rp 782.532.795	14,56%
C	< 70 million	15	62,50%	Rp 323.674.462	6,02%
Total			100%	Rp 5.373.099.753	100%

Data collected amount of 80 data and after testing data distribution, data can only 54 data. This happened because there are some data that is too extreme like ordering

lead time is more than 1 month and out of the control limits I-MR control chart. Distribution of lead time obtained is a normal distribution with a mean = 16.2 days (0,044 years) and standard deviation = 8.97 days (0,025 years).

Determination of Q * and T * packaging material the proposed system (2014) by using joint replenishment method

Code material	= PLS-0002
Type of material	= Plastic Bag SIR 20 SEU R
Unit	= kg
Class	= A
Total requirement (Ri)	= 59.969,25 kg
Price per unit (Pi)	= Rp. 27.940, -
S = ordering cost for 1x order	= Rp. 324.850, -
k = fraction of holding cost	= 0,24

Step to determination Q * and T * are as follows:

Step 1: Calculate annual demand (PiRi)

$$PiRi = Rp. 27\ 940, - \times 59969.25\ kg = Rp. 1.675.540.845, -$$

Step 2: Total annual demand = Rp. 4.894.941.013, -

Step 3: Economic Order Interval (EOI)

$$T^* = \sqrt{\frac{2(C + nc)}{F \sum_{i=1}^n P_i R_i}} = \sqrt{\frac{2(Rp. 324.850 + (7 \times 0))}{0,24 \times Rp. 4.894.941.013}} = 0,02\ years = 8,58\ days$$

That included in Group AB.

Step 4: Optimal Order Quantity (Q *)

$$Q^* = Ri \times Q^* = 59.969,25\ kg \times 0,02 = 1.410,28\ kg\ per\ order$$

Step 5: Ordering cost (TC_p) Group AB

$$TC_p = \frac{C + nc}{T} = \frac{Rp. 324.850 + (7 \times 0)}{0,01} = Rp. 13.968.562, -$$

Step 6: Holding cost (TC_s) Group AB

$$TC_s = \frac{TF}{2} \sum_{i=1}^n P_i R_i = \frac{0,01 \times 0,24}{2} \times Rp. 4.894.941.013 = Rp. 13.813.571, -$$

Step 7: Total Inventory Cost

$$\begin{aligned} TC &= TCP + TCS \\ &= Rp. 13.968.562, - + Rp. 13.813.571, - \\ &= Rp. 27.782.133, - \end{aligned}$$

Determination of SS and B for the proposed system (2014)

Code material = PLS-0001
 Type of material = Plastik Kantong SIR 10 SEU R
 Class = B

Total demand in 2014 (D) = 4201,73 kg

\bar{L} = 16.2 days = 0,044 years

σ_L = 8.97 day = 0,025 years

SS = $ZD\sigma_L$
 = 2,33 x 4.201,73 kg x 0,025
 = 240,59 kg

B = $\bar{M} + Z_\sigma = D\bar{L} + ZD\sigma_L$
 = (4201,73 kg x 0,044 years) + 240,59 kg
 = 427,08 kg

Table 7. Summary of Inventory Cost Comparison between The Existing and The Proposed Inventory System in 2013

component of inventory system	existing inventory system	proposed inventory system
ordering cost	Rp 5,522,455	Rp 16,892,214
holding cost	Rp 403,234,152	Rp 71,136,205
total inventory cost	Rp 408,756,607	Rp 88,028,419
save	Rp 320,728,188	
% save	78.46%	

Table 8. Summary Inventory Costs of The Proposed System with Considering Safety Stock (SS) in 2014

component of inventory cost	proposed system 2014
ordering cost	Rp 19,815,867
holding cost	Rp 94,877,098
total inventory cost	Rp 114,692,965

Sensitivity analysis performed two conditions of ordering cost are:

Initial condition = Rp. 324 850, -

Condition 1 booking fee up to 30% = Rp. 422 305, -

Condition 2 booking fee rise 50% = Rp. 487 275, -

Table 9. Summary of Inventory Cost Comparison between Initial Condition, Condition 1 and 2

component of inventory cost	initial condition (proposed 2014)	sensitivity analysis	
		condition 1	condition 2
ordering cost	Rp 19,815,867	Rp 22,804,489	Rp 24,363,771
holding cost	Rp 19,368,350	Rp 22,083,316	Rp 23,721,287
total inventory cost	Rp 39,184,216	Rp 44,887,805	Rp 48,085,057
% increasing TC		14.56%	22.72%

4.3 Analysis

4.3.1 Analysis of Inventory Turnover (ITO) of Packaging Materials

The purpose of determination ITO value was to know how quickly turnover of packaging materials in the company and how much the company invested to inventory. Inventory management of the company will be efficient if ITO value more higher. Based on the results that have been obtained from 38 types of packaging material, just only 18 types of packaging material that has ITO value > 1, its means that 18 types of packaging material is changed at least once time for a year. For example, Plastic Bag SIR 20 SEU Plastic have ITO value = 10.28 x turn of the year,

Table 10. Inventory Turnover Value (ITO) of Proposed Inventory System

Number	Code	Type of Packaging Material	Unit	Class	ITO
1	PLS-0002	Plastic Bag SIR 20 SEUR	Kg	A	58.46%
2	PLS-0253	Wire Plastic MB 0,2mm x 90 x 271 cm	Kg	A	58.46%
3	PLS-0163	Shrink Wrapped Plastic 0,25mm x 165 mm x252 mm	Kg	A	58.46%
4	PLS-0312	Blue Plastic 0,1 mm x 110 x 150 cm	Kg	A	58.46%
5	PLS-0195	Blueprint Plastic 0,14mm x 145 x 870 cm	Kg	A	58.46%
6	PLS-0199	Blueprint Plastic 0,10 mm x 140 x 160 cm	Kg	B	58.46%
7	PLS-0003	Plastic Bag SIR 20 SEUVK	Kg	B	58.46%
8	PLS-0001	Plastic Bag SIR 10 SEUR	Kg	B	38.55%
9	PLS-0223	Blank Plastic 0,1 x 140 x 160 cm	Kg	B	38.55%
10	PLS-0302	Blue Plastic 0.1 mm x 140 x 170 cm	Kg	C	38.55%
11	PLS-0297	Red Plastic 0,14 mm x 146 x 370 cm	Kg	C	38.55%
12	PLS-0296	Red Plastic 0,14 mm x 146 x 340 cm	Kg	C	38.55%
13	PLS-0077	Good Year Plastic SIR 20 SEUCVNIVCO	Sheet	C	27.69%
14	PLS-0230	Trapping Band Plastic SMPT	Rol	C	27.69%
15	PLS-0326	Sumtomom Plastic	Sheet	C	27.69%
16	PLS-0075	Good Year Plastic SIR 20 SEUNOVOLO	Sheet	C	27.69%
17	PLS-0225	White Blank Plastic 0,1 mm x 125 x 160 cm	Kg	C	27.69%
18	PLS-0099	SMPT Plastic C UG230SIR20	Sheet	C	24.54%
19	PLS-0189	Blank Plastic SIR 20 SEU	Sheet	C	24.54%
20	PLS-0074	Good Year Plastic SIR 20 NOLO	Sheet	C	24.54%
21	PLS-0076	Good Year Plastic SIR 10 NIMBO	Sheet	C	24.54%
22	PLS-0202	Gyo Plastic SR 20 SEUCOOPER TIRE	Sheet	C	24.54%
23	PLS-0071	Bridgeston Plastic SIR 20	Sheet	C	8.53%
24	PLS-0093	Plastic SIR 10	Sheet	C	8.53%

its mean that packing material turn over 10 times a year and inventory control for this packaging materials quite good compared with other types of packaging materials. Meanwhile, 20 types of packaging material has ITO value <1 and ITO value = 0 as Label Good Year 10 VK / Nevo Plastic, Pink Plastic 0.1 x 150 x 880 cm, etc. That is happened because packaging materials not changed in one year.

If ITO value of the existing inventory system compared with the proposed inventory system in Table 5.1, so ITO value of the existing inventory system is still not optimal or it can be concluded that inventory turnover is still relatively slow if it compared with the proposed inventory system has been considering with variations of lead time. Based on these conditions, the company should improve the existing inventory system and implement the proposed inventory system that can reduce average inventory of packaging materials in warehouses. So turnover of packaging materials can be faster than the previous inventory system.

4.3.2 Analysis of Packaging Material Requirements Aggregation

Existing packaging material requirements planning is still not well arranged and has not been integrated with the demand of finished product, it still based on previous usage, so the risk of stock out or over stock becomes larger. To solve this problem, the company must plan for packaging material in 2014 so that the risks can be minimized.

Packaging material requirements planning is done based on production plan in 2014. The result of this packaging material requirements planning is aggregation of packaging materials. Packaging material requirements planning has been undertaken to consider the percentage of defects or damage of the packaging material during the production process or after production during for a year. Production planning of packaging material in 2014 use for another step for evaluation and give recommendations inventory system for this company.

4.3.3 Analysis of ABC Classification Packaging Materials

Condition of packaging material inventory systems in PT Djambi Waras Jujuhan still not grouping and ordering process in the company is done if inventory of packaging material has reached the minimum stock. So, if there are several types of packaging material has reached the minimum stock of packaging materials will be immediately ordered to suppliers. In this research, packaging materials will be grouped into three classes using the ABC analysis.

Data packaging materials in that company amounted to 38 types. But just only 24 types are used and classify by ABC Analysis because only 24 types of packaging material that has required in the year 2014. Packaging materials are not grouped into packaging material requirements planning in 2014, the inventory system is specific policy based on historical data of the company.

ABC analysis performed in this research is based on value usage criteria of the packaging material and the result showed that 5 types of packaging materials are in A class, 4 types of packaging materials are in B class, and 15 types of packaging materials are in C class. Packaging materials including into A class with usage percentage 79.41% and its annual usage value more than Rp. 360 million, B class with usage percentage of 14.56% and its annual usage value is above Rp.70 million - under Rp.360 million, and C class with usage percentage 6.02% and its annual usage value is under Rp.70 million.

The high demand value of packaging material is influenced by price per unit and the number of demand for a year. If price and amount of usage per year increase, so packaging material can classify into A class. And if one of two factors that mentioned before is low, so possibility of the packaging material can classify into B or C class. The situation also happened of packaging material in PT Djambi Waras Jujuhan. For example, Plastic Bag SIR 10 SEU has a high price but low annual usage for a year, so this type classify into C class.

The results of ABC classification will be using for packaging material inventory system in PT Djambi Waras Jujuhan in 2014. A class of packaging materials should be given the main focus in the Materials Storage and Purchasing Division. Although B and C class are focus of attention quite normal and enough, but for certain types of packaging material still needs to be given more attention than the other types that are same class because there is a packaging material that has a rapid rate of usage in the class. The results of ABC classification is also used as the basis for ordering process the packaging material to suppliers.

4.3.4 Analysis of Optimal Order Quantity (Q^*) Order Interval (T^*) of Packaging Materials by Using Joint Replenishment Models

Order interval for every group is different. The differences happened are because of the influence from purchasing cost, ordering cost, fraction of holding cost and requirement of packaging material. The higher of demand and purchasing cost, so order interval will be smaller. This means that company is increasingly often an order to the supplier. For example, the actual order interval C order 1 that is 59 days so actual order frequency is 11 times not 10.95 times as the result of the calculation. This is done so that demand can be met during the year.

Thus, in the decision-making process should consider order interval and order frequency so that a more optimal decisions compared just only one factor to consider. For example, when a decision is taken only consider order interval there was a risk that order made by the optimal quantity will exceed demand for a year, and it will increase order and holding cost. This problem happens if packaging materials has great demand. Optimal order quantity (Q^*) is different for every item in the group, depending on the needs of the packaging materials and purchasing cost. Q^* will be greater if demand is high and purchasing cost of packaging materials is low. Conversely, if purchasing cost of packaging materials is high so Q^* will become smaller. Recommended for the proposed system, the company would choose the actual order frequency because the company only adds one order.

4.3.5 Analysis of Safety Stock (SS) and Reorder Point (B) Packaging Materials

Based on the results of the calculations have been done SS obtained is smaller than the SS set by companies today. It is shown that the the proposed system has a better inventory system inventory systems inventory now because a given proposal already has the optimal ordering quantity (Q^*) with optimal ordering interval (T^*) for each packaging material, although given the the proposed inventory system has messaging costs are greater because the frequency of ordering frequently. However, packaging materials stored in the warehouse a little more and have faster inventory turnover compared to the current inventory system. So the risk of damage or loss due to specification changes the size of the packaging material can be reduced in the the proposed inventory system.

Safety stock provided by the company is still greater when compared with the results of calculations performed, but this time the SS policy is much better than the company's policy before the month of October 2013 as the SS set is much larger than the current inventory system. Reorder Point (B) packaging materials are obtained from calculations carried out amounted to two times of the safety stock is obtained. This occurs because the service level that is 99% larger.

4.3.6 Analysis of Current and Proposed Inventory System

Calculation of total inventory cost for the the existing and the proposed inventory system 2013 was conducted to determine the proposed inventory system is feasible to be implemented or not. The proposed inventory system that given was feasible to implement because: a) it can save total inventory costs up to 78.46% or Rp.320.728.188,- from total inventory cost of the existing inventory system, b) ordering costs of the proposed inventory system is greater than the existing inventory system because ordering frequency more often done by considering the optimal quantity of packaging material, purchasing of packaging materials, ordering costs holding costs, c) holding costs of the proposed inventory system is smaller than the existing inventory system because average inventory and safety stock packaging materials is smaller than the existing inventory system. In the existing inventory system, average inventory and safety stock is higher when it compared with the the proposed system, its meaning that company save many packaging materials that resulted turnover of stock to be slow.

4.3.7 Sensitivity Analysis for Ordering Cost of Packaging Materials

Based on result from calculation, it showed that condition 1 when ordering costs increased up to 30%, so total inventory costs increased up to 14.56%. Meanwhile, the condition 2 ordering costs increased up to 50% so the total inventory cost increased up to 22.72%. It can be concluded that the response given the optimal solution or the total inventory costs if ordering costs chaged so total inventory costs chages less than increase of ordering costs, this can be interpreted that propose or recommendations inventory system feasible to implement in the company. In addition, if ordering costs increase so order interval and order quantity will be increasing too. That mean, time period between the previous order to the next order increases because ordering quantity increase or it can be said ordering frequency reduced for a year.

5 Conclusions and Suggestions

5.1 Conclusions

Conclusions derived from this research include the following:

1. Packaging materials inventory systems in PT Djambi Waras Jujuhan still not optimal if their compared with the the proposed inventory system because of from 38 types of packaging materials holding in warehouse just only 18 types of packaging material that has a value of $ITO > 1$ and 20 types of packaging material has a value of $ITO < 1$ and $ITO = 0$. While the value of

the the proposed inventory system of order class AB has a value of ITO = 58.46 x turn of the year, order class BC has a value of ITO = 38.55 x turn of the year, order class C 1 has a value of ITO = 27.69 x turn of the year, order class C 2 has a value of ITO = 24.54 x turn of the year, and order class C 3 has a value of ITO = 8.53 x turn of the year. This happens because the company has an average inventory and safety stock is high. Solution for this problem is the company can reduce the average inventory in the warehouse so risk of damage or change the size specifications of packaging materials can be minimized.

2. Proposal or recommendation packaging materials inventory systems will give for the the existing inventory system, are:
 - a. Planning or aggregation of packaging material needs for a year using a production plan that has been made by considering the percentage of defect packaging materials.
 - b. Grouping of packaging materials using ABC analysis based on rate of using criteria ordering process and the controlling.
 - c. Determination of the optimal order quantity (Q^*), optimal order interval (T^*), and frequency ordering (f) by using Joint Replenishment Method.
 - d. Determination of safety stock and reorder point of packaging materials by considering variations of lead time.
 - e. Calculate the total inventory costs during for a year.

5.2 Suggestions

Suggestions given to the company and further research are:

1. The company may implement the packing material inventory systems is the proposed that the the existing inventory system becomes more accurate and optimal.
2. Future research could design an application or information system for inventory planning of packaging materials, so that company can plan packaging materials inventory system for the next period to more easily and quickly and also can be used by stakeholders. In addition, data inventory or inventory reports more accessible.
3. Future research may develop or make a new model inventory system of packaging materials which more appropriate and more sensitive if one of the components inventory system in the company changes, so optimal solutions that result by the model more optimal.

Acknowledgement. This research was financial supported by Andalas University, West Sumatera Indonesia.

References

1. Assauri, S.: Production and Operations Management. Revised Edition 2008. Economic Faculty of Indonesia University, Jakarta (2008)
2. Bowersox, D.J.: Logistics Management. Systems Integration - Management Physical Distribution Systems and Materials Management, vol. 1. Bumi Aksara, Jakarta (2002)
3. Daellenbach, H.G.: Systems and Decision Making: A Management Science Approach. John Wiley & Sons Ltd., England (1995)
4. Fogarty, et al.: Production and Inventory Management, 2nd edn. South - Western Publishing Co., Ohio (1991)
5. Gaspers, V.: Production Planning and Inventory Control: Based Integrated Systems Approach Towards MRP II and JIT Manufacturing 21. PT Gramedia Pustaka Utama, Jakarta (1998)
6. Isaac, A.: Operation Manajemen, 1st edn. Graha Ilmu, Yogyakarta (2010)
7. Walpole, R.E., Myers, R.H.: Probability & Statistics for Engineers and Scientists, 4th edn. Bandung Institute of Technology, Bandung (1995)
8. Tersine, R.J.: Principles of Inventory and Materials Management, 4th edn. Prentice Hall International, New Jersey (1994)



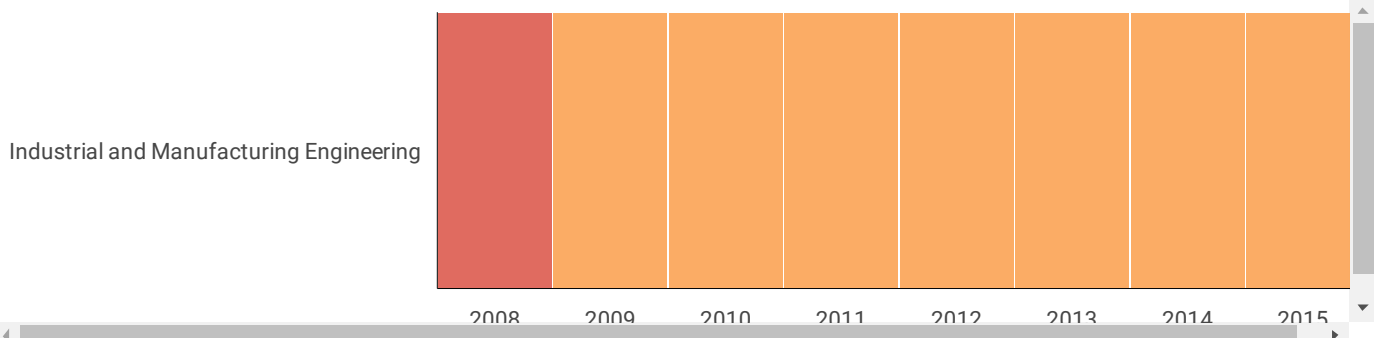
Lecture Notes in Electrical Engineering

Country	Germany
Subject Area and Category	Engineering Industrial and Manufacturing Engineering
Publisher	Springer Verlag
Publication type	Book Series
ISSN	18761100
Coverage	2008-ongoing

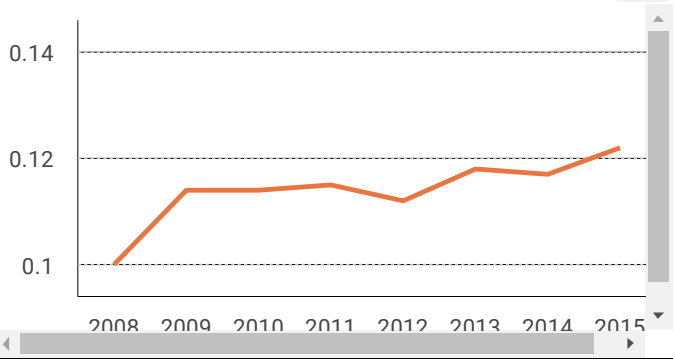
14

H Index


Quartiles



SJR



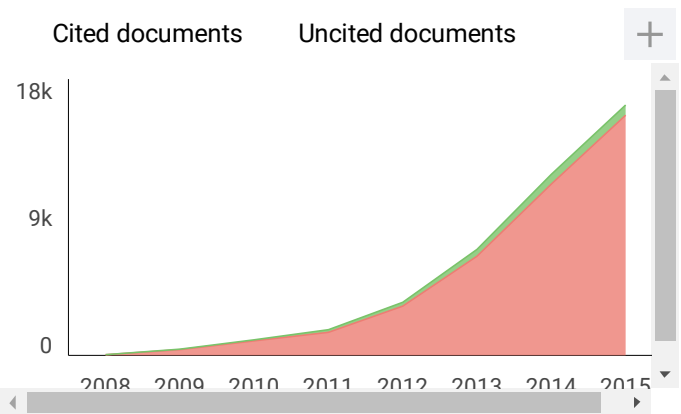
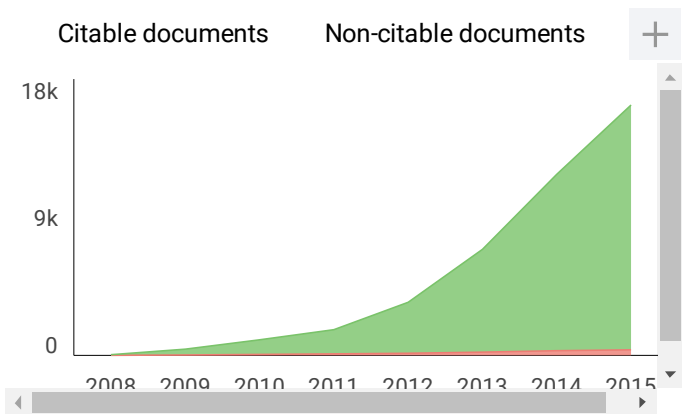
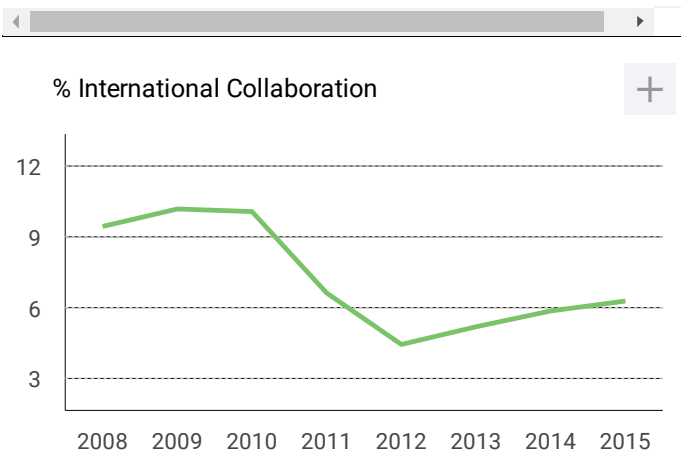
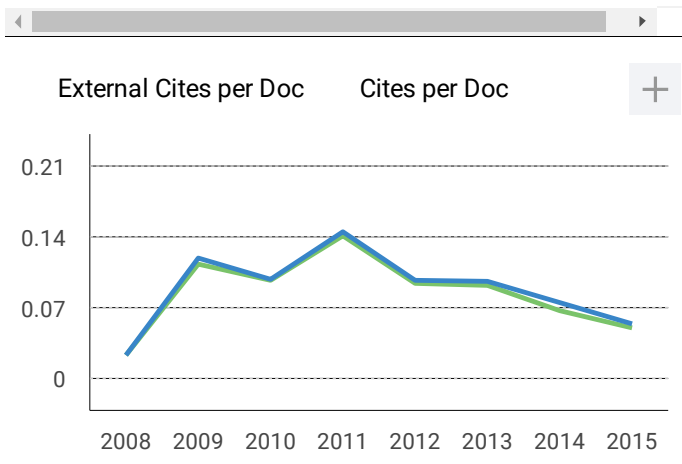
Citations per document



Total Cites

Self-Cites





Lecture Notes in Electrical Engineering

Indicator	2008-2015	Value
SJR		0.12
Cites per doc		0.05
Total cites		854

www.scimagojr.com

← Show this widget in your own website

Just copy the code below and paste within your html code:

```
<a href="http://www.scimagc
```

Developed by:



Powered by:



Follow us on Twitter

Scimago Lab, Copyright 2007-2016. Data Source: Scopus®



Source details

Feedback (https://help.elsevier.com/app/ask_scopus/p/8150) Compare sources

Lecture Notes in Electrical Engineering

Scopus coverage years: from 2007 to 2016

Publisher: Springer Verlag

ISSN: 1876-1100 E-ISSN: 1876-1119

Subject area: Engineering: Industrial and Manufacturing Engineering

Set document alert

Visit Scopus Journal Metrics (https://www.scopus.com/r targetURL=http%3a%2f%2

CiteScore 2015
0.06

SJR 2015
0.122

SNIP 2015
0.054

CiteScore CiteScore rank & trend Scopus content coverage

CiteScore 2015

Calculated on 31 May, 2016

CiteScore rank

In category: Industrial and Manufacturing E

$$0.06 = \frac{\text{Citation Count 2015}}{\text{Documents 2012 - 2014}^*} = \frac{917 \text{ Citations}}{14555 \text{ Documents}}$$

Percentile: 24th

Rank: #221/295

*CiteScore includes all available document types
View CiteScore methodology
Citescore FAQ (http://help.elsevier.com/app/answers/detail/a_id/5221/p/8150)

View CiteScore trends

CiteScoreTracker 2016

Last updated on 07 February 2016

$$0.07 = \frac{\text{Citation Count 2016}}{\text{Documents 2013 - 2015}} = \frac{920 \text{ Citations to date}}{13460 \text{ Documents to date}}$$

Metrics displaying this icon are compiled according to Snowball Metrics (http://www.snowballmetrics.com/), a collaboration between industry and academia.

About Scopus

What is Scopus (https://www.elsevier.com/online-tools/scopus)
Content coverage (https://www.elsevier.com/online-tools/scopus/rate-of-browse-view)
Scopus blog (https://blogs.scopus.com/)
Scopus API (https://dev.elsevier.com/)
Privacy matters (https://www.elsevier.com/legal/privacy-approach)

Language

日本語に切り替える (personalization/switch/Japanese.uri?origin=&zone=footer&locale=ja_JP)
切换到简体中文 (personalization/switch/Chinese.uri?origin=&zone=footer&locale=zh_CN)
切换到繁體中文 (personalization/switch/Chinese.uri?origin=&zone=footer&locale=zh_TW)

Customer Service

Help (/standard/contactUs.uri?pageOrigin=footer)
Contact us (/standard/contactForm.uri?pageOrigin=footer)

ELSEVIER

(https://www.elsevier.com/)

Terms and conditions (https://www.elsevier.com/locate/termsandconditions)

Privacy policy (https://www.elsevier.com/locate/privacypolicy)

Copyright © 2017 Elsevier B.V (https://www.elsevier.com). All rights reserved. Scopus® is a registered trademark of Elsevier B.V.

Cookies are set by this site. To decline them or learn more, visit our Cookies page (https://help.elsevier.com/app/answers/detail/a_id/2964/p/8150/).

Author details

The Scopus Author Identifier assigns a unique number to groups of documents written by the same author via an algorithm that matches authorship based on a certain criteria. If a document cannot be confidently matched with an author identifier, it is grouped separately. In this case, you may see more than 1 entry for the same author.

Print | E-mail

Putri, Nilda Tri

Universitas Andalas, Department of Industrial Engineering, Padang, Indonesia

Author ID: 53864158100

[About Scopus Author Identifier](#) | [View potential author matches](#)

Other name formats: Putri, N. T.

Follow this Author [Receive emails when this author publishes new articles](#)

[Get citation alerts](#)

[Add to ORCID](#)

[Request author detail corrections](#)

Documents: 10

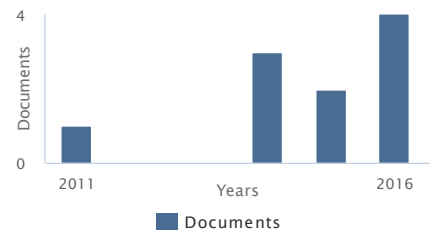
[Analyze author output](#)

Citations: 0 total citations by 0 document

h-index:

Co-authors: 17

Subject area: [Business, Management and Accounting](#), [Engineering](#) [View More](#)



10 Documents | 17 co-authors

10 documents

[View in search results format](#)

Sort on: **Date** [Cited by](#) [...](#)

[Export all](#) | [Add all to list](#) | [Set document alert](#) | [Set document feed](#)

Redesign of thresher machine for farmers using rapid upper limb assessment (RULA) method	Putri, N.T., Susanti, L., Tito, A., Sutanto, A.	2016	IEEE International Conference on Industrial Engineering and Engineering Management	0
Show abstract Related documents				
The role of an organizational culture and individual towards knowledge management practice in cement industry	Putri, N.T., Kurmia, S.	2016	2016 IEEE International Conference on Management of Innovation and Technology, ICMIT 2016	0
Show abstract Related documents				
Comparison of Quality Engineering Practices in Malaysian and Indonesian Automotive Related Companies	Putri, N.T., Sha'ri Mohd, Y., Irianto, D.	2016	IOP Conference Series: Materials Science and Engineering	0
Show abstract Related documents				
Design of quality system documentation in hydrotiller production unit as improvement of quality management system in small and medium enterprise	Putri, N.T., Retha, F., Yusof, S.M.	2016	International Journal of Productivity and Quality Management	0
Show abstract Related documents				
Facility layout design on the agricultural machinery industry	Putri, N.T., Fithri, P., Taufik, M.	2015	Lecture Notes in Engineering and Computer Science	0
Show abstract Related documents				
An inventory system of packaging materials: Case study at PT. Djambi Waras Jujuhan	Putri, N.T., Jonrinaldi, Risa Noviani, Y.R.	2015	Lecture Notes in Electrical Engineering	0
Show abstract Related documents				
The effect of TQM implementation towards productivity of employees using Structural Equation Modeling (SEM) analysis method in PT XYZ	Putri, N.T., Darma, H.S.	2014	ICMIT 2014 - 2014 IEEE International Conference on Management of Innovation and Technology	0
Show abstract Related documents				
The Delphi hierarchy process-based study of quality engineering in Malaysia and Indonesia automotive companies	Putri, N.T., Mohd. Yusof, S., Irianto, D.	2014	TQM Journal	0
Show abstract Related documents				
Strategic road performance model: An approach to sustainable facilities management	Kamil, I., Alias, B., Mohammed, A.H., Putri, N.T., Meilani, D.	2014	Jurnal Teknologi	0
Show abstract Related documents				

Author History

Publication range: 2011 - 2016

References: 140

Source history:

- [Lecture Notes in Electrical Engineering](#) [View documents](#)
- [IEEE International Conference on Industrial Engineering and Engineering Management](#) [View documents](#)
- [IOP Conference Series: Materials Science and Engineering](#) [View documents](#)

[View More](#)

[Show Related Affiliations](#)

An empirical investigation of quality tools and techniques practices in Malaysia and Indonesia automotive industries Putri, N.T.,Yusof, S.M. 2011 2011 IEEE International Conference on Quality and Reliability, ICQR 2011 0

[Show abstract](#) | [Related documents](#)

Display results per page

[Top of page](#)

The data displayed above is compiled exclusively from articles published in the Scopus database. To request corrections to any inaccuracies or provide any further feedback, please [contact us](#) (registration required). The data displayed above is subject to the privacy conditions contained in the [privacy policy](#).

About Scopus

- [What is Scopus](#)
- [Content coverage](#)
- [Scopus blog](#)
- [Scopus API](#)
- [Privacy matters](#)

Language

- [日本語に切り替える](#)
- [切换到简体中文](#)
- [切换到繁體中文](#)

Customer Service

- [Help](#)

ELSEVIER

[Terms and conditions](#) [Privacy policy](#)

Copyright © 2017 Elsevier B.V. All rights reserved. Scopus® is a registered trademark of Elsevier B.V.

Cookies are set by this site. To decline them or learn more, visit our [Cookies page](#).



1 Result(s) for 'An Inventory System of Packaging Materials: Case Study at PT Djambi Waras Jujuhan'

1. 

Chapter

An Inventory System of Packaging Materials: Case Study at PT. Djambi Waras Jujuhan

PT Djambi Waras Jujuhan is one of Crumb Rubber Factory which is inseparable of inventory problems. It needs packaging materials for production process, especially in packaging process. Currently, PT Djambi War...

Nilda Tri Putri, Jonrinaldi... in *Industrial Engineering, Management Science...* (2015)

We use cookies to improve your experience with our site. [More information](#)

Accept

Support



Chapter

Industrial Engineering, Management Science and Applications 2015

Volume 349 of the series *Lecture Notes in Electrical Engineering* pp 313-330

An Inventory System of Packaging Materials: Case Study at PT. Djambi Waras Jujuhan

- Nilda Tri Putri
- , Jonrinaldi
- , Y. R. Risa Noviani

Abstract

PT Djambi Waras Jujuhan is one of Crumb Rubber Factory which is inseparable of inventory problems. It needs packaging materials for production process, especially in packaging process. Currently, PT Djambi Waras Jujuhan has the problems in controlling inventory system of packaging materials because of one supplier only supplying materials, variation of lead time, high minimum stocks of packaging materials and pile up in the storage. The aim of the research is to propose an inventory system of packaging materials to improve inventory performance considering variations of lead time. The inventory system we proposed consists of four steps. The first step is calculating Inventory Turnover (ITO) to identify how the performance level of the existing inventory system. The second step is determining aggregate planning of packaging materials, classifying packaging materials using ABC analysis and testing distribution of lead time. The third step is determining economic order quantity and order interval, safety stock and reorder point. The fourth step is calculating total annual inventory cost considering safety stock and variation of lead time. Sensitivity analysis is performed to see the effects of changes of input parameters to the decision variables and total inventory cost. Based on analysis we have done, current inventory system of packaging materials at PT Djambi Waras Jujuhan has not been

efficient yet that we can see from the value of inventory turnover. From 38 types of packaging materials, 18 types of packaging materials have the value of inventory turnover more than 1 and 20 types have the value of inventory turnover less than 1. The inventory system we proposes in this paper can save 78,46% of total current inventory cost that is Rp.320.728.188,-. Therefore, the inventory system considering variation of lead time we proposed at PT Djambi Waras Jujuhan has increased the inventory performance.

References

1. Assauri, S.: Production and Operations Management. Revised Edition 2008. Economic Faculty of Indonesia University, Jakarta (2008)
2. Bowersox, D.J.: Logistics Management. Systems Integration - Management Physical Distribution Systems and Materials Management, vol. 1. Bumi Aksara, Jakarta (2002)
3. Daellenbach, H.G.: Systems and Decision Making: A Management Science Approach. John Wiley & Sons Ltd., England (1995)
4. Fogarty, et al.: Production and Inventory Management, 2nd edn. South - Western Publishing Co., Ohio (1991)
5. Gaspers, V.: Production Planning and Inventory Control: Based Integrated Systems Approach Towards MRP II and JIT Manufacturing 21. PT Gramedia Pustaka Utama, Jakarta (1998)
6. Isaac, A.: Operation Manajemen, 1st edn. Graha Ilmu, Yogyakarta (2010)
7. Walpole, R.E., Myers, R.H.: Probability & Statistics for Engineers and Scientists, 4th edn. Bandung Institute of Technology, Bandung (1995)
8. Tersine, R.J.: Principles of Inventory and Materials Management, 4th edn. Prentice Hall International, New Jersey (1994)

About this Chapter

Title

An Inventory System of Packaging Materials: Case Study at PT.
Djambi Waras Jujuhan

Book Title

Industrial Engineering, Management Science and Applications
2015

Pages

pp 313-330

Copyright

2015

DOI

10.1007/978-3-662-47200-2_34

Print ISBN

978-3-662-47199-9

Online ISBN

978-3-662-47200-2

Series Title

Lecture Notes in Electrical Engineering

Series Volume

349

Series ISSN

1876-1100

Publisher

Springer Berlin Heidelberg

Copyright Holder

Springer-Verlag Berlin Heidelberg

Additional Links

- *About this Book*

Topics

- *Management of Computing and Information Systems*
- *Engineering Economics, Organization, Logistics, Marketing*
- *Operation Research/Decision Theory*
- *Facility Management*

Industry Sectors

- *Pharma*
- *Automotive*
- *Chemical Manufacturing*
- *Biotechnology*
- *Electronics*
- *IT & Software*
- *Telecommunications*

eBook Packages

- *Computer Science*

Editors

- *Mitsuo Gen*⁽¹⁾
- *Kuinam J. Kim*⁽²⁾
- *Xiaoxia Huang*⁽³⁾
- *Yabe Hiroshi*⁽⁴⁾

Editor Affiliations

- 1. Tokyo University of Science
- 2. Convergence Security Department, Kyonggi University
- 3. Dept. Mathematics & Mechanics, University of Science & Technology Beijing (USTB)
- 4. Tokyo University of Science

Authors

- [Nilda Tri Putri](#)⁽⁵⁾
- [Jonrinaldi](#)⁽⁵⁾
- [Y. R. Risa Noviani](#)⁽⁵⁾

Author Affiliations

- 5. Department of Industrial Engineering, Faculty of Engineering, Andalas University, Padang, 25163, Indonesia

We use cookies to improve your experience with our site. [More information](#)

Accept

Support