


Document details

[< Back to results](#) | 1 of 1[Export](#) [Download](#) [Print](#) [E-mail](#) [Save to PDF](#) [Add to List](#) [More... >](#)[Full Text](#) [View at Publisher](#)Journal of Computational and Theoretical Nanoscience
Volume 16, Issue 2, March 2019, Pages 1081-1092

Brain and artificial intelligence : From the viewpoint of spontaneous and task-evoked brain dynamics (Article)

Sase, T.^{a,b}, Hassan, R.^a ^aDepartment of Computer Science, Kulliyah of Information and Communication Technology, International Islamic University Malaysia, Kuala Lumpur, 50728, Malaysia^bRIKEN Center for Brain Science, 2-1 Hirosawa, Wako, Saitama, 351-0198, Japan


Abstract

[View references \(94\)](#)

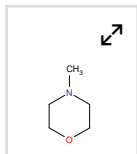
Recently, the field of brain science often yields 'big' data and utilizes machine learning, which is central for the present artificial intelligence (AI) field and starts usually from extracting the hidden features. However, the data recorded from the brain are dynamic where the property of the data changes with time, different from photos that are static over the time. Then, the following question emerges: Are brain's dynamic data really suitable for the present AI techniques? More specifically can we extract exact features from brain's dynamic data and what kind of dynamics makes this feature extraction more reliable? To answer these questions, in this study, we generated two kinds of the brain dynamics computationally, i.e., spontaneous and task-evoked brain dynamics, and both dynamics were applied to a fundamental technique for most feature extraction methods, that is, the principal component analysis (PCA). We suggest that the task-evoked brain dynamics can give rise to a feature space where different features, possibly related to personality traits, are classified more robustly and may lead to a better brain-AI system. Copyright © 2019 American Scientific Publishers All rights reserved.

SciVal Topic Prominence 

Topic: Attention | Electroencephalography | Attention task

Prominence percentile: 94.677 Chemistry database information 

Substances



Author keywords

Artificial Intelligence [Brain](#) [Neural mass model](#) [Principal component analysis](#)[Spontaneous and task-evoked brain dynamics](#)Metrics 

Cited by 0 documents

Inform me when this document is cited in Scopus:

[Set citation alert >](#)[Set citation feed >](#)

Related documents

Applying EEG phase synchronization measures to non-linearly coupled neural mass models

Vindiola, M.M. , Vettel, J.M. , Gordon, S.M. (2014) *Journal of Neuroscience Methods*

Review of EEG and ERP studies of extraversion personality for baseline and cognitive tasks

Roslan, N.S. , Izhar, L.I. , Faye, I. (2017) *Personality and Individual Differences*

A neural mass model for MEG/EEG: Coupling and neuronal dynamics

David, O. , Friston, K.J. (2003) *NeuroImage*

View all related documents based on references

Find more related documents in Scopus based on:

[Authors >](#) [Keywords >](#)

Funding details

Funding sponsor

Funding number

Acronym

Funding sponsor	Funding number	Acronym
Foundation for Fundamental Research on Matter	FRGS16-029-0528	
Ministry of Higher Education, Malaysia		

Funding text

Acknowledgments: This research was supported by the Fundamental Research Grant Scheme (FRGS16-029-0528) from the Ministry of Higher Education (MOHE) Malaysia. We are grateful to all the members at Research Unit 9: Computational Intelligence Research Group (CIRG) and Research Unit 2: Pervasive Computing for Brain Development Research Group (PCBDG), Kulliyah of Information and Communication Technology (KICT), IIUM, for helpful advice and kind discussion.

ISSN: 15461955

Source Type: Journal

Original language: English

DOI: 10.1166/jctn.2019.8000

Document Type: Article

Publisher: American Scientific Publishers

References (94)

[View in search results format >](#)

All Export Print E-mail Save to PDF Create bibliography

View all 94 references

- 1 Fox, M.D., Snyder, A.Z., Zacks, J.M., Raichle, M.E.
 Coherent spontaneous activity accounts for trial-to-trial variability in human evoked brain responses
 (2006) *Nature Neuroscience*, 9 (1), pp. 23-25. Cited 437 times.
 doi: 10.1038/nn1616
[View at Publisher](#)
- 2 Saka, M., Berwick, J., Jones, M.
 Linear superposition of sensory-evoked and ongoing cortical hemodynamics
 (2010) *Frontiers in Neuroenergetics*, 2 (23), pp. 1-13. Cited 17 times.
- 3 Becker, R., Reinacher, M., Freyer, F., Villringer, A., Ritter, P.
 How ongoing neuronal oscillations account for evoked fMRI variability ([Open Access](#))
 (2011) *Journal of Neuroscience*, 31 (30), pp. 11016-11027. Cited 73 times.
<http://www.jneurosci.org/content/31/30/11016.full.pdf+html>
 doi: 10.1523/JNEUROSCI.0210-11.2011
[View at Publisher](#)
- 4 He, B.J.
 Spontaneous and task-evoked brain activity negatively interact ([Open Access](#))
 (2013) *Journal of Neuroscience*, 33 (11), pp. 4672-4682. Cited 89 times.
<http://www.jneurosci.org/content/33/11/4672.full.pdf+html>
 doi: 10.1523/JNEUROSCI.2922-12.2013
[View at Publisher](#)