



[< Back to results](#) | 1 of 1[Export](#) [Download](#) [Print](#) [E-mail](#) [Save to PDF](#) [Add to List](#) [More... >](#)International Medical Journal Malaysia [Open Access](#)
Volume 18, Issue 1, 1 March 2019, Pages 127-130

Symptomatic cerebral ependymal cyst: A case report (Article)


Rauf, P.^a, Aidil, M.N.^a, Chan, K.H.^b, Awang, M.S.^b  Fadli, M.^c ^aDepartment of Surgery, Hospital Tengku Ampuan Afzan, Malaysia^bUnit of Neurosurgery, International Islamic University of Malaysia IIUM, Malaysia^cDepartment of Pathology, Hospital Tengku Afzan, Malaysia

Abstract

[View references \(7\)](#)

Cerebral ependymal cyst is a rare benign neuroepithelial cyst. We report a case of cerebral ependymal cyst in a 62-year-old lady who presented with status epilepticus. She gave history of progressive right occipital headache over a year. Magnetic Resonance Imaging of the brain showed a large occipital cyst. She underwent a right craniotomy, deroofting of the cyst and insertion of Ommaya catheter. The clinicopathological aspects of the cyst are discussed. © 2019 Default.

SciVal Topic Prominence

Topic: [Cysts](#) | [Neural Tube Defects](#) | [Enterogenous cyst](#)Prominence percentile: 55.543 

Author keywords

[Cerebral](#) [Ependymal Cyst](#) [Headache](#) [Status Epilepticus](#)ISSN: 18234631
Source Type: Journal
Original language: EnglishDocument Type: Article
Publisher: International Islamic University Malaysia

References (7)

[View in search results format >](#)

- 1 Nakase, H., Ishida, Y., Tada, T., Sakaki, T., Goda, K., Tunoda, S., Tominaga, M., (...), Bae, H.G.
Neuroepithelial cyst of the lateral ventricle. Clinical features and treatment

(1992) *Surgical Neurology*, 37 (2), pp. 94-100. Cited 21 times.
doi: 10.1016/0090-3019(92)90183-N[View at Publisher](#)

- 2 Friede, R.L., Yasargil, M.G.
Supratentorial intracerebral epithelial (ependymal) cysts: Review, case reports, and fine structure ([Open Access](#))

Metrics

0 Citations in Scopus

0 Field-Weighted
Citation Impact

PlumX Metrics

Usage, Captures, Mentions,
Social Media and Citations
beyond Scopus.

Cited by 0 documents

Inform me when this document
is cited in Scopus:[Set citation alert >](#)[Set citation feed >](#)

Related documents

Thalamic ependymal cyst
presenting with tremorColnat-Coulbois, S., Marchal,
J.C.
(2005) *Child's Nervous System*Symptomatic lateral ventricular
ependymal cysts: Criteria for
distinguishing these rare cysts
from other symptomatic cysts of
the ventricles: Case reportBoockvar, J.A., Shafa, R.,
Forman, M.S.
(2000) *Neurosurgery*Neuroendoscopic Approach to
Intracranial Ependymal CystsEl Damaty, A., Marx, S., Fleck, S.
(2017) *World Neurosurgery*[View all related documents based
on references](#)[Find more related documents in
Scopus based on:](#)

-
- 3 Bouch, D.C., Mitchell, I., Maloney, A.F.J.
Ependymal lined paraventricular cerebral cysts; a report of three cases ([Open Access](#))

(1973) *Journal of Neurology Neurosurgery and Psychiatry*, 36 (4), pp. 611-617. Cited 39 times.
doi: 10.1136/jnnp.36.4.611

[View at Publisher](#)

-
- 4 Pant, B., Uozumi, T., Hirohata, T., Arita, K., Kurisu, K., Nakahara, T., Inai, K.
Endoscopic resection of intraventricular ependymal cyst presenting with psychosis

(1996) *Surgical Neurology*, 46 (6), pp. 573-578. Cited 25 times.
doi: 10.1016/S0090-3019(96)00228-5

[View at Publisher](#)

-
- 5 Coca, S., Martinez, A., Vaquero, J., Moreno, M., Martos, J.A., Rodriguez, J., Mata, P.
Immunohistochemical study of intracranial cysts

(1993) *Histology and Histopathology*, 8 (4), pp. 651-654. Cited 31 times.

-
- 6 Morioka, T., Nishio, S., Suzuki, S., Fukui, M., Nishiyama, T.
Choroidal fissure cyst in the temporal horn associated with complex partial seizure


(1994) *Clinical Neurology and Neurosurgery*, 96 (2), pp. 164-167. Cited 15 times.
doi: 10.1016/0303-8467(94)90054-X

[View at Publisher](#)

-
- 7 Guermazi, A., Miaux, Y., Majoulet, J.F., Lafitte, F., Chiras, J.
Imaging findings of central nervous system neuroepithelial cysts

(1998) *European Radiology*, 8 (4), pp. 618-623. Cited 21 times.
www.link.springer.de/link/service/journals/00330/index.htm
doi: 10.1007/s003300050447

[View at Publisher](#)

 Awang, M.S.; Unit of Neurosurgery, Department of Surgery Kulliyah of Medicine, International Islamic University Malaysia, Malaysia; email:saufiawang@iiu.edu.my

© Copyright 2019 Elsevier B.V., All rights reserved.

About Scopus

[What is Scopus](#)
[Content coverage](#)
[Scopus blog](#)
[Scopus API](#)
[Privacy matters](#)

Language

[日本語に切り替える](#)
[切换到简体中文](#)
[切换到繁體中文](#)
[Русский язык](#)

Customer Service

[Help](#)
[Contact us](#)

We use cookies to help provide and enhance our service and tailor content. By continuing, you agree to the use of cookies.